

# Northern Lincolnshire and Goole NHS Foundation Trust

2019 NHS Staff Survey

**Directorate Report**

**Contents**

Introduction . . . . .	3	Grantham HSP . . . . .	25
Themes – Directorates 1 . . . . .	4		
Medicine . . . . .	5		
Clinical Support Services . . . . .	6		
Surgery & Critical Care . . . . .	7		
Women & Childrens Services . . . . .	8		
Directorate of Estates and Facilities . . . . .	9		
Therapy & Community Services . . . . .	10		
Medical Directors Office Directorate . . . . .	11		
Chief Nurses Office . . . . .	12		
People and Organisational Effectiveness . . . . .	13		
Finance & Planning . . . . .	14		
Operations Directorate . . . . .	15		
Chief Executive Office . . . . .	16		
Strategy & Planning Team (4711) . . . . .	17		
Themes – Directorates 2 . . . . .	18		
DPOW . . . . .	19		
SGH . . . . .	20		
Community . . . . .	21		
GDH . . . . .	22		
Lincoln County HSP . . . . .	23		
Pilgrim Hospital . . . . .	24		

This directorate report for Northern Lincolnshire and Goole NHS Foundation Trust contains results by directorate for themes from the 2019 NHS Staff Survey. These results are compared to the unweighted average for your organisation.

**Please note:** It is possible that there are differences between the 'Your org' scores reported in this directorate report and those in the benchmark report. This is because the results in the benchmark report are weighted to allow for fair comparisons between organisations of a similar type. However, in this report comparisons are made within your organisation so the unweighted organisation result is a more appropriate point of comparison.

The directorate breakdowns used in this report were provided and defined by Northern Lincolnshire and Goole NHS Foundation Trust. Details of how the theme scores were calculated are included in the Technical Document, available to download from our [results website](#).

## Key features

Breakdown type and **directorate name** are specified in the header. Black text in the header is hyperlinked: clicking on '2019 NHS Staff Survey Results' navigates back to the contents page.

Directorate results are presented in the context of the (unweighted) **organisation average ('Your org')**, so it is easy to tell if a directorate is performing better or worse than the organisation average. For all themes, a higher score is a better result than a lower score.

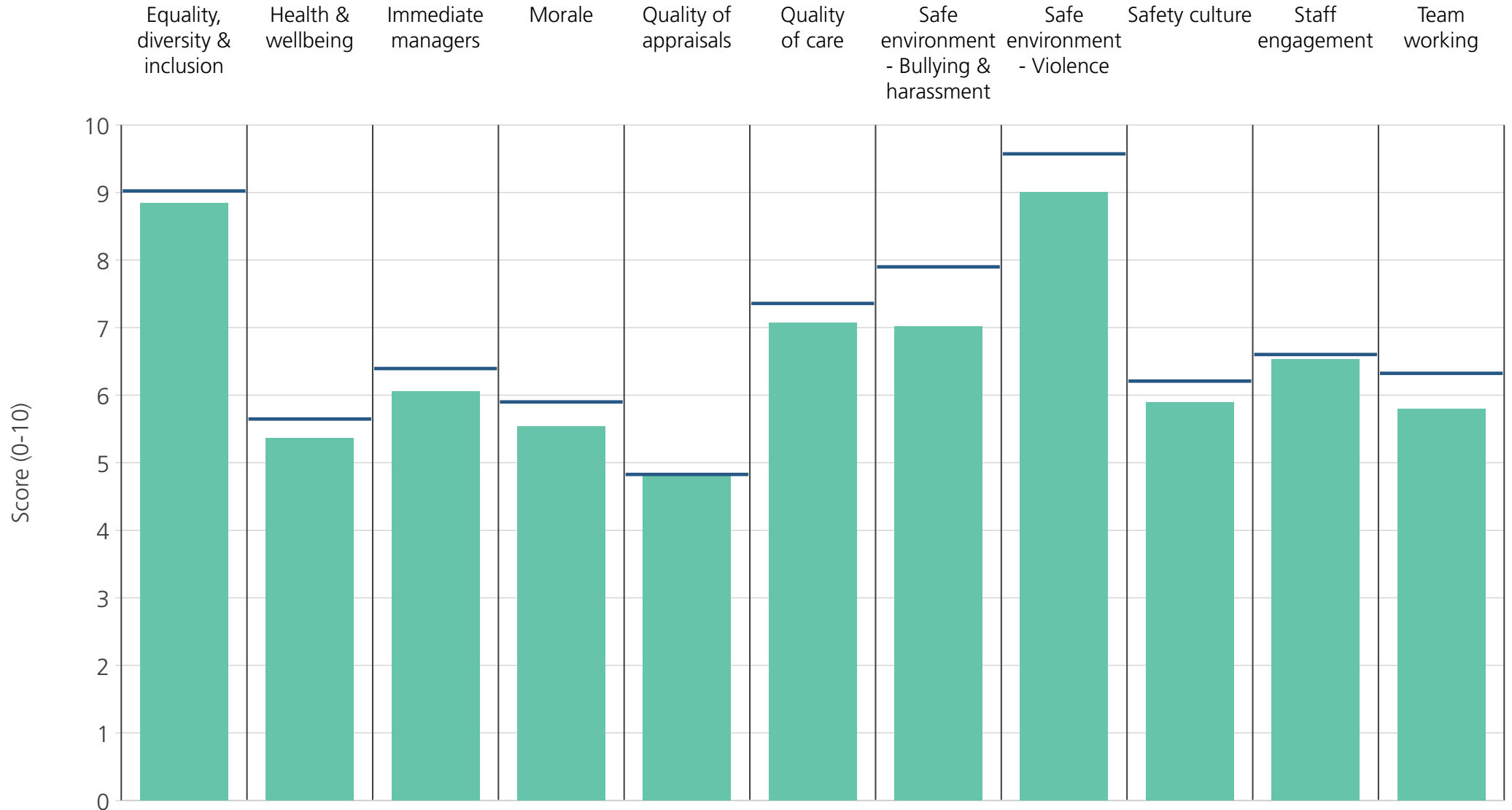
The **number of responses** feeding into each theme score **for the given directorate** is specified below the table containing the directorate and trust scores.



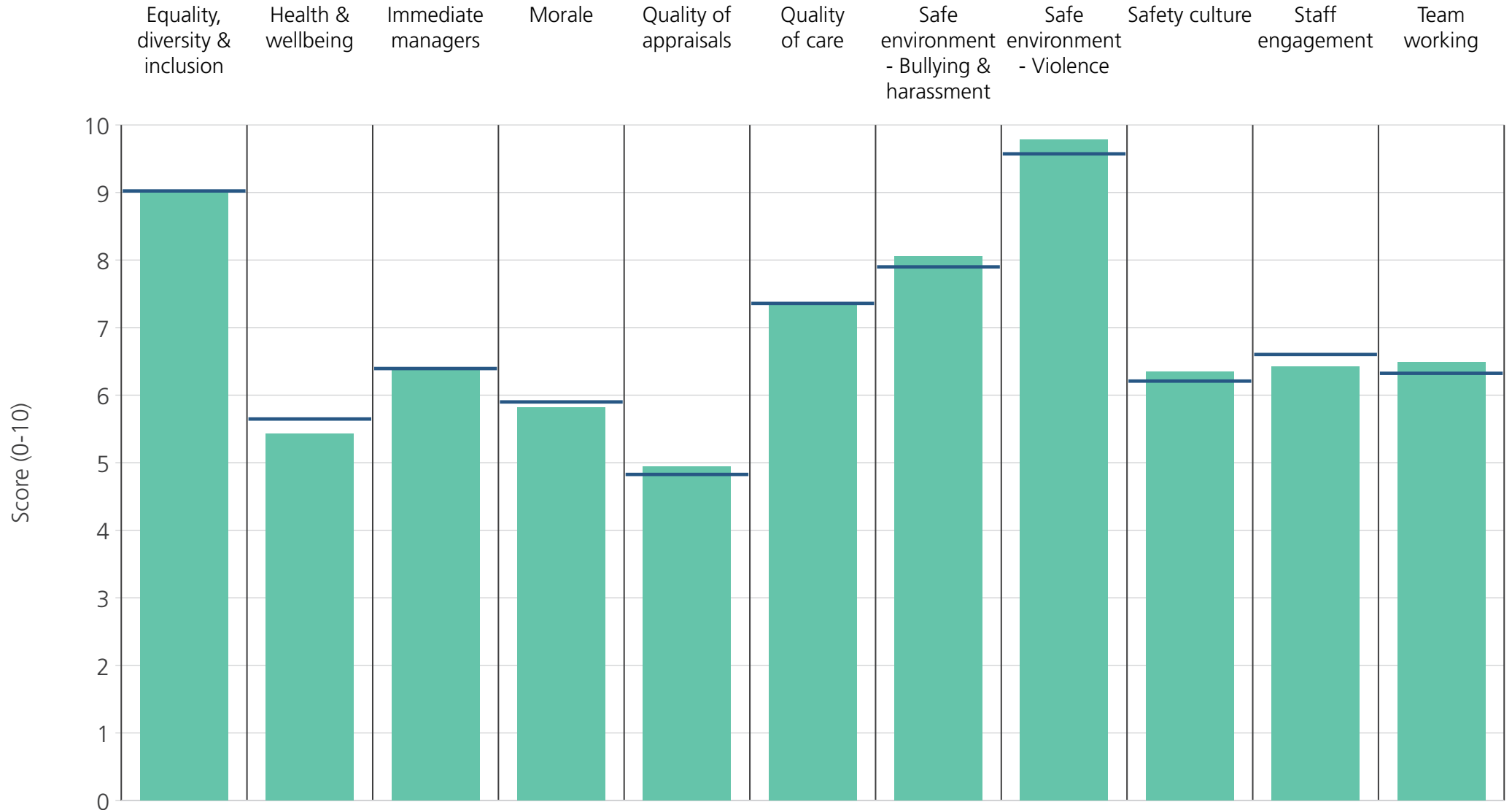
**! Note:** when there are less than 11 responses in a group, results are suppressed to protect staff confidentiality

# Directorates 1

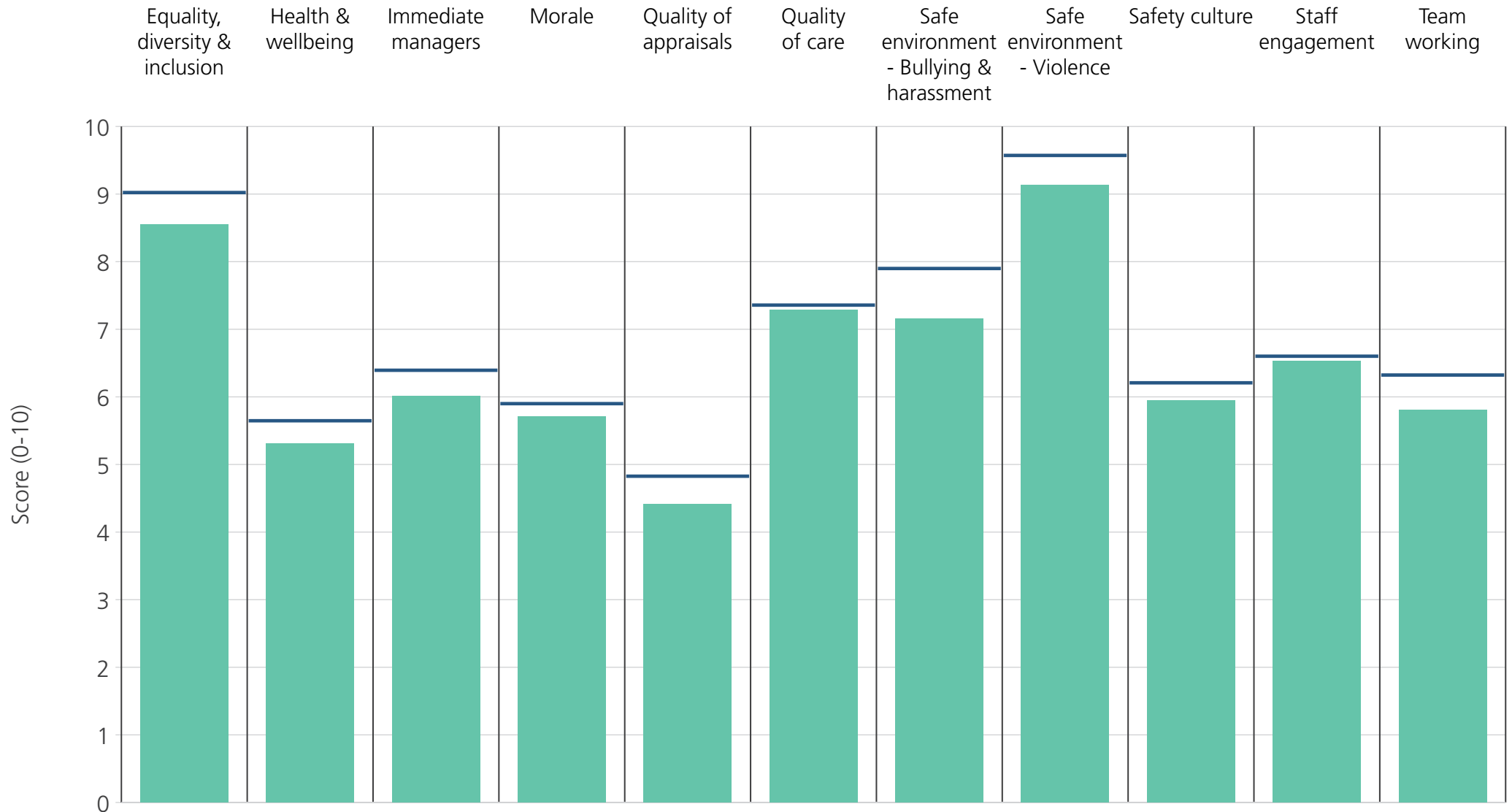
Northern Lincolnshire and Goole NHS Foundation Trust  
2019 NHS Staff Survey Results



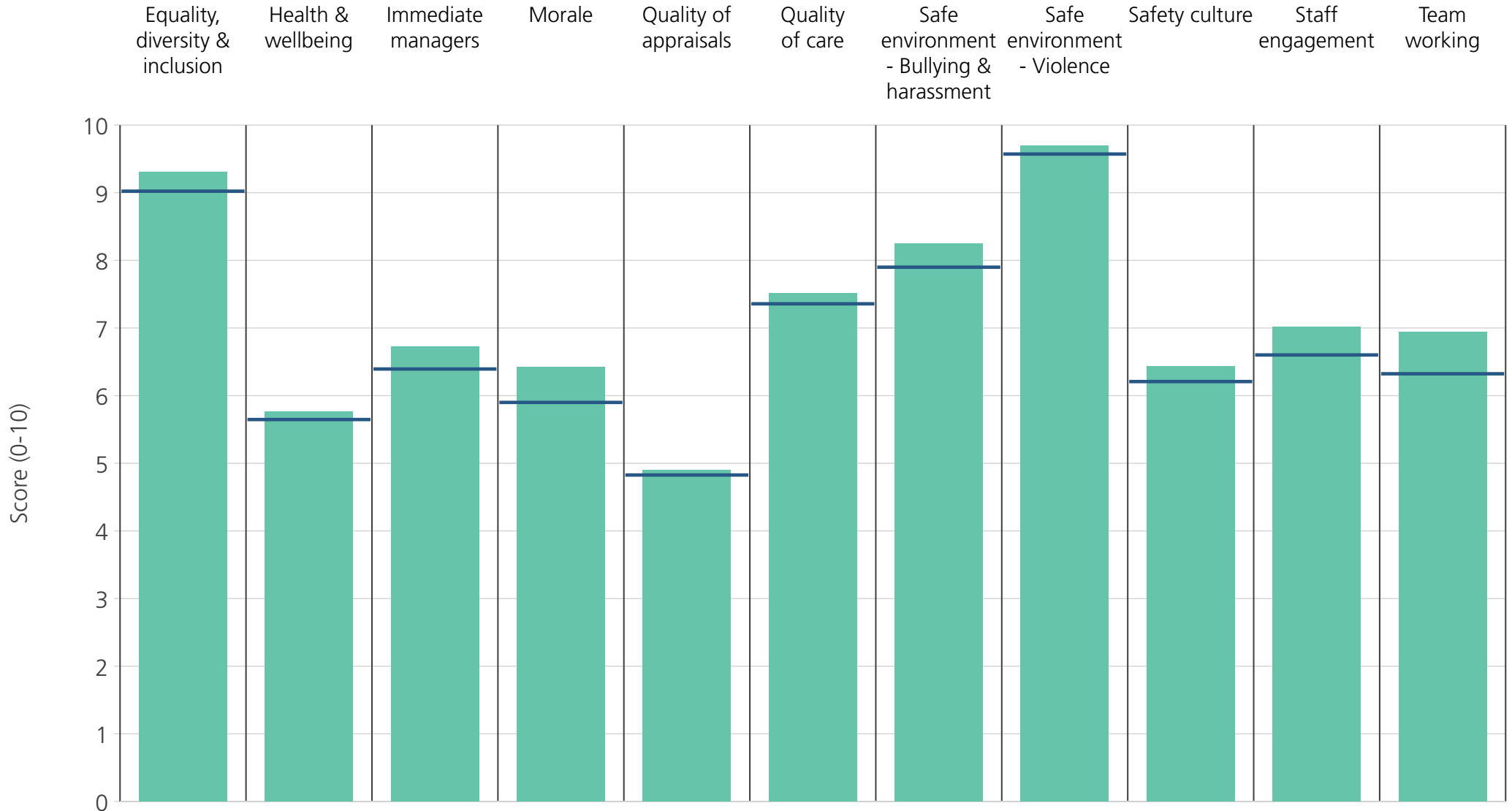
<b>Directorate</b>	8.8	5.4	6.1	5.5	4.8	7.1	7.0	9.0	5.9	6.5	5.8
<b>Your org</b>	9.0	5.6	6.4	5.9	4.8	7.4	7.9	9.6	6.2	6.6	6.3
<b>Responses</b>	346	348	347	338	251	332	344	345	343	350	349



<b>Directorate</b>	9.0	5.4	6.4	5.8	4.9	7.4	8.1	9.8	6.4	6.4	6.5
<b>Your org</b>	9.0	5.6	6.4	5.9	4.8	7.4	7.9	9.6	6.2	6.6	6.3
<b>Responses</b>	511	510	511	507	452	433	509	510	510	516	508

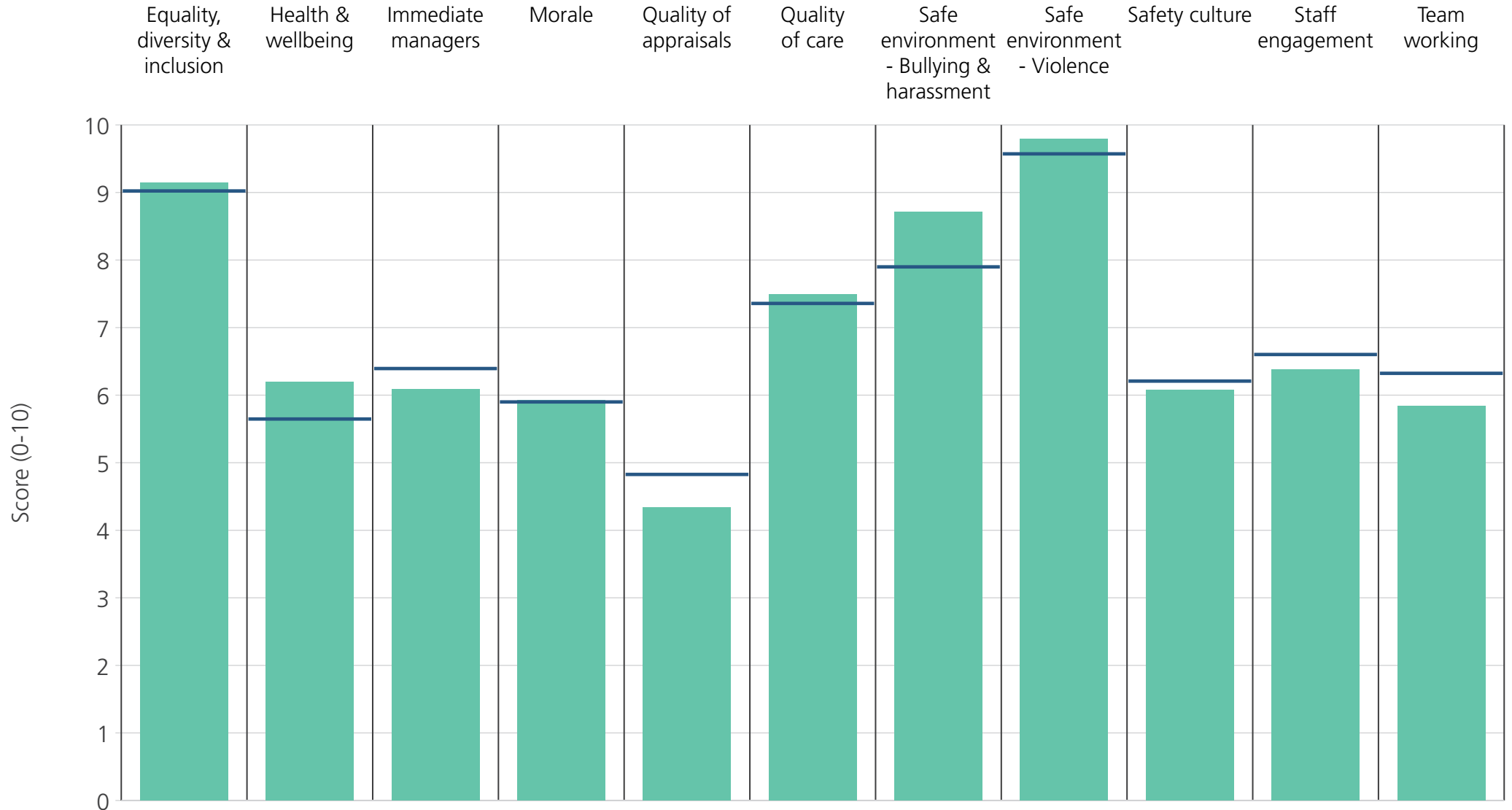


<b>Directorate</b>	8.6	5.3	6.0	5.7	4.4	7.3	7.2	9.1	5.9	6.5	5.8
<b>Your org</b>	9.0	5.6	6.4	5.9	4.8	7.4	7.9	9.6	6.2	6.6	6.3
<b>Responses</b>	364	369	370	357	279	345	366	366	364	375	365

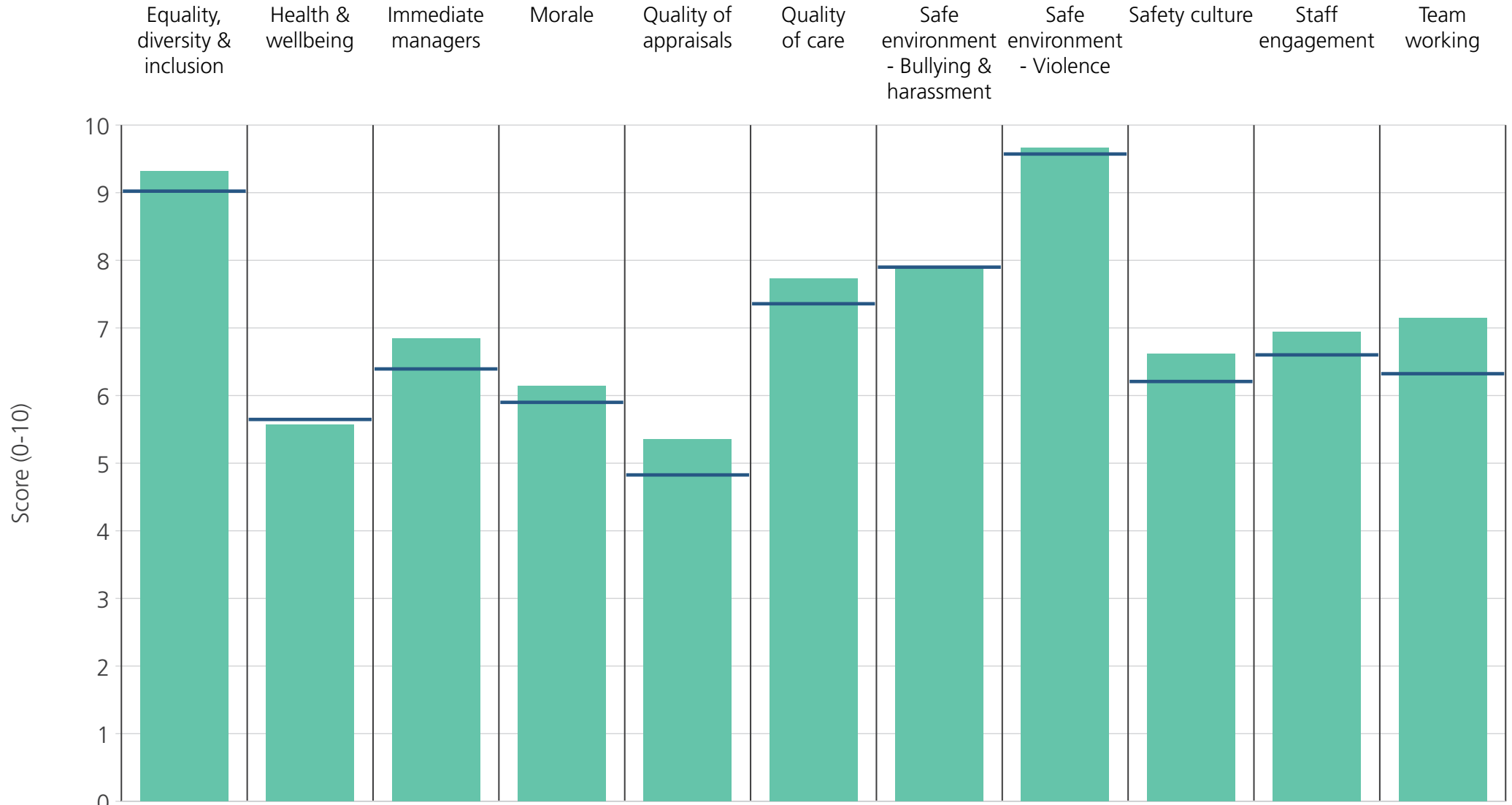


<b>Directorate</b>	9.3	5.8	6.7	6.4	4.9	7.5	8.2	9.7	6.4	7.0	6.9
<b>Your org</b>	9.0	5.6	6.4	5.9	4.8	7.4	7.9	9.6	6.2	6.6	6.3
<b>Responses</b>	259	258	259	253	225	234	256	258	257	258	254

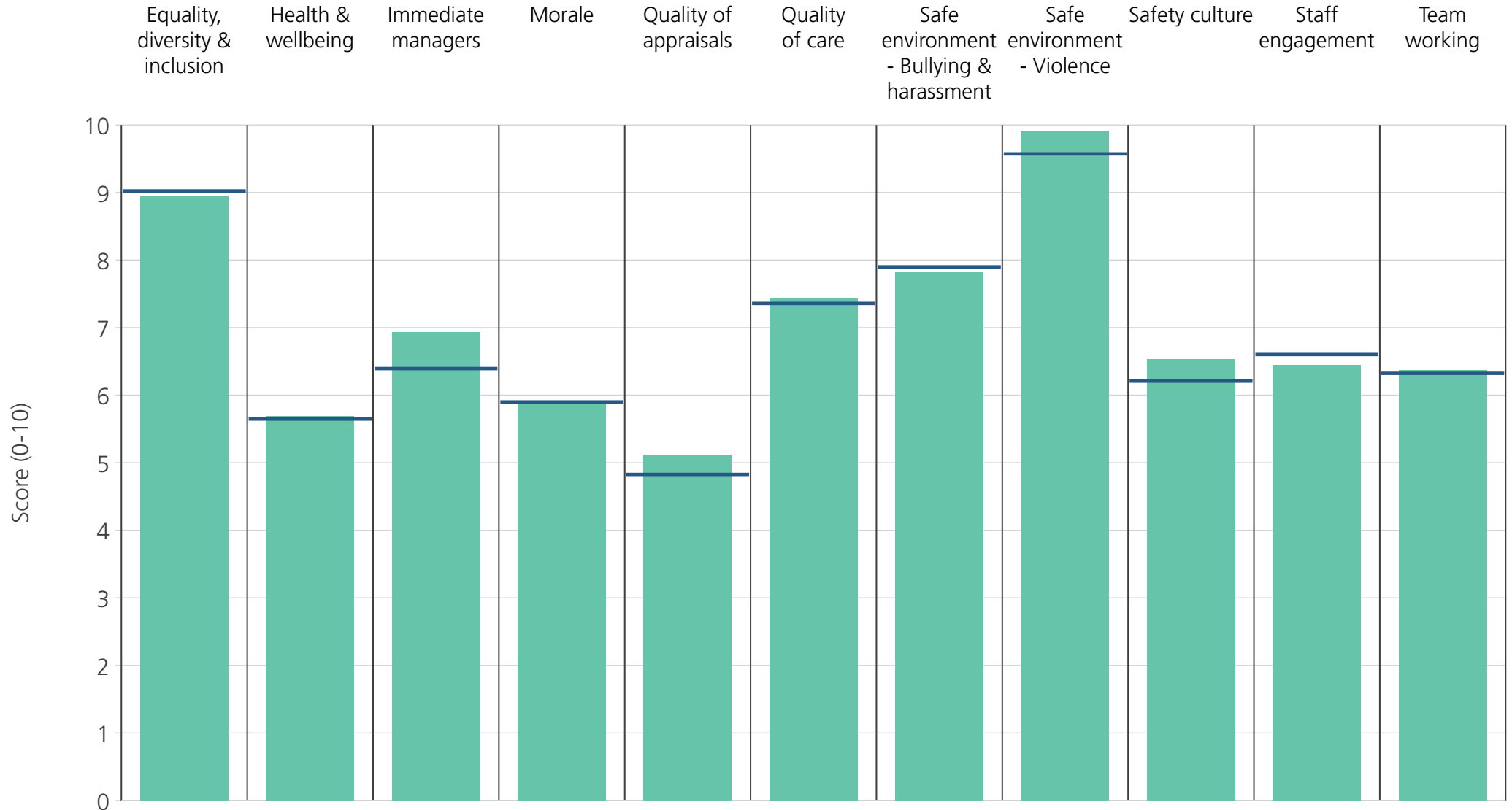




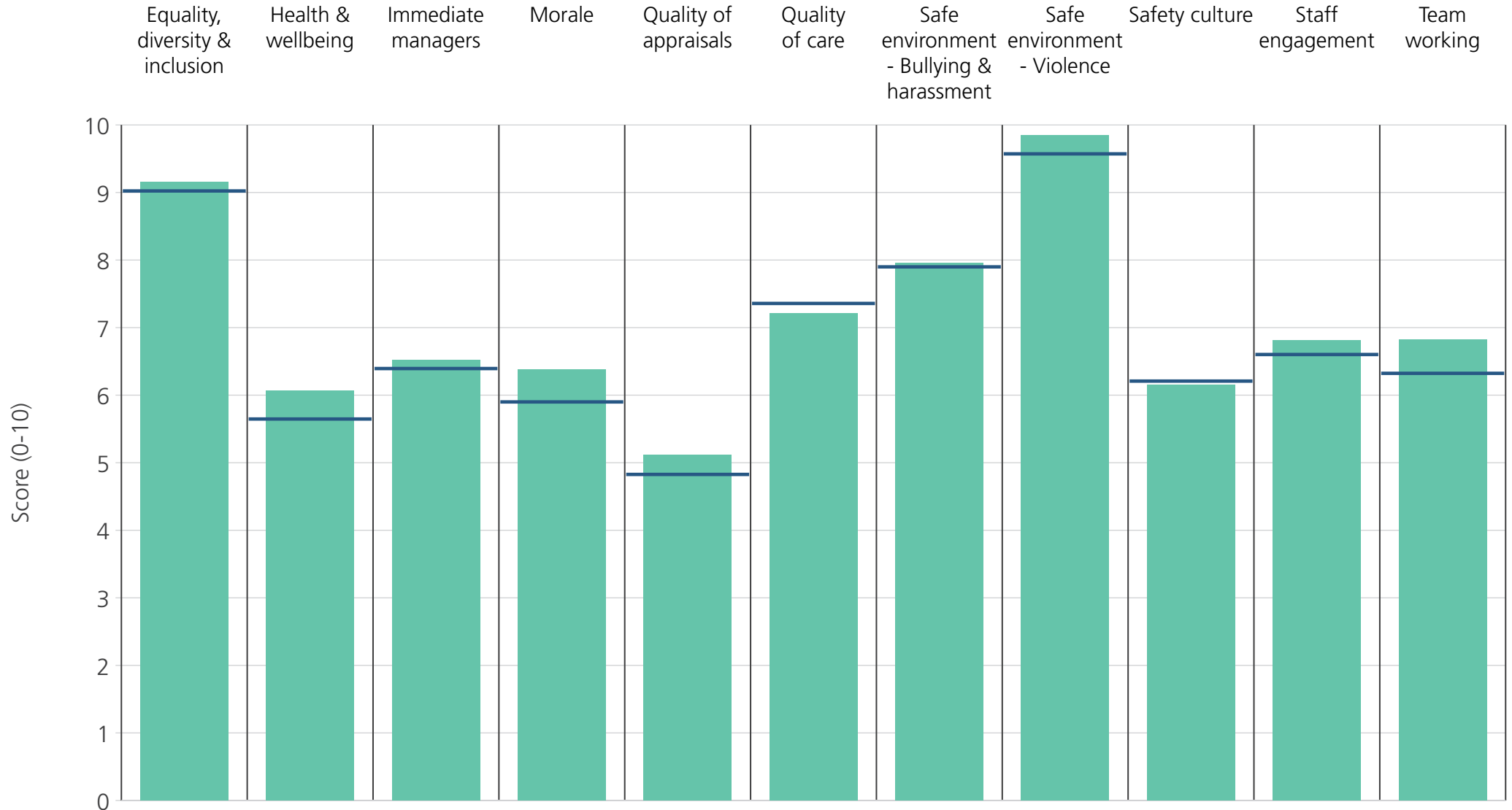
<b>Directorate</b>	9.1	6.2	6.1	5.9	4.3	7.5	8.7	9.8	6.1	6.4	5.8
<b>Your org</b>	9.0	5.6	6.4	5.9	4.8	7.4	7.9	9.6	6.2	6.6	6.3
<b>Responses</b>	377	380	382	376	307	238	372	373	371	381	375



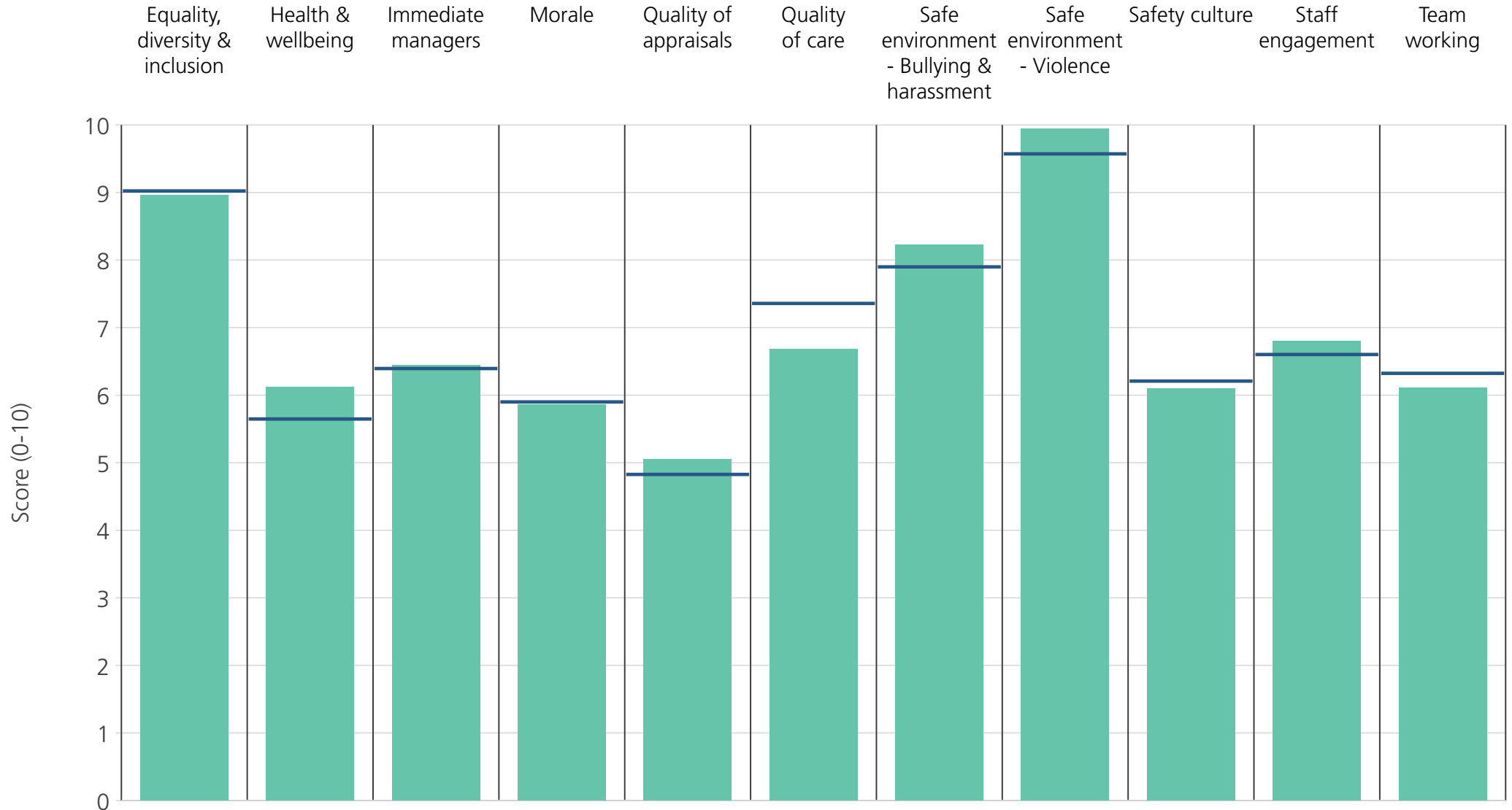
<b>Directorate</b>	9.3	5.6	6.8	6.1	5.4	7.7	7.9	9.7	6.6	6.9	7.1
<b>Your org</b>	9.0	5.6	6.4	5.9	4.8	7.4	7.9	9.6	6.2	6.6	6.3
<b>Responses</b>	330	334	333	329	305	320	329	330	331	336	331



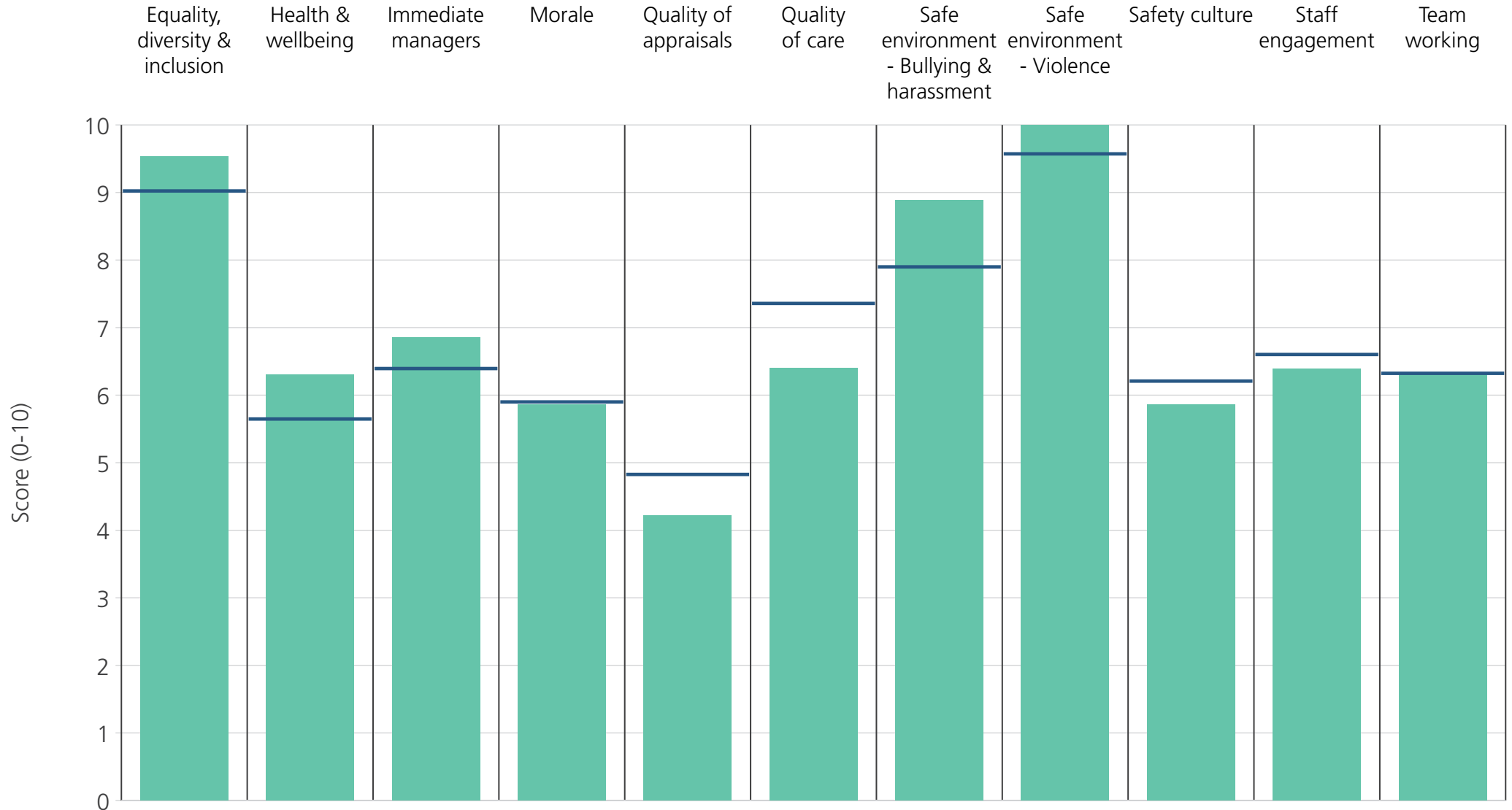
<b>Directorate</b>	8.9	5.7	6.9	5.9	5.1	7.4	7.8	9.9	6.5	6.4	6.4
<b>Your org</b>	9.0	5.6	6.4	5.9	4.8	7.4	7.9	9.6	6.2	6.6	6.3
<b>Responses</b>	65	65	64	65	53	27	64	64	64	65	64



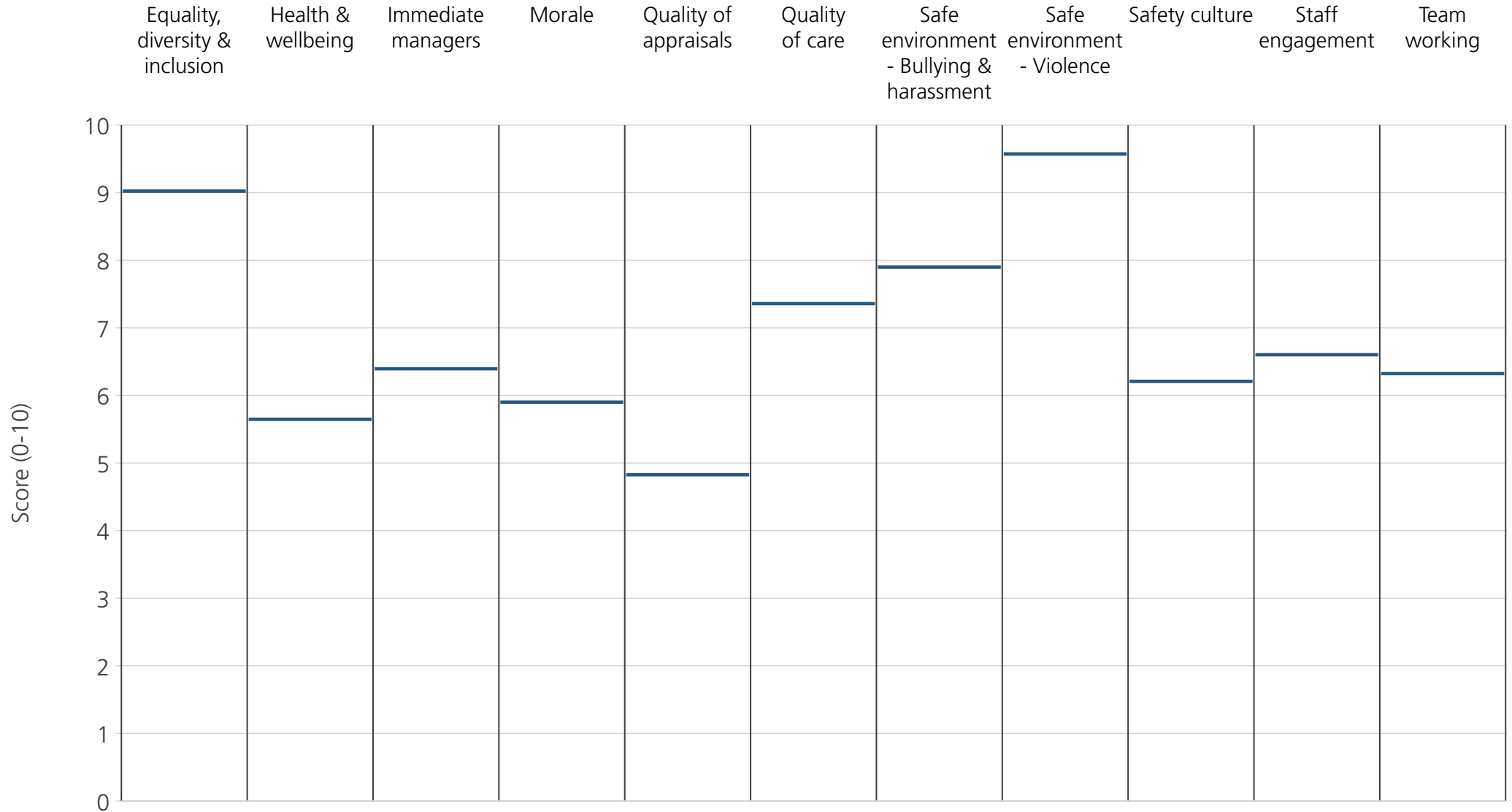
<b>Directorate</b>	9.2	6.1	6.5	6.4	5.1	7.2	8.0	9.9	6.2	6.8	6.8
<b>Your org</b>	9.0	5.6	6.4	5.9	4.8	7.4	7.9	9.6	6.2	6.6	6.3
<b>Responses</b>	67	67	67	66	64	52	67	67	66	67	65



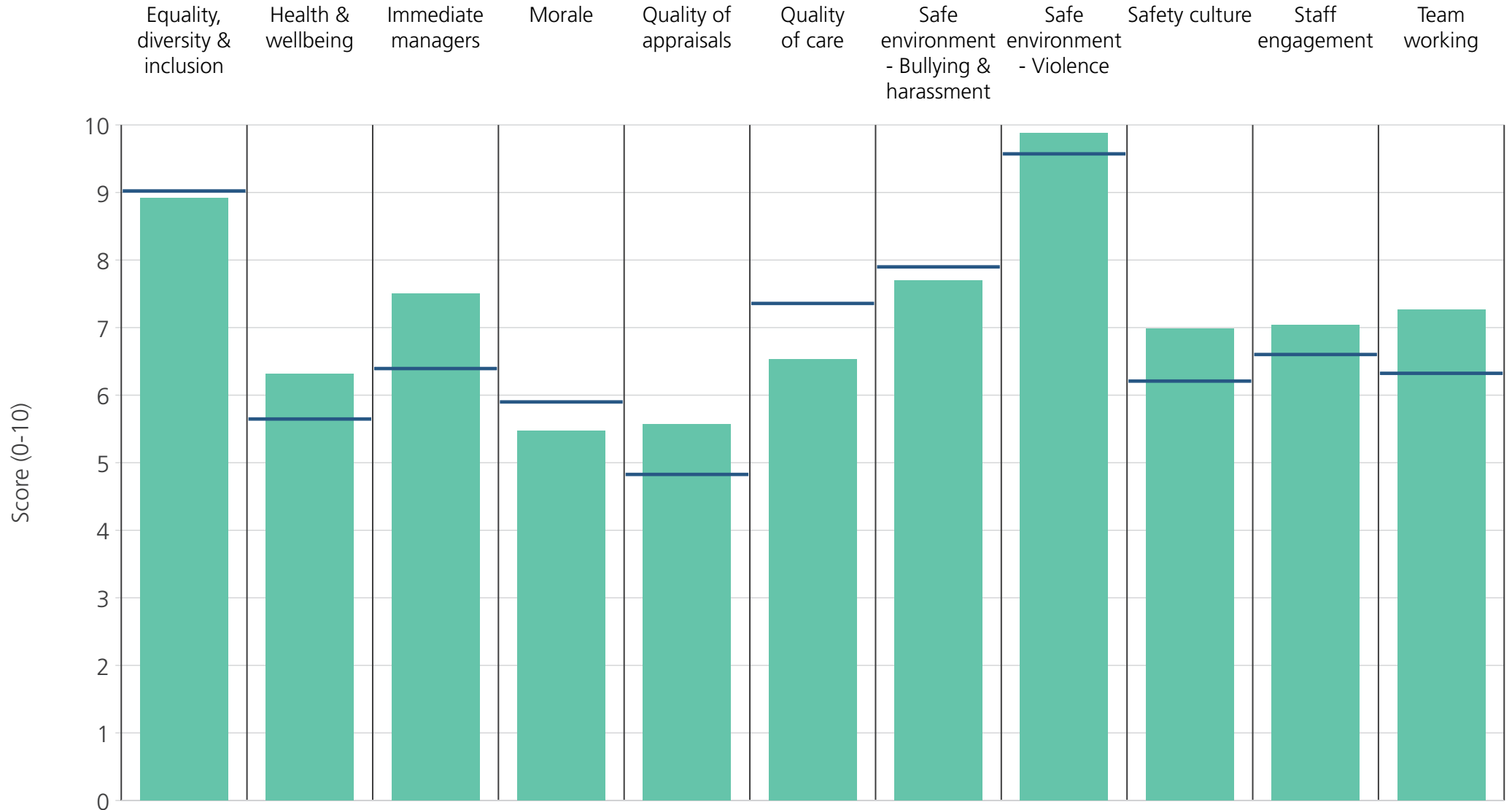
<b>Directorate</b>	9.0	6.1	6.4	5.9	5.1	6.7	8.2	9.9	6.1	6.8	6.1
<b>Your org</b>	9.0	5.6	6.4	5.9	4.8	7.4	7.9	9.6	6.2	6.6	6.3
<b>Responses</b>	81	81	81	81	72	33	81	81	81	81	78



<b>Directorate</b>	9.5	6.3	6.9	5.9	4.2	6.4	8.9	10.0	5.9	6.4	6.3
<b>Your org</b>	9.0	5.6	6.4	5.9	4.8	7.4	7.9	9.6	6.2	6.6	6.3
<b>Responses</b>	80	80	80	79	67	27	78	80	79	82	81

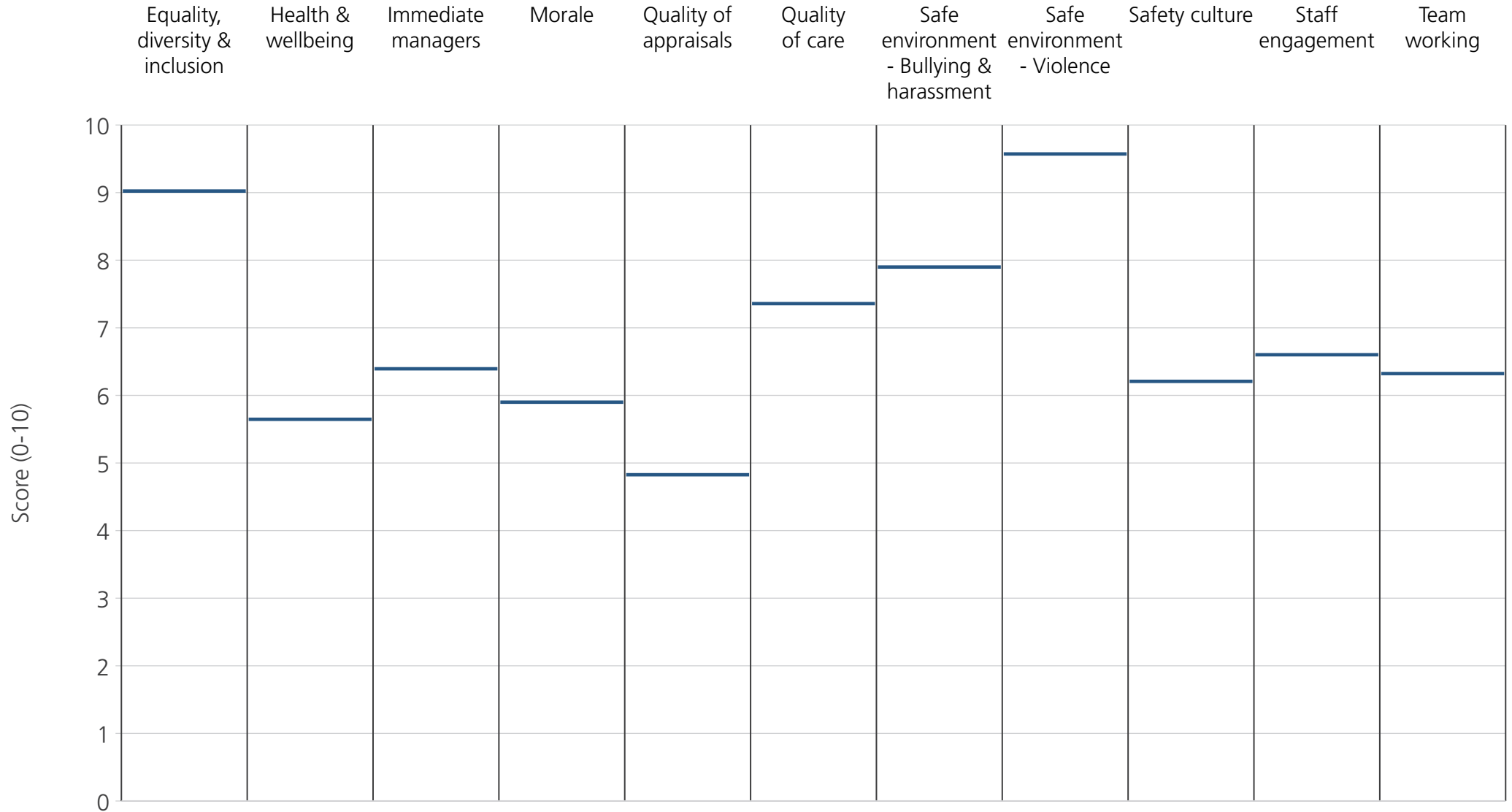


Directorate											
Your org	9.0	5.6	6.4	5.9	4.8	7.4	7.9	9.6	6.2	6.6	6.3
Responses	8	8	8	8	5	7	8	8	8	8	8



<b>Directorate</b>	8.9	6.3	7.5	5.5	5.6	6.5	7.7	9.9	7.0	7.0	7.3
<b>Your org</b>	9.0	5.6	6.4	5.9	4.8	7.4	7.9	9.6	6.2	6.6	6.3
<b>Responses</b>	27	27	27	25	24	12	26	27	26	27	27

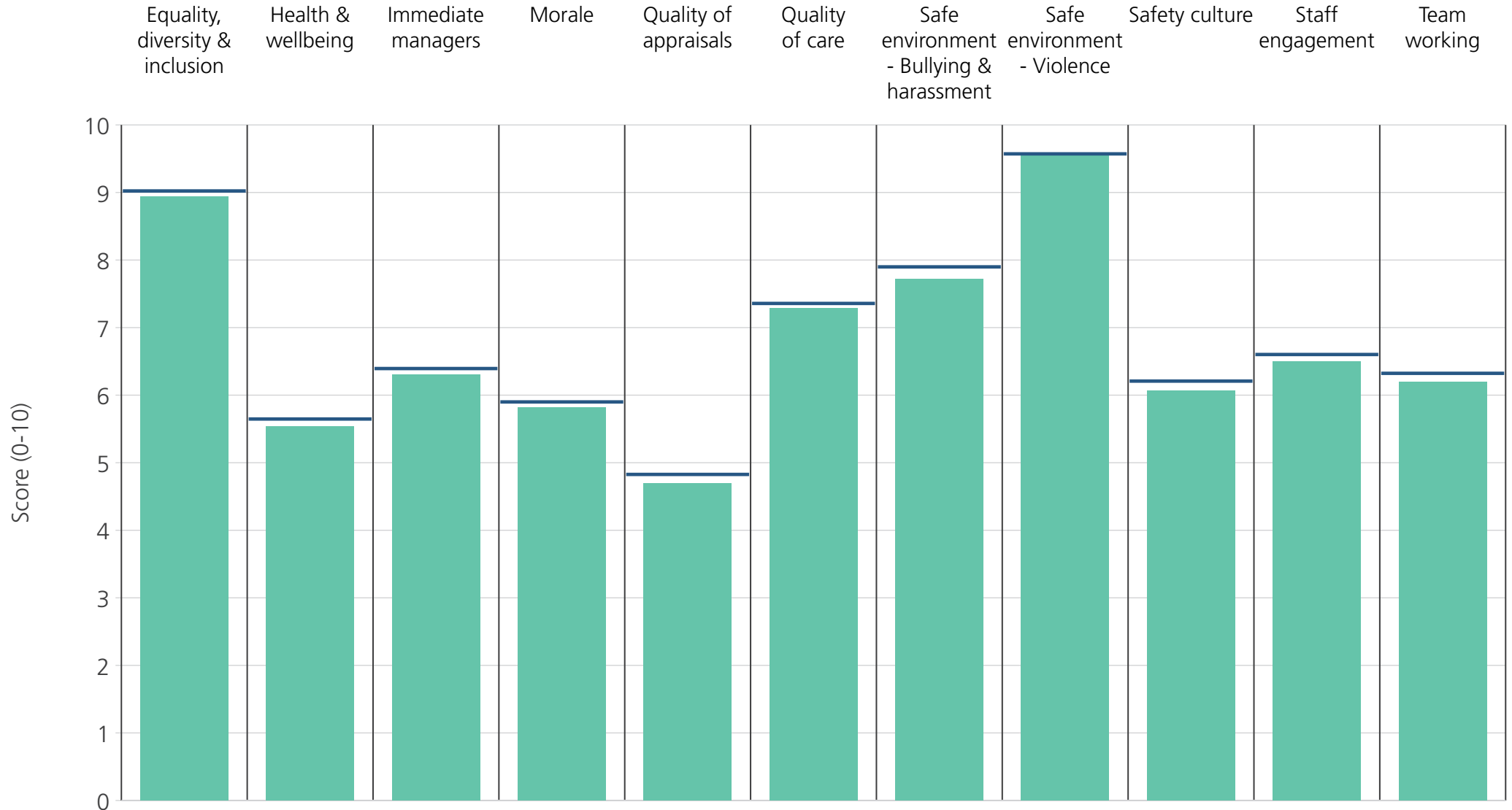




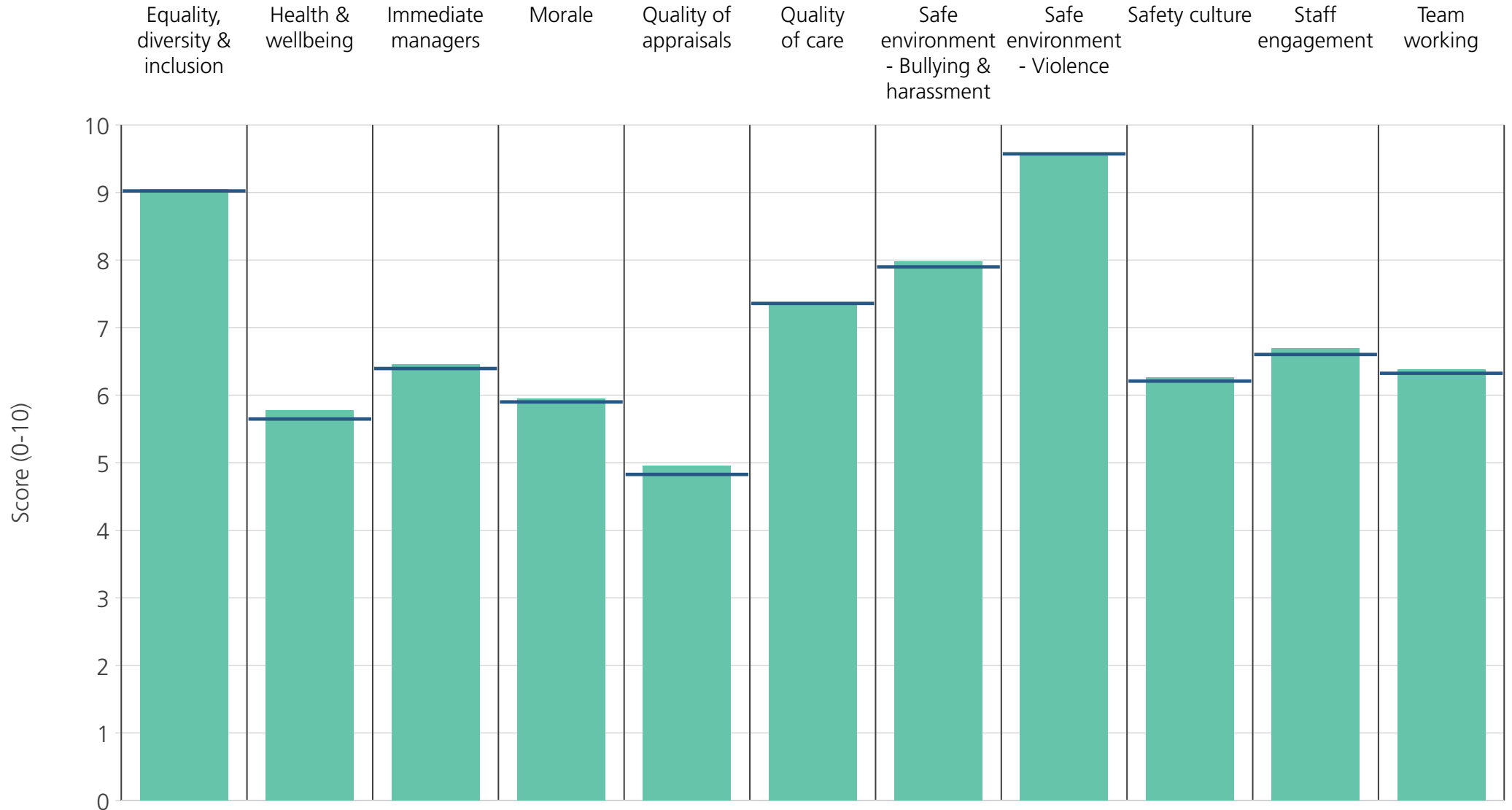
Directorate	9.0	5.6	6.4	5.9	4.8	7.4	7.9	9.6	6.2	6.6	6.3
Your org	9.0	5.6	6.4	5.9	4.8	7.4	7.9	9.6	6.2	6.6	6.3
Responses	9	9	9	9	9	3	9	9	9	9	9

# Directorates 2

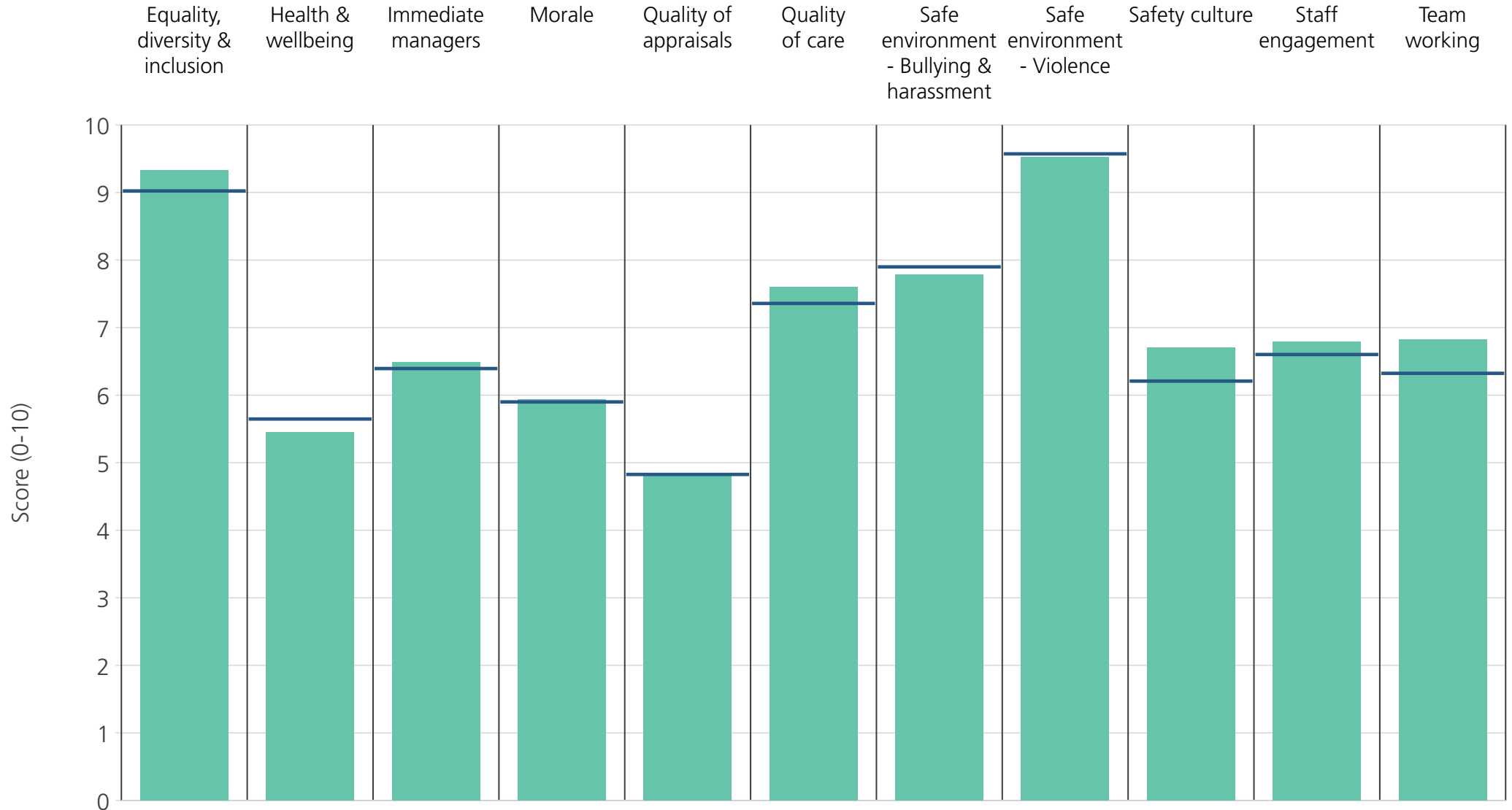
Northern Lincolnshire and Goole NHS Foundation Trust  
2019 NHS Staff Survey Results



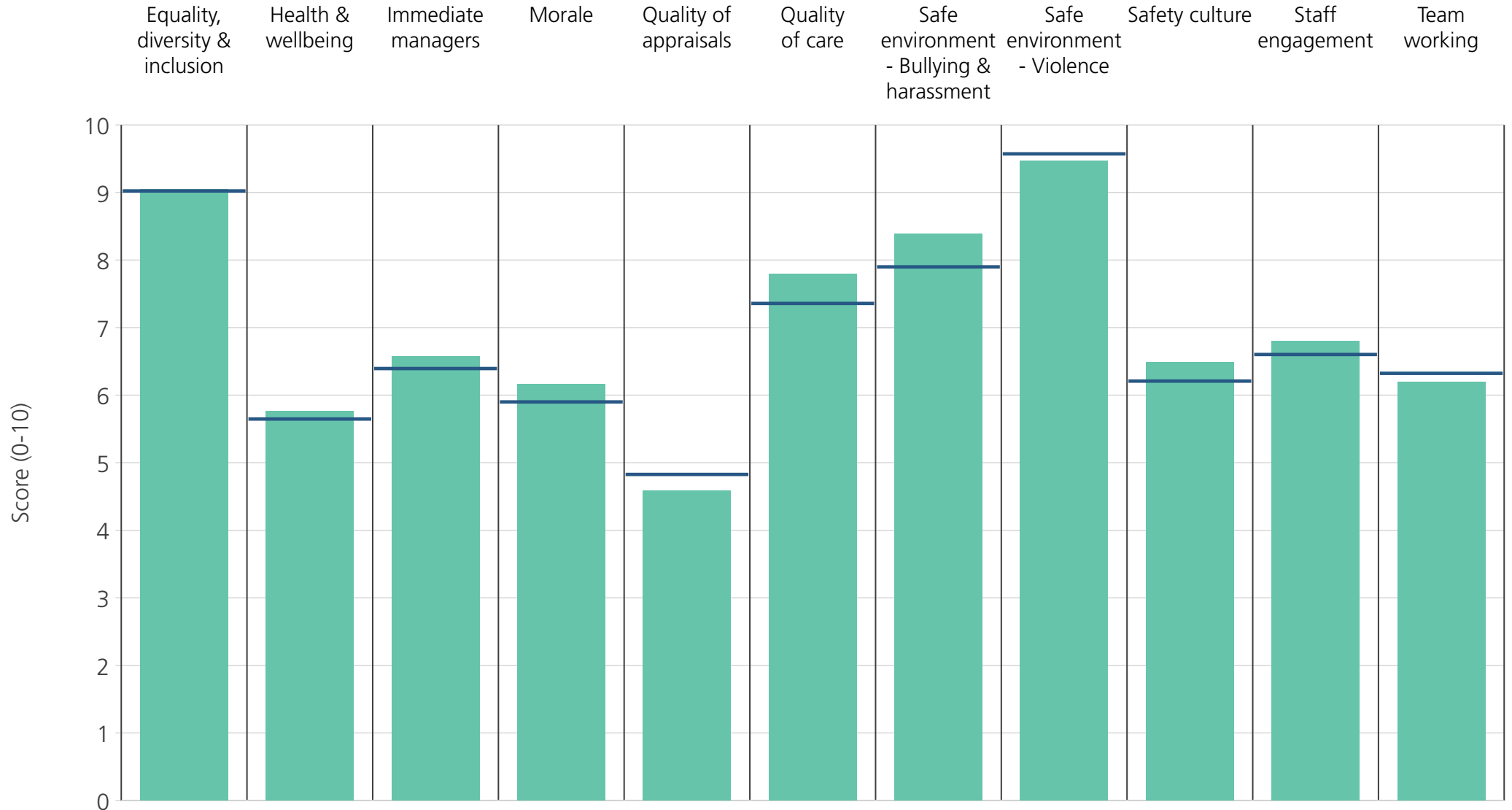
<b>Directorate</b>	8.9	5.5	6.3	5.8	4.7	7.3	7.7	9.6	6.1	6.5	6.2
<b>Your org</b>	9.0	5.6	6.4	5.9	4.8	7.4	7.9	9.6	6.2	6.6	6.3
<b>Responses</b>	1169	1177	1178	1158	988	944	1165	1166	1167	1189	1165



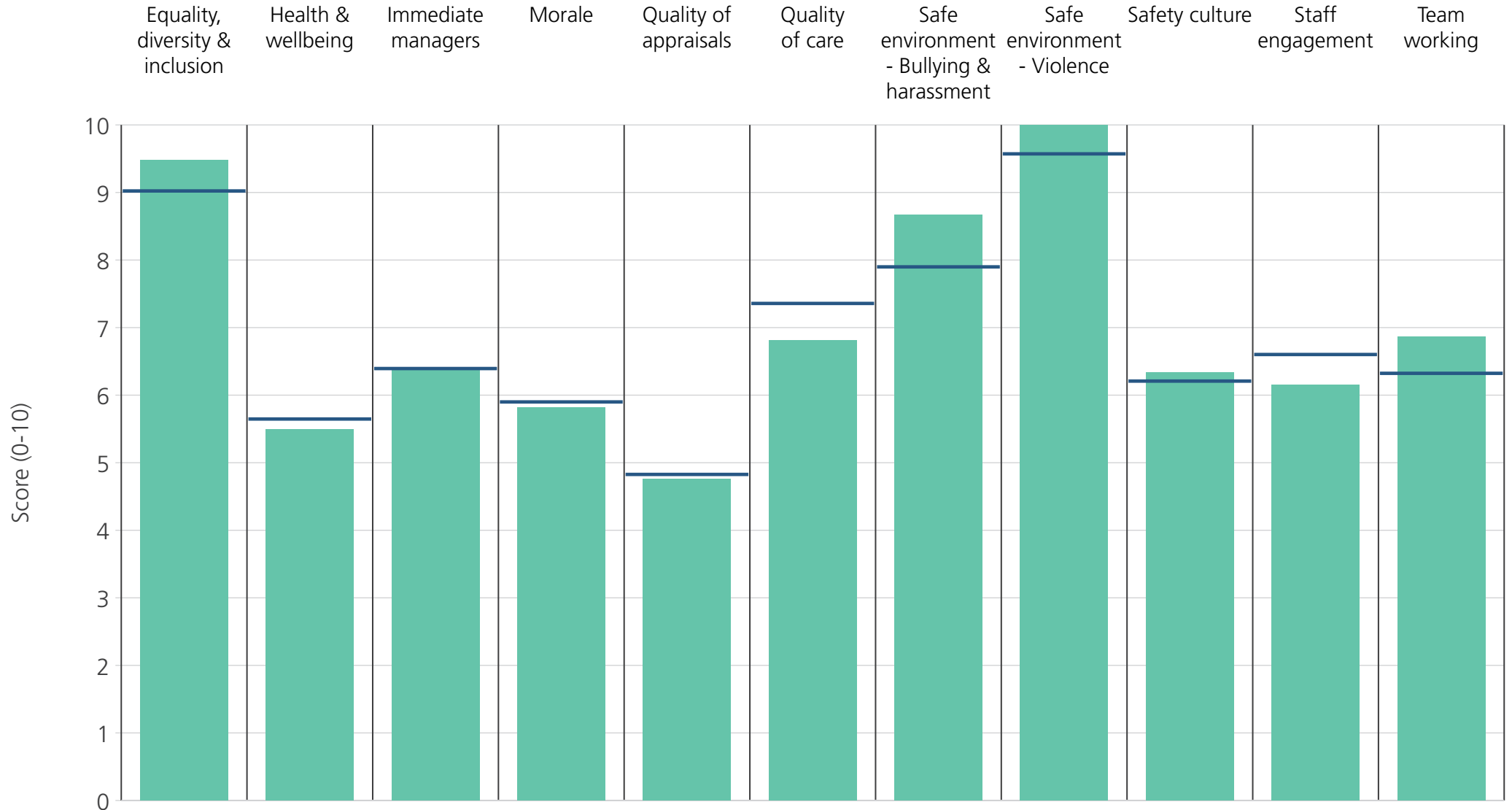
<b>Directorate</b>	9.0	5.8	6.5	5.9	5.0	7.4	8.0	9.5	6.3	6.7	6.4
<b>Your org</b>	9.0	5.6	6.4	5.9	4.8	7.4	7.9	9.6	6.2	6.6	6.3
<b>Responses</b>	1062	1063	1066	1044	871	863	1052	1058	1047	1069	1058



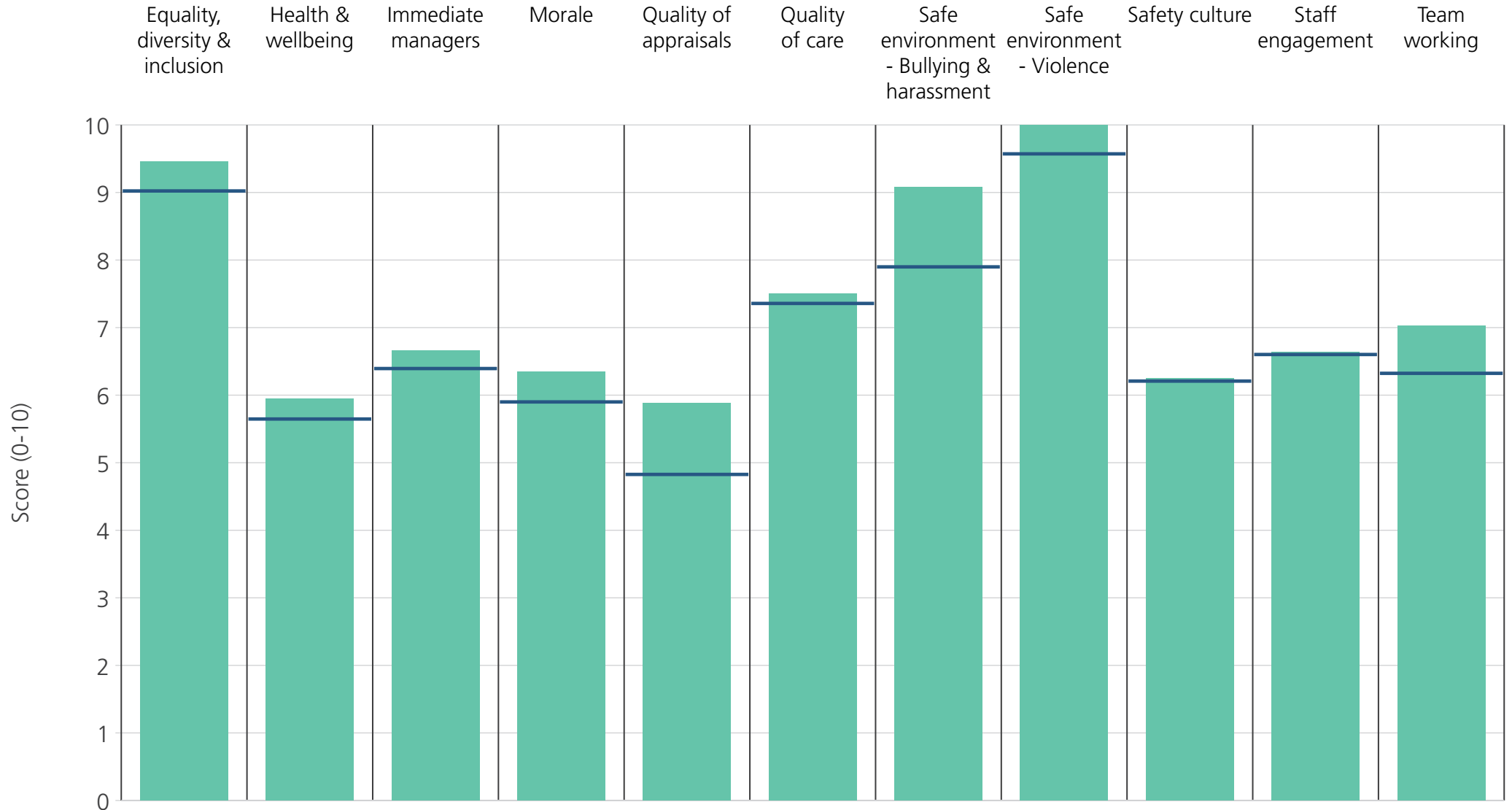
<b>Directorate</b>	9.3	5.4	6.5	5.9	4.8	7.6	7.8	9.5	6.7	6.8	6.8
<b>Your org</b>	9.0	5.6	6.4	5.9	4.8	7.4	7.9	9.6	6.2	6.6	6.3
<b>Responses</b>	106	108	107	107	94	99	107	107	107	108	105



<b>Directorate</b>	9.0	5.8	6.6	6.2	4.6	7.8	8.4	9.5	6.5	6.8	6.2
<b>Your org</b>	9.0	5.6	6.4	5.9	4.8	7.4	7.9	9.6	6.2	6.6	6.3
<b>Responses</b>	94	95	95	94	75	82	93	94	95	95	93

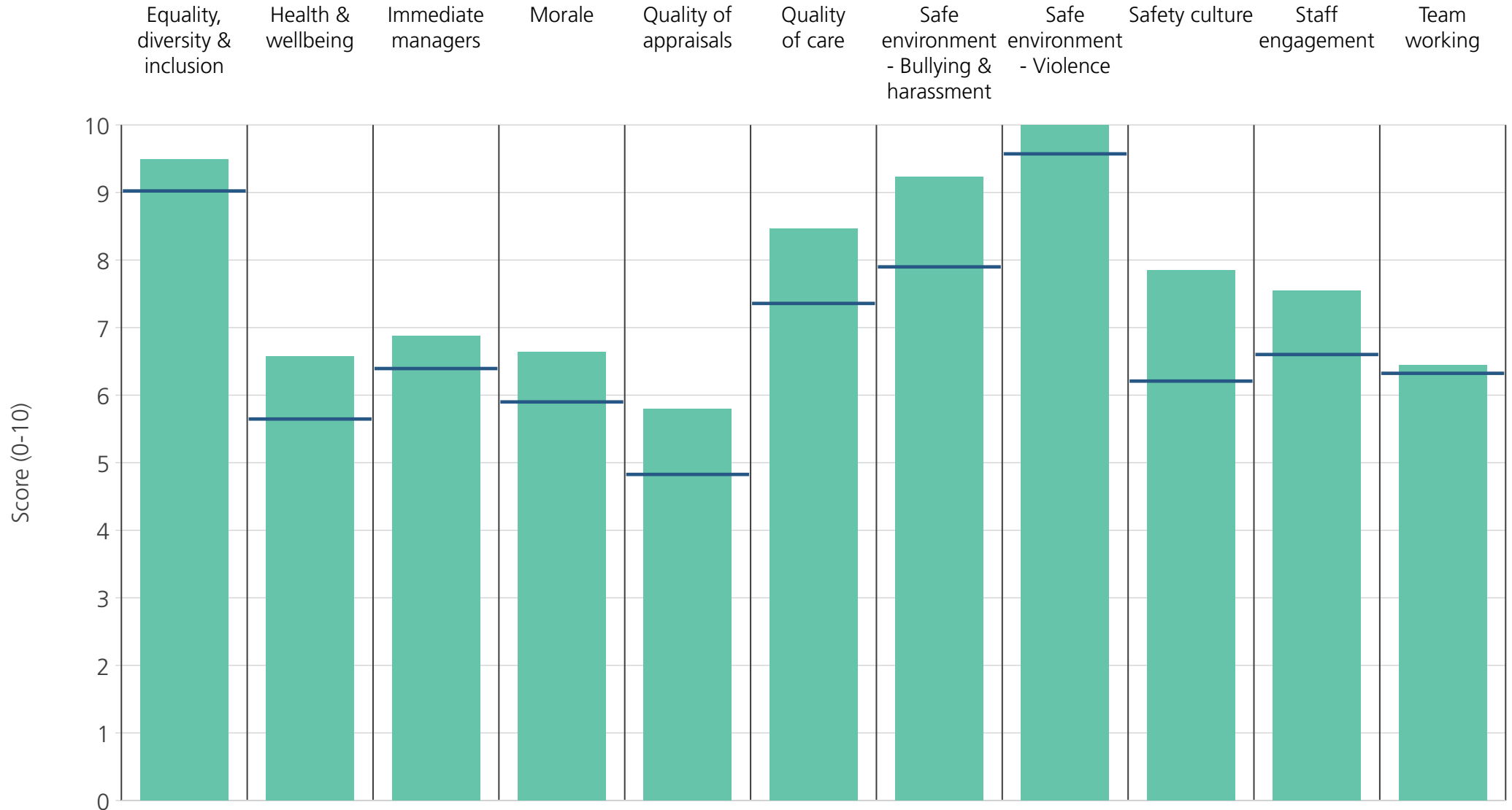


<b>Directorate</b>	9.5	5.5	6.4	5.8	4.8	6.8	8.7	10.0	6.3	6.2	6.9
<b>Your org</b>	9.0	5.6	6.4	5.9	4.8	7.4	7.9	9.6	6.2	6.6	6.3
<b>Responses</b>	51	51	50	49	46	34	50	51	51	52	51



<b>Directorate</b>	9.5	5.9	6.7	6.3	5.9	7.5	9.1	10.0	6.3	6.6	7.0
<b>Your org</b>	9.0	5.6	6.4	5.9	4.8	7.4	7.9	9.6	6.2	6.6	6.3
<b>Responses</b>	29	29	29	28	27	28	29	29	29	29	29





<b>Directorate</b>	9.5	6.6	6.9	6.6	5.8	8.5	9.2	10.0	7.9	7.5	6.4
<b>Your org</b>	9.0	5.6	6.4	5.9	4.8	7.4	7.9	9.6	6.2	6.6	6.3
<b>Responses</b>	13	13	13	13	12	13	13	13	13	13	13