

# Tameside and Glossop Integrated Care NHS Foundation Trust

2019 NHS Staff Survey

**Directorate Report**

**Contents**

Introduction . . . . .	3	General Medicine 2 . . . . .	26
Themes – Directorates 1 . . . . .	4	Womens Services . . . . .	27
Surgery . . . . .	5	Radiology/ Radiography Services . . . . .	28
Medicine & Urgent Care . . . . .	6	Orthopaedic Surgery & Support . . . . .	29
Intermediate Tier Services . . . . .	7	General Medicine Services . . . . .	30
Womens & Childrens Services . . . . .	8	Performance & Business Dev . . . . .	31
Estates and Facilities . . . . .	9	Pathology Services . . . . .	32
Clinical Support Services . . . . .	10	Pharmacy Services . . . . .	33
Corp - Service Planning & Performance Dir . . . . .	11	Information Services . . . . .	34
Corp - Human Resources , Learning & OD Directorate . . . . .	12	Corp Nurses & Supp . . . . .	35
Corp - Nursing Directorate . . . . .	13	Finance . . . . .	36
Corp - Finance Directorate . . . . .	14	Tameside Hosp NHS Foundation Trust Board & Supp . . . . .	37
Corp - Transformation . . . . .	15	Specialist Surgery (incl Dental and Audiology) & Support . . . . .	38
Corp - Tameside Hosp NHS Foundation Trust Board & Supp . . . . .	16	Clinical Assurance & Governance . . . . .	39
Themes – Directorates 2 . . . . .	17	Learning & Operational Development . . . . .	40
General Surgery & support . . . . .	18	Other . . . . .	41
Childrens Services . . . . .	19		
Adult Services . . . . .	20		
Facilities . . . . .	21		
Accident & Emergency (incl AMU) Services . . . . .	22		
General Medicine 1 . . . . .	23		
Anaesthetics Medical, Theatres & Support . . . . .	24		
Integrated Therapies . . . . .	25		

This directorate report for Tameside and Glossop Integrated Care NHS Foundation Trust contains results by directorate for themes from the 2019 NHS Staff Survey. These results are compared to the unweighted average for your organisation.

**Please note:** It is possible that there are differences between the 'Your org' scores reported in this directorate report and those in the benchmark report. This is because the results in the benchmark report are weighted to allow for fair comparisons between organisations of a similar type. However, in this report comparisons are made within your organisation so the unweighted organisation result is a more appropriate point of comparison.

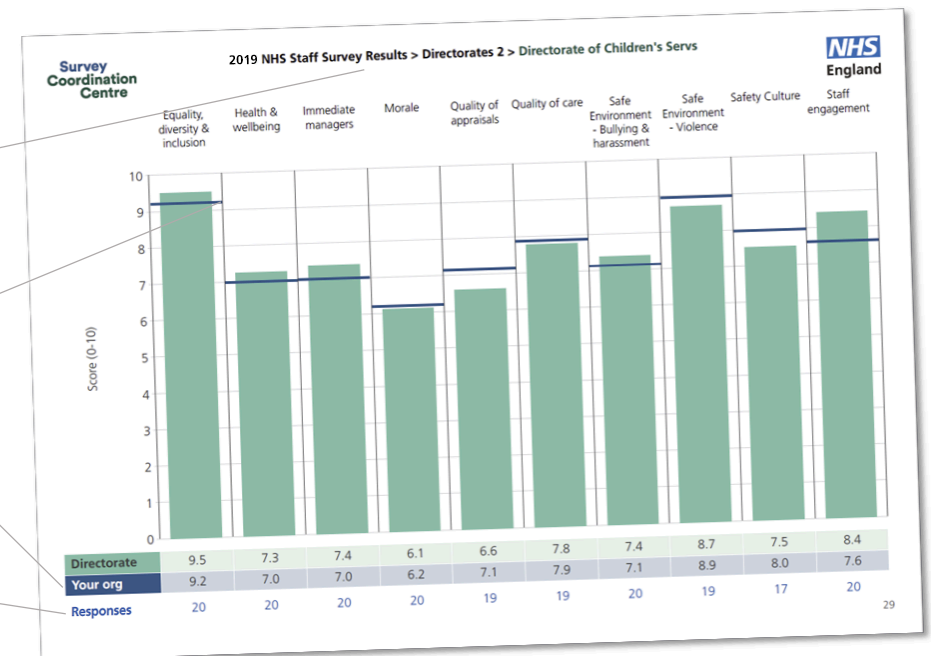
The directorate breakdowns used in this report were provided and defined by Tameside and Glossop Integrated Care NHS Foundation Trust. Details of how the theme scores were calculated are included in the Technical Document, available to download from our [results website](#).

## Key features

Breakdown type and **directorate name** are specified in the header. Black text in the header is hyperlinked: clicking on '2019 NHS Staff Survey Results' navigates back to the contents page.

Directorate results are presented in the context of the (unweighted) **organisation average ('Your org')**, so it is easy to tell if a directorate is performing better or worse than the organisation average. For all themes, a higher score is a better result than a lower score.

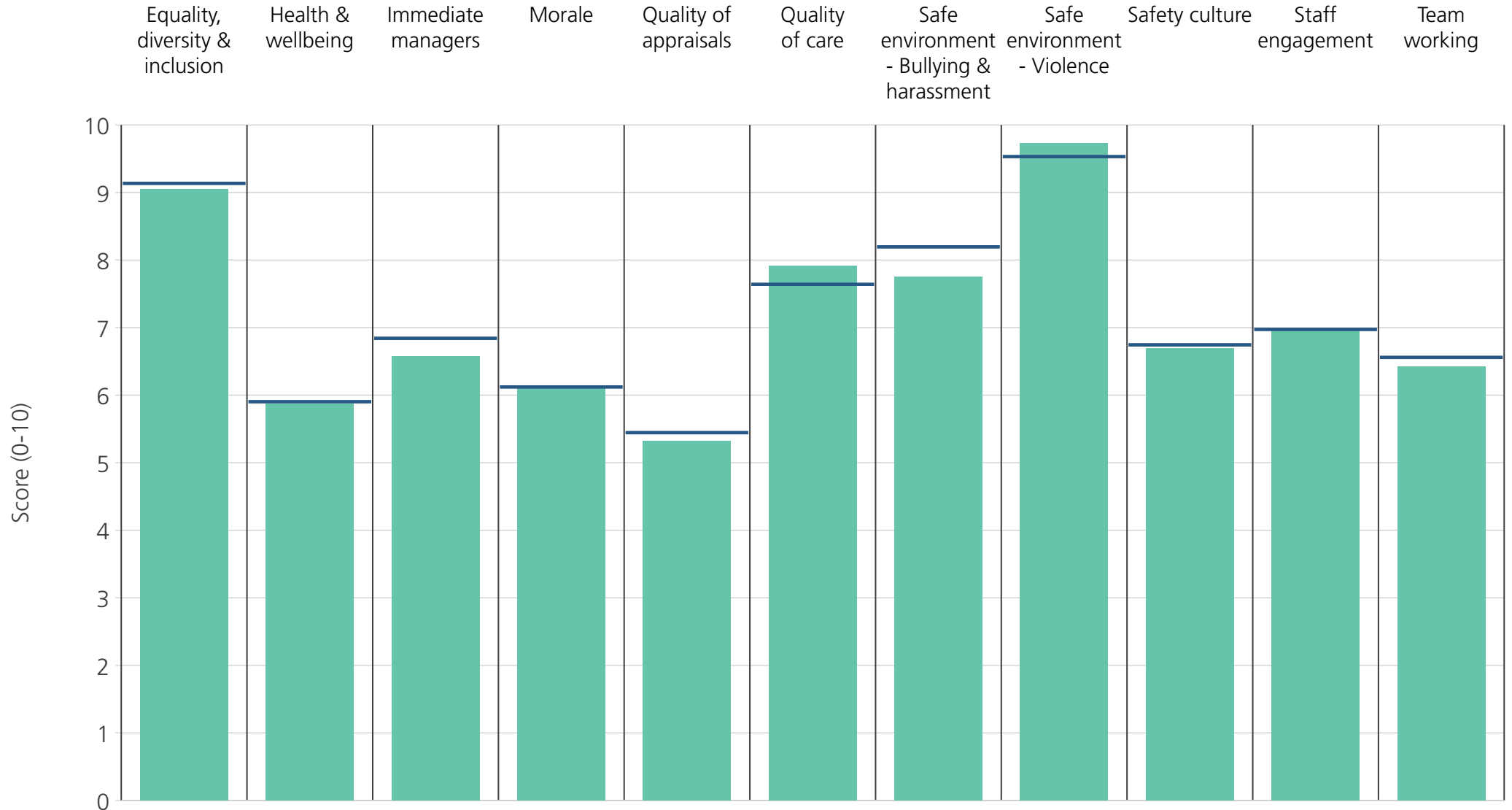
The **number of responses** feeding into each theme score **for the given directorate** is specified below the table containing the directorate and trust scores.



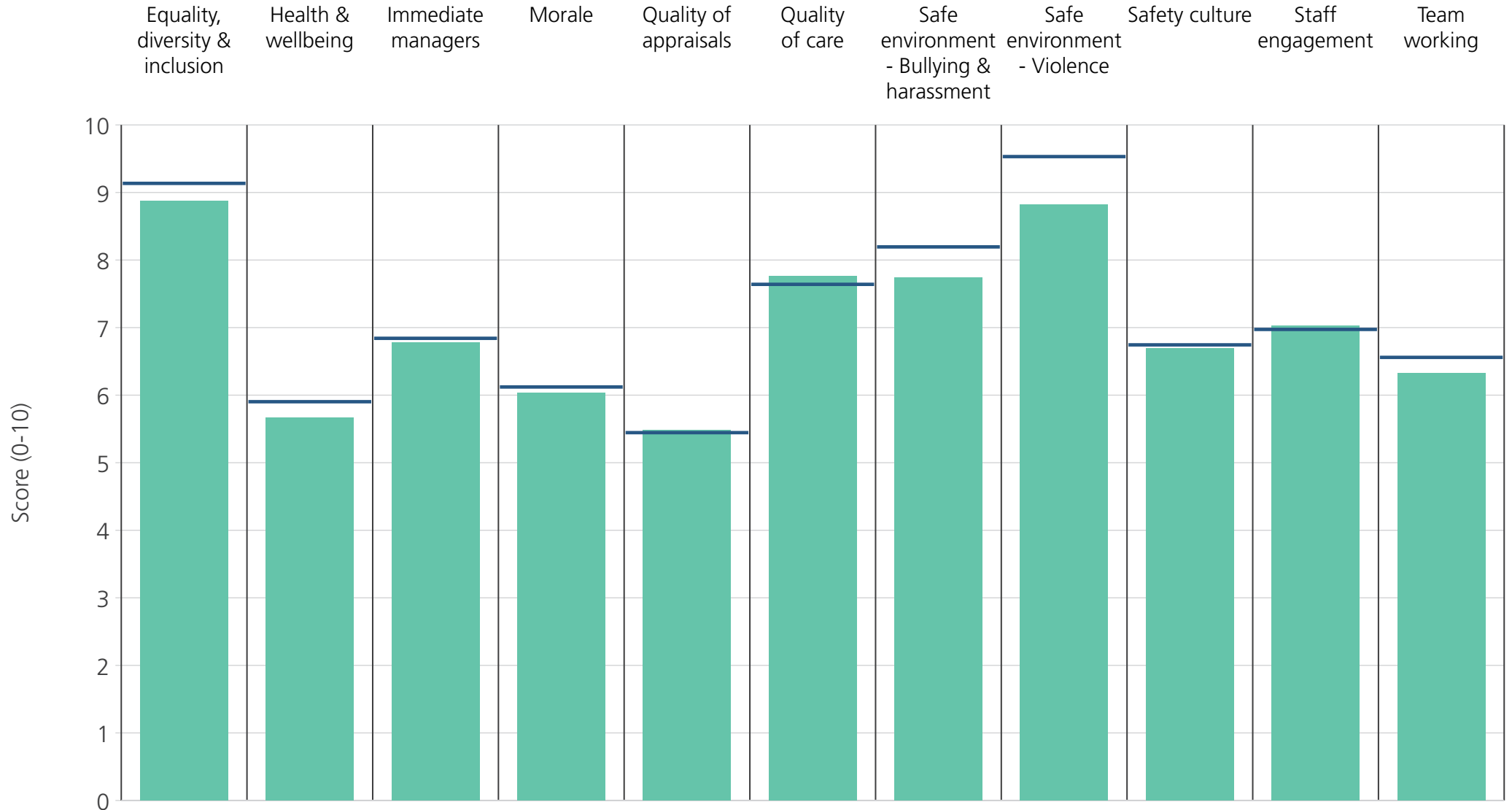
**! Note:** when there are less than 11 responses in a group, results are suppressed to protect staff confidentiality

# Directorates 1

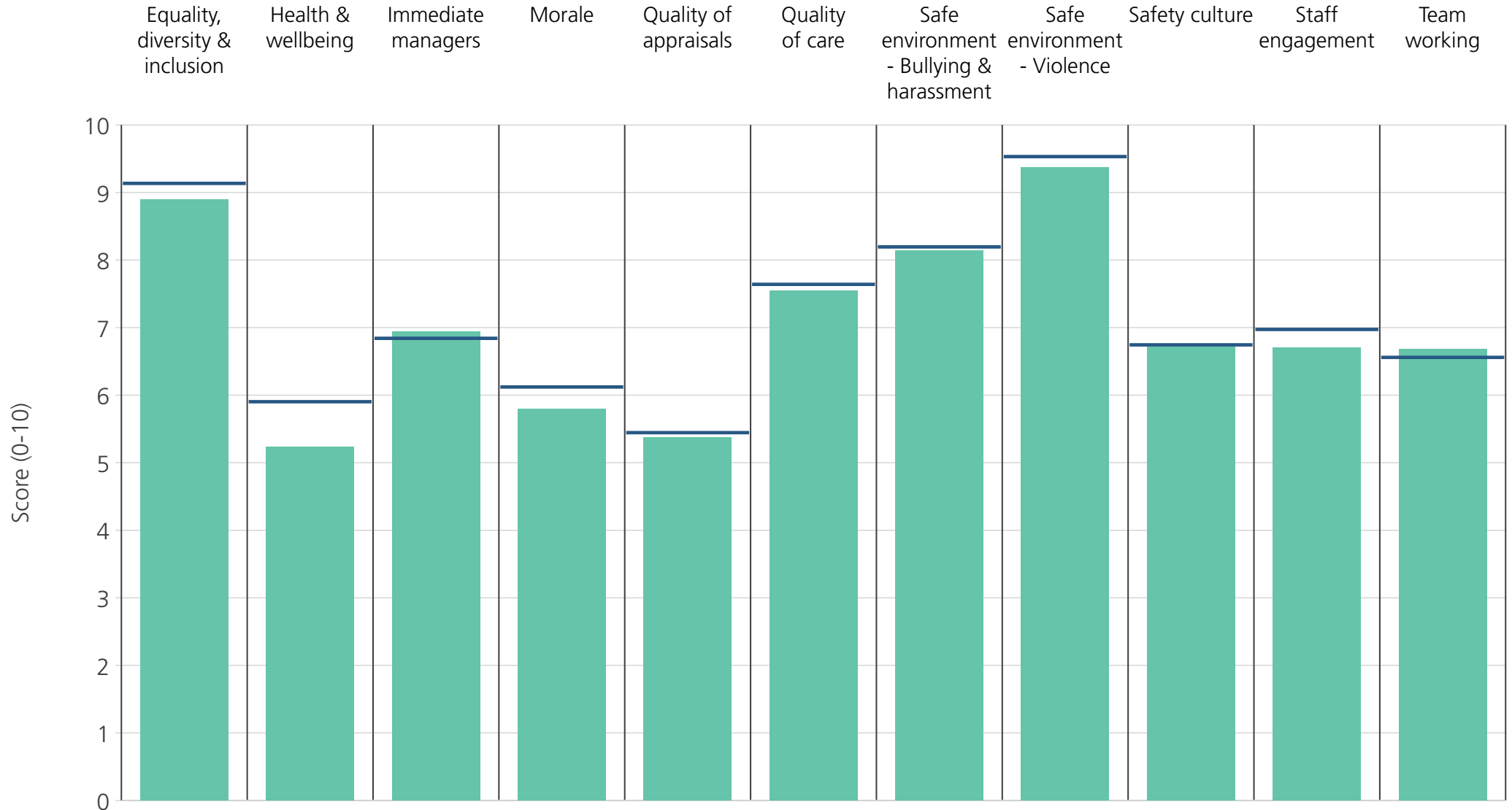
Tameside and Glossop Integrated Care NHS Foundation Trust  
2019 NHS Staff Survey Results



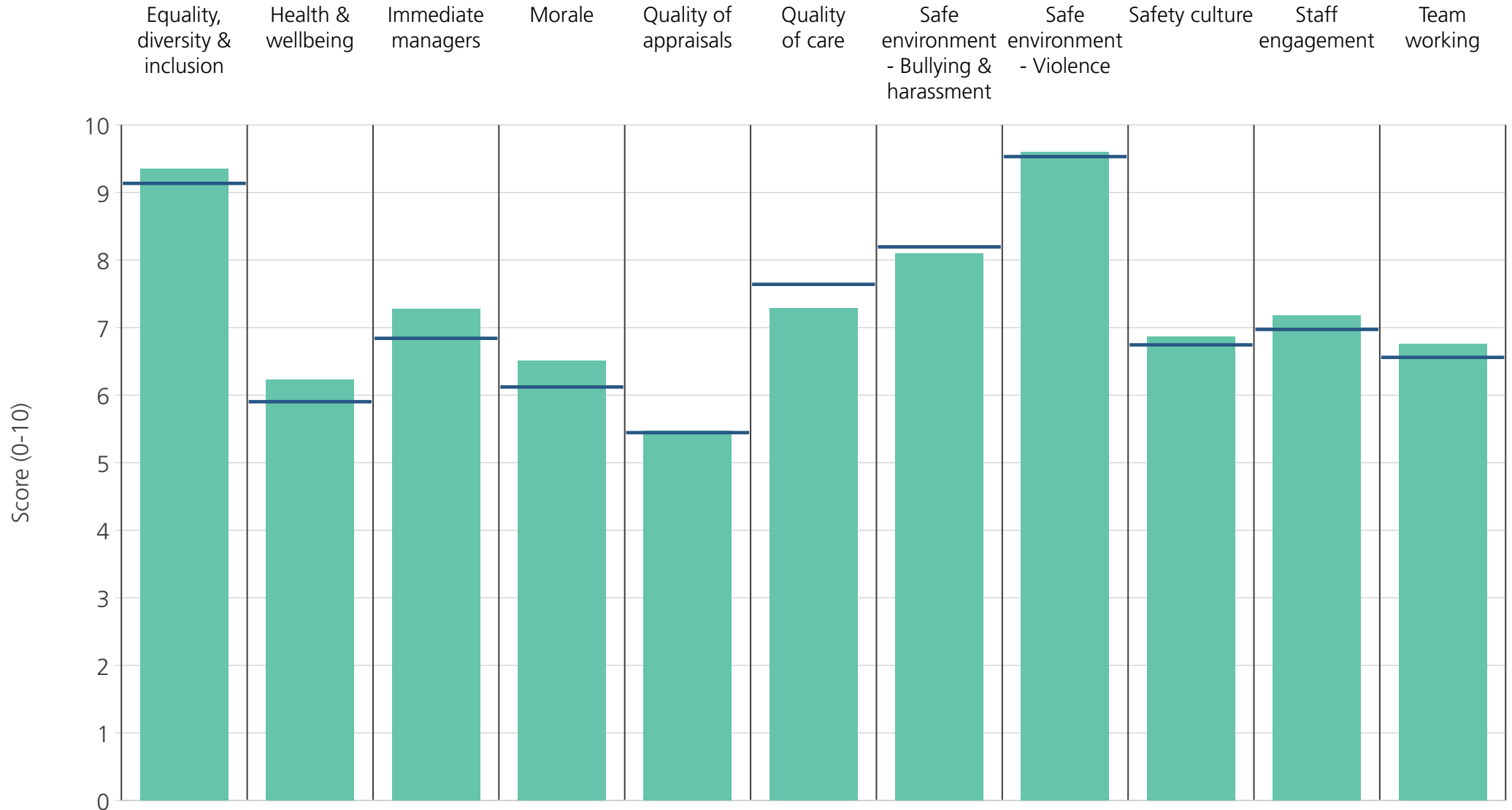
<b>Directorate</b>	9.0	5.9	6.6	6.1	5.3	7.9	7.7	9.7	6.7	7.0	6.4
<b>Your org</b>	9.1	5.9	6.8	6.1	5.4	7.6	8.2	9.5	6.7	7.0	6.6
<b>Responses</b>	351	354	355	344	321	331	353	352	350	358	354



<b>Directorate</b>	8.9	5.7	6.8	6.0	5.5	7.8	7.7	8.8	6.7	7.0	6.3
<b>Your org</b>	9.1	5.9	6.8	6.1	5.4	7.6	8.2	9.5	6.7	7.0	6.6
<b>Responses</b>	225	226	226	219	197	205	224	225	226	232	229

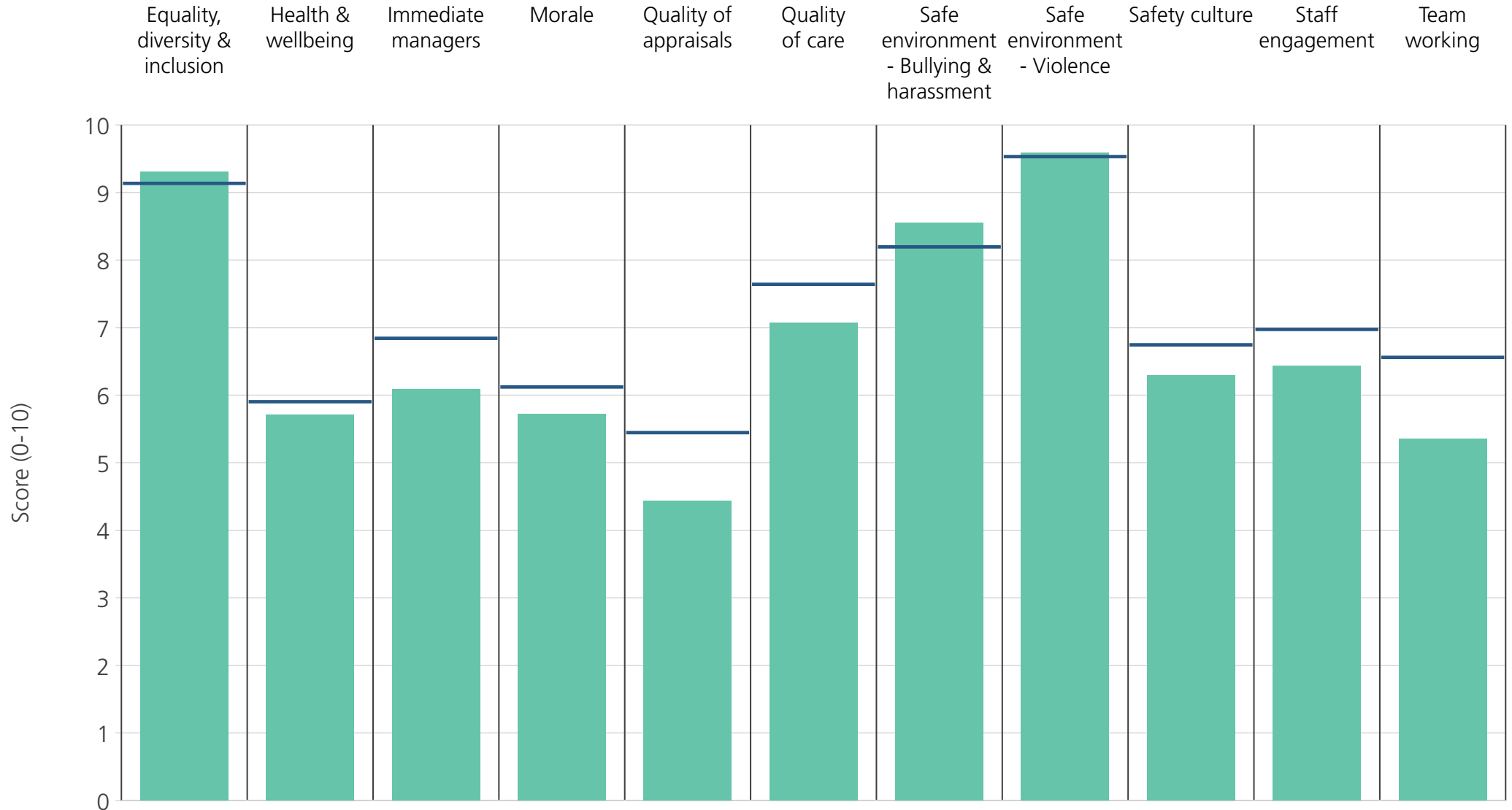


<b>Directorate</b>	8.9	5.2	6.9	5.8	5.4	7.5	8.1	9.4	6.7	6.7	6.7
<b>Your org</b>	9.1	5.9	6.8	6.1	5.4	7.6	8.2	9.5	6.7	7.0	6.6
<b>Responses</b>	237	240	238	232	222	229	235	237	234	239	238

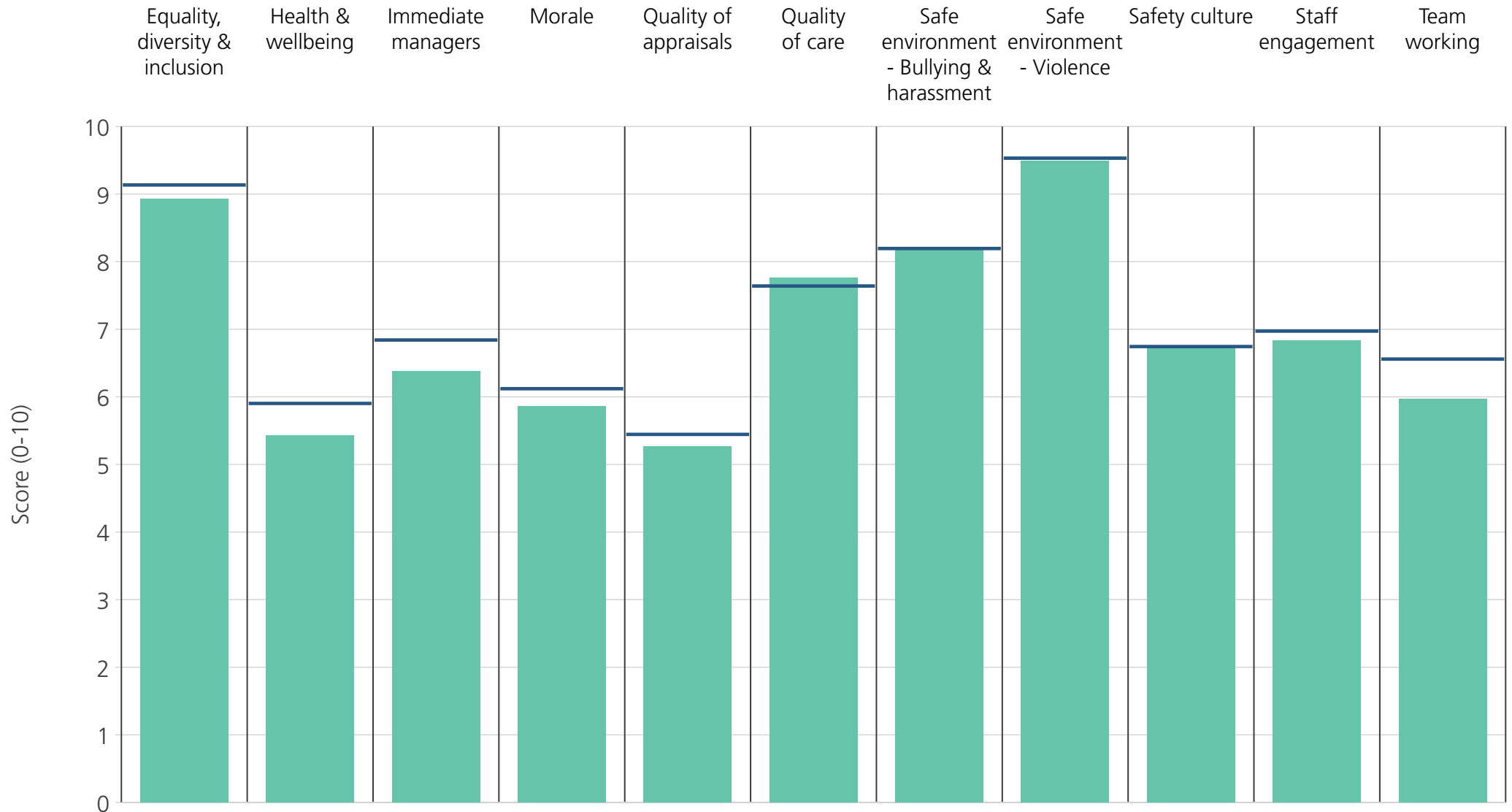


<b>Directorate</b>	9.3	6.2	7.3	6.5	5.5	7.3	8.1	9.6	6.9	7.2	6.8
<b>Your org</b>	9.1	5.9	6.8	6.1	5.4	7.6	8.2	9.5	6.7	7.0	6.6
<b>Responses</b>	223	223	223	219	211	213	222	222	222	226	219

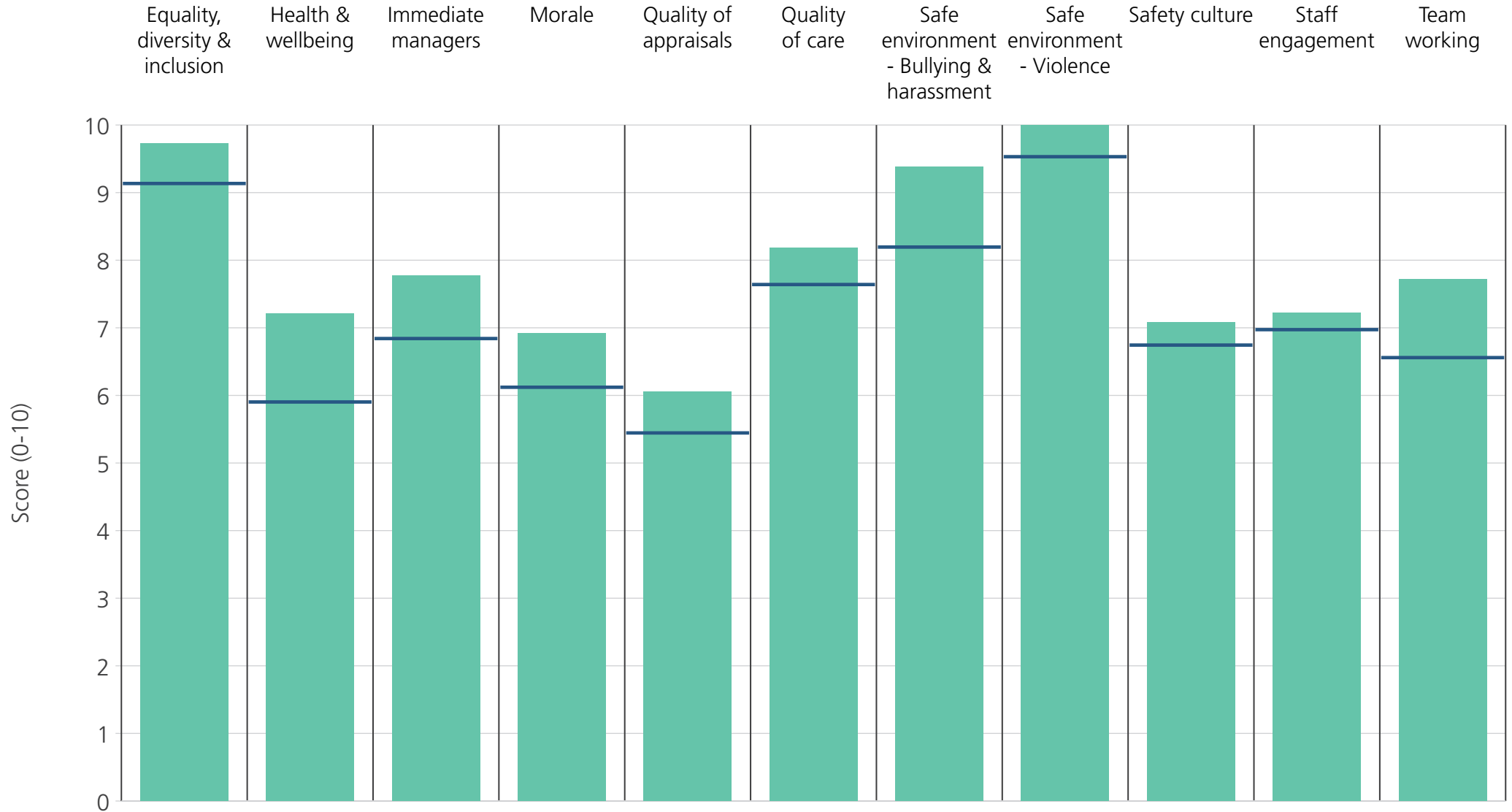




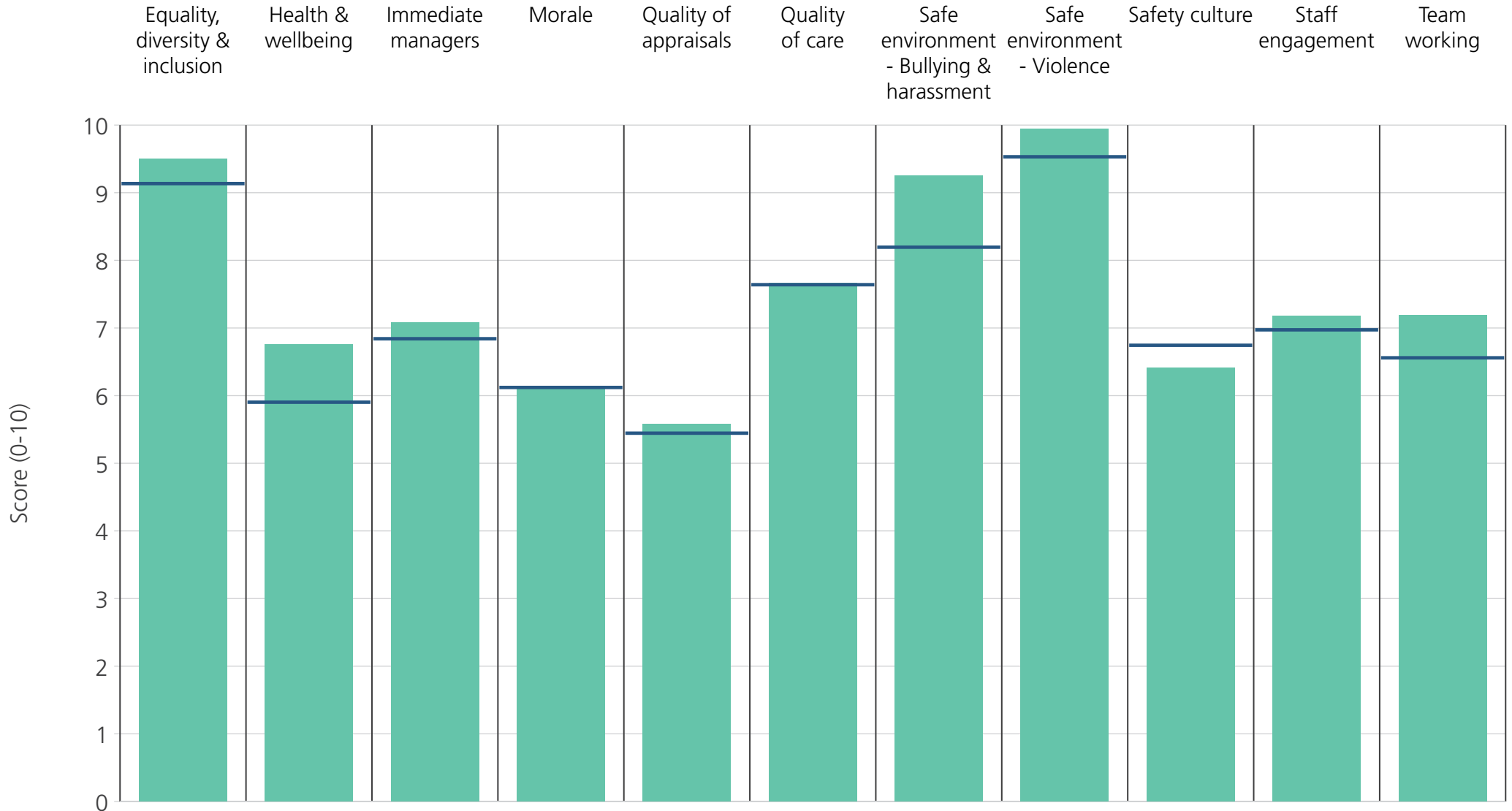
<b>Directorate</b>	9.3	5.7	6.1	5.7	4.4	7.1	8.5	9.6	6.3	6.4	5.3
<b>Your org</b>	9.1	5.9	6.8	6.1	5.4	7.6	8.2	9.5	6.7	7.0	6.6
<b>Responses</b>	129	131	132	131	117	87	126	130	132	132	126



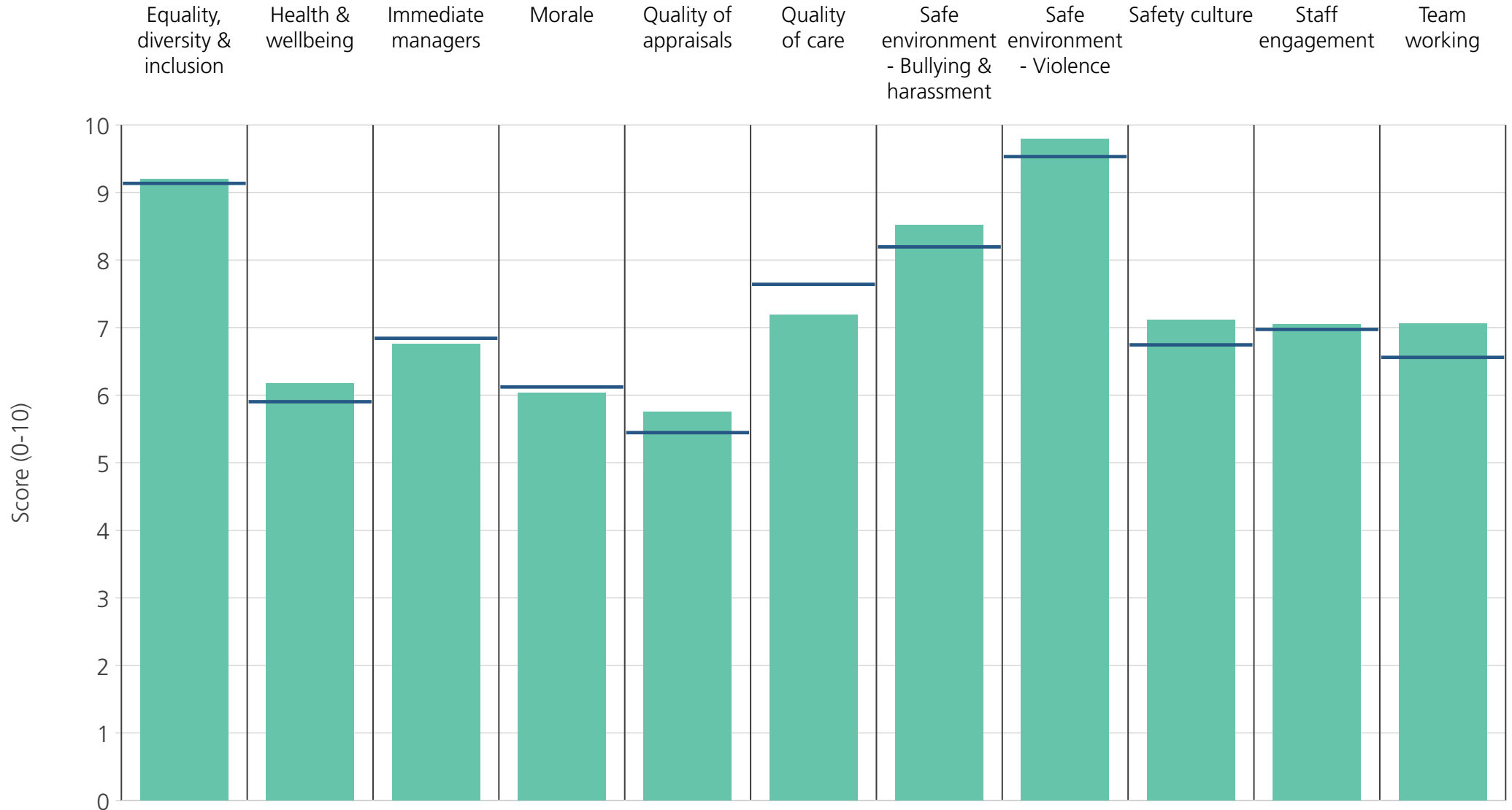
<b>Directorate</b>	8.9	5.4	6.4	5.9	5.3	7.8	8.2	9.5	6.8	6.8	6.0
<b>Your org</b>	9.1	5.9	6.8	6.1	5.4	7.6	8.2	9.5	6.7	7.0	6.6
<b>Responses</b>	124	125	124	124	107	121	124	124	124	128	128



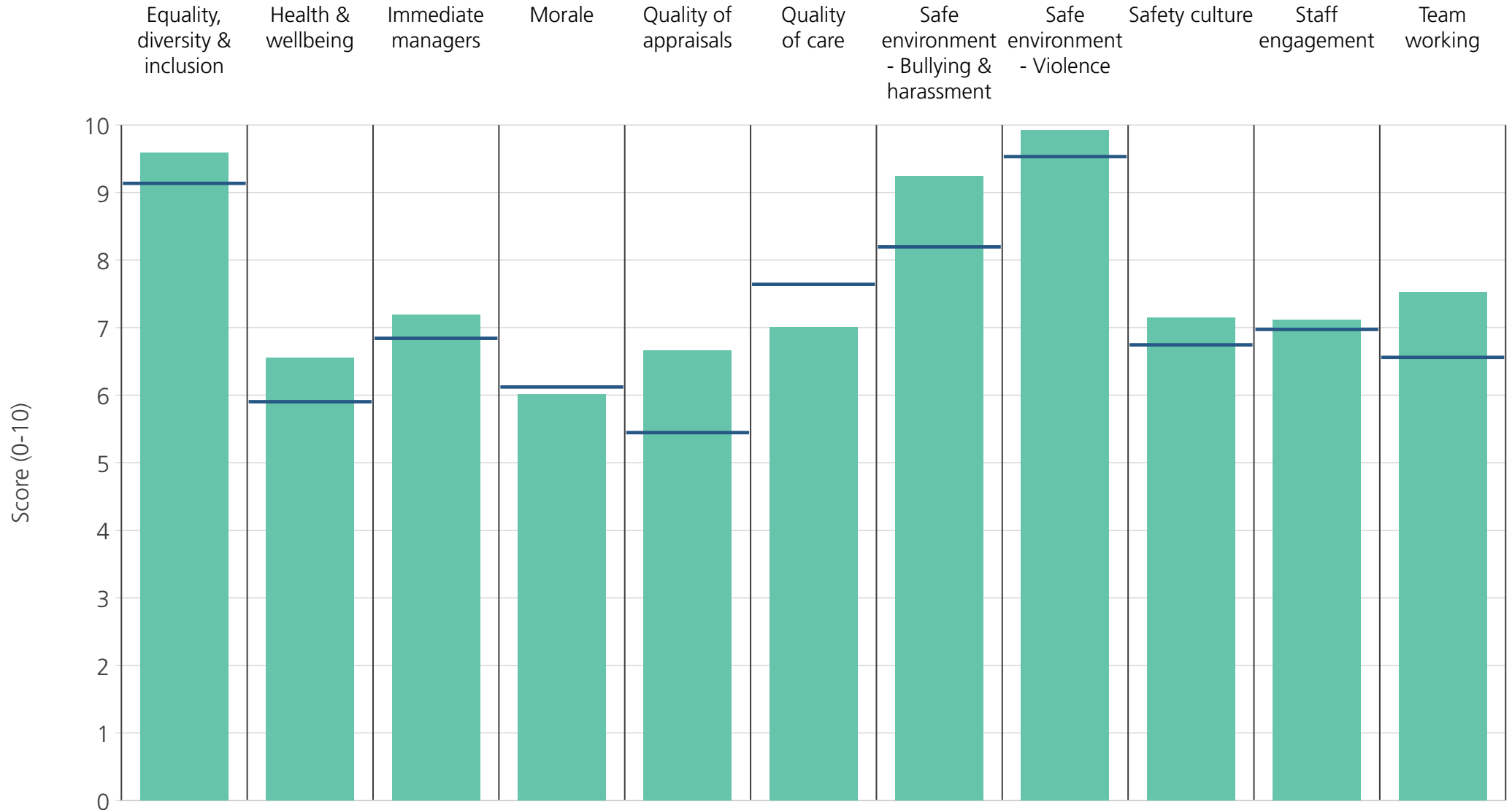
<b>Directorate</b>	9.7	7.2	7.8	6.9	6.1	8.2	9.4	10.0	7.1	7.2	7.7
<b>Your org</b>	9.1	5.9	6.8	6.1	5.4	7.6	8.2	9.5	6.7	7.0	6.6
<b>Responses</b>	75	76	76	74	70	36	75	75	73	76	74



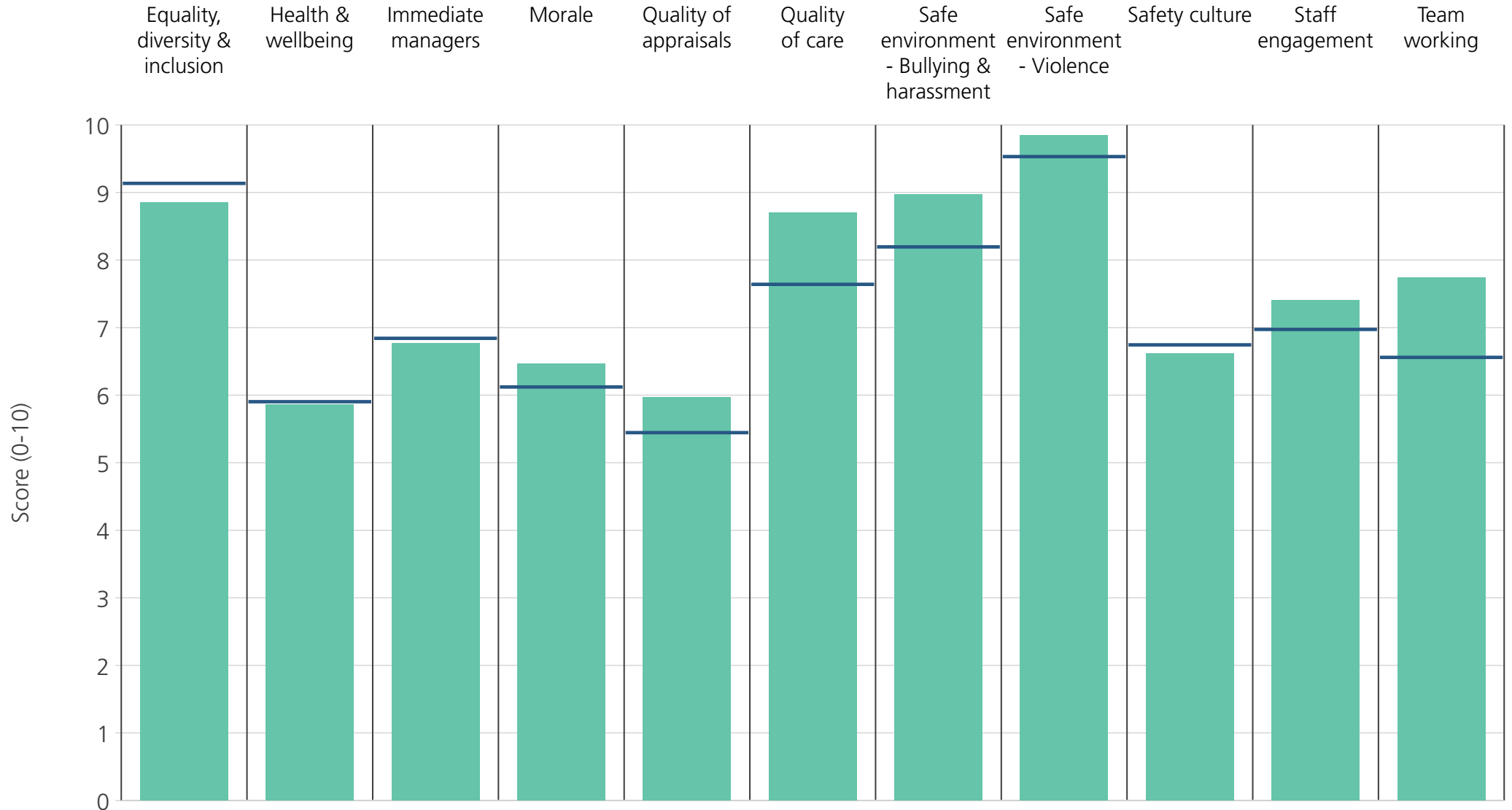
<b>Directorate</b>	9.5	6.8	7.1	6.1	5.6	7.7	9.3	9.9	6.4	7.2	7.2
<b>Your org</b>	9.1	5.9	6.8	6.1	5.4	7.6	8.2	9.5	6.7	7.0	6.6
<b>Responses</b>	57	58	58	58	58	35	58	58	58	58	57



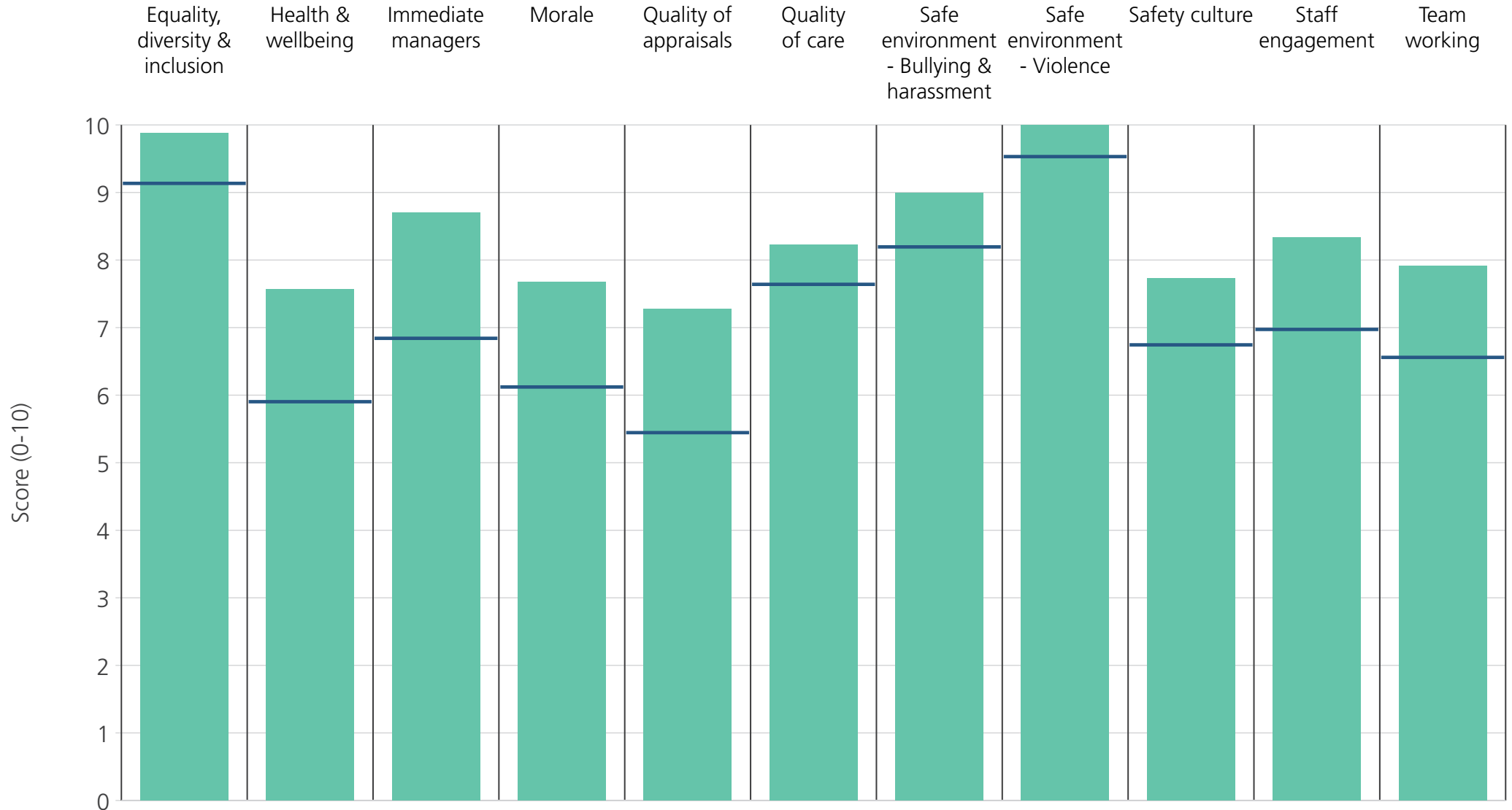
<b>Directorate</b>	9.2	6.2	6.8	6.0	5.8	7.2	8.5	9.8	7.1	7.0	7.1
<b>Your org</b>	9.1	5.9	6.8	6.1	5.4	7.6	8.2	9.5	6.7	7.0	6.6
<b>Responses</b>	63	63	63	62	58	44	63	63	62	65	65



<b>Directorate</b>	9.6	6.5	7.2	6.0	6.7	7.0	9.2	9.9	7.1	7.1	7.5
<b>Your org</b>	9.1	5.9	6.8	6.1	5.4	7.6	8.2	9.5	6.7	7.0	6.6
<b>Responses</b>	44	44	44	44	43	16	44	44	43	44	43



<b>Directorate</b>	8.8	5.9	6.8	6.5	6.0	8.7	9.0	9.8	6.6	7.4	7.7
<b>Your org</b>	9.1	5.9	6.8	6.1	5.4	7.6	8.2	9.5	6.7	7.0	6.6
<b>Responses</b>	21	21	21	19	18	16	21	21	20	21	21

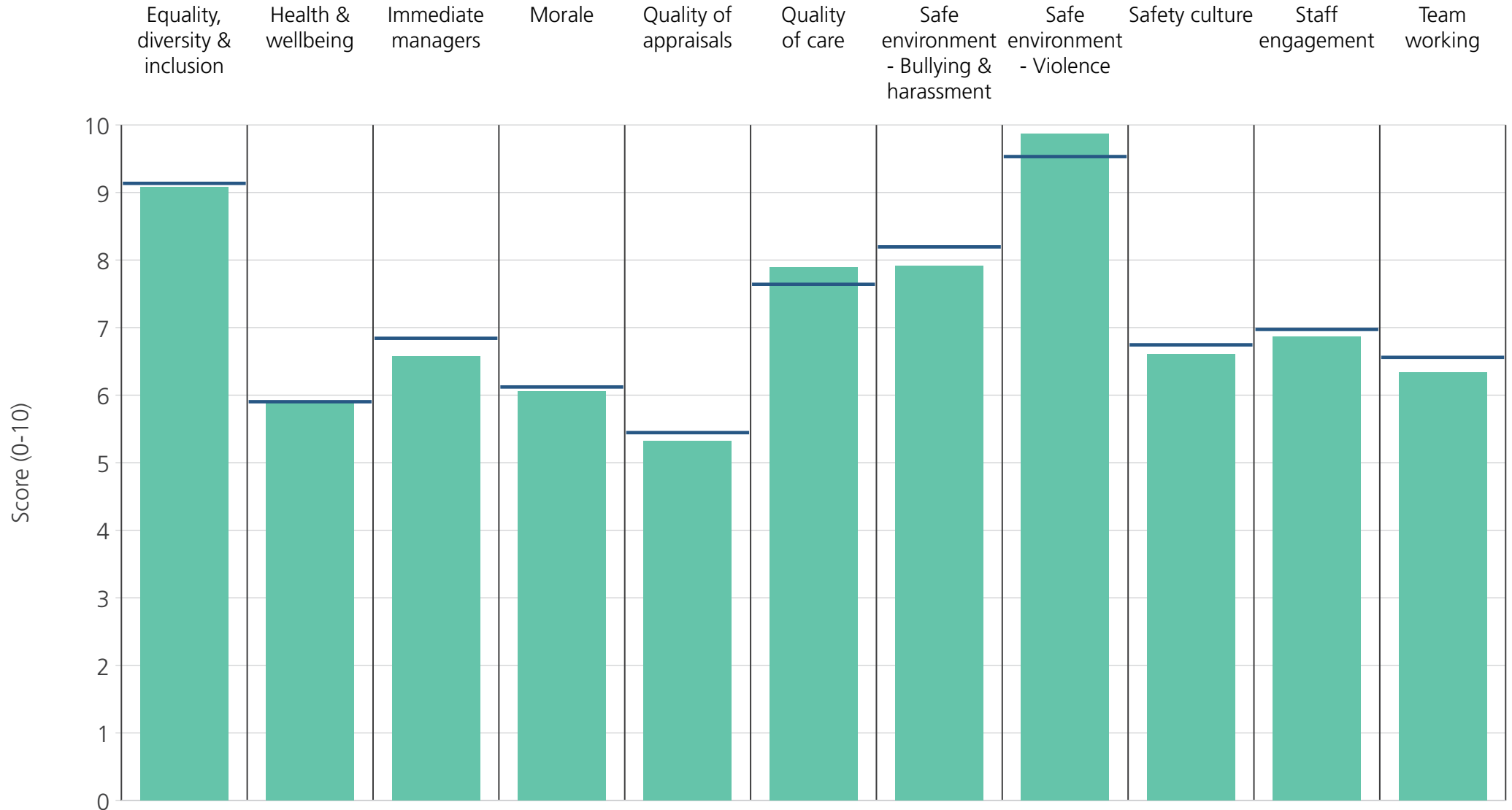


<b>Directorate</b>	9.9	7.6	8.7	7.7	7.3	8.2	9.0	10.0	7.7	8.3	7.9
<b>Your org</b>	9.1	5.9	6.8	6.1	5.4	7.6	8.2	9.5	6.7	7.0	6.6
<b>Responses</b>	28	28	28	28	28	16	28	28	28	28	27

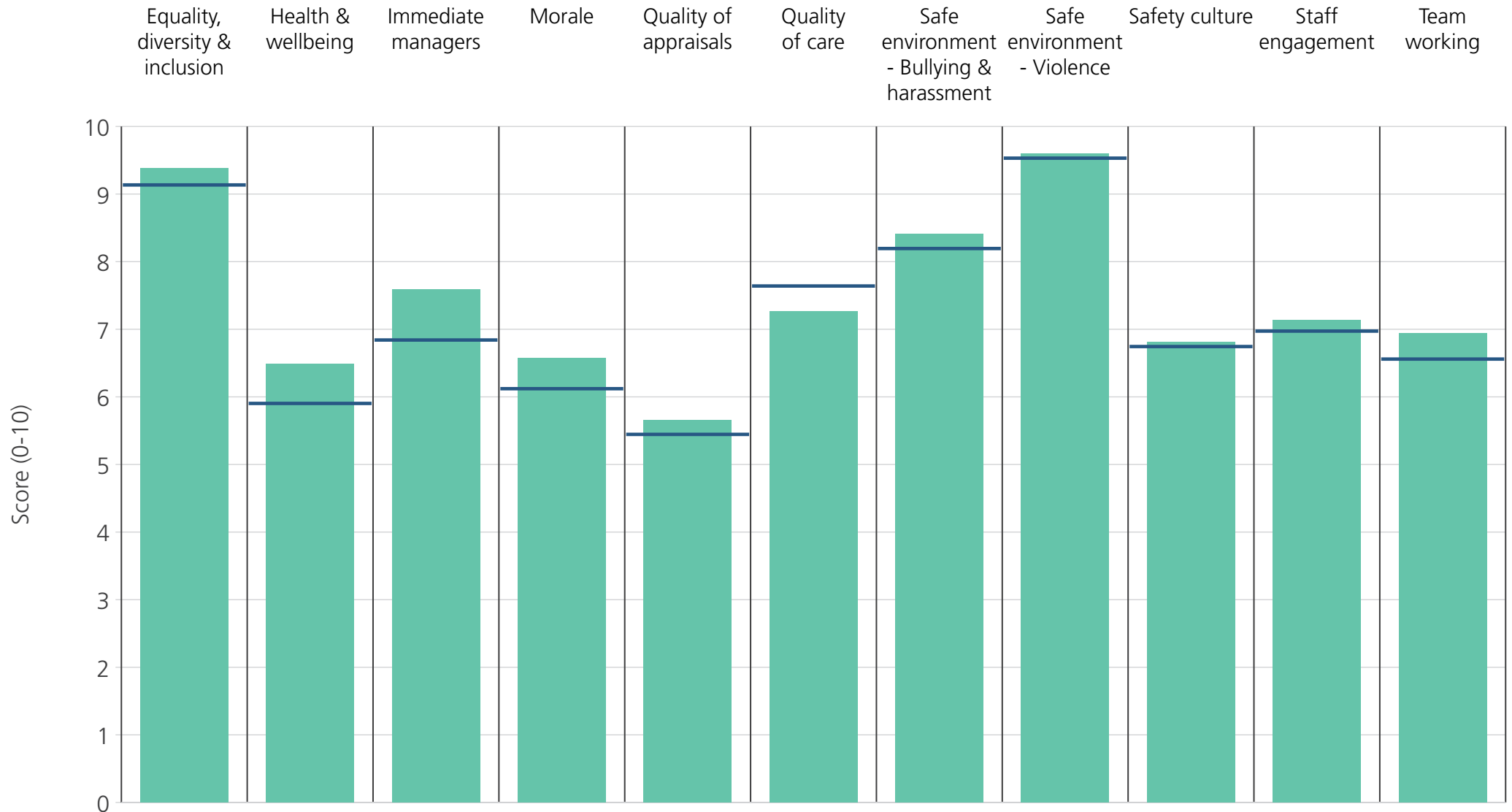


# Directorates 2

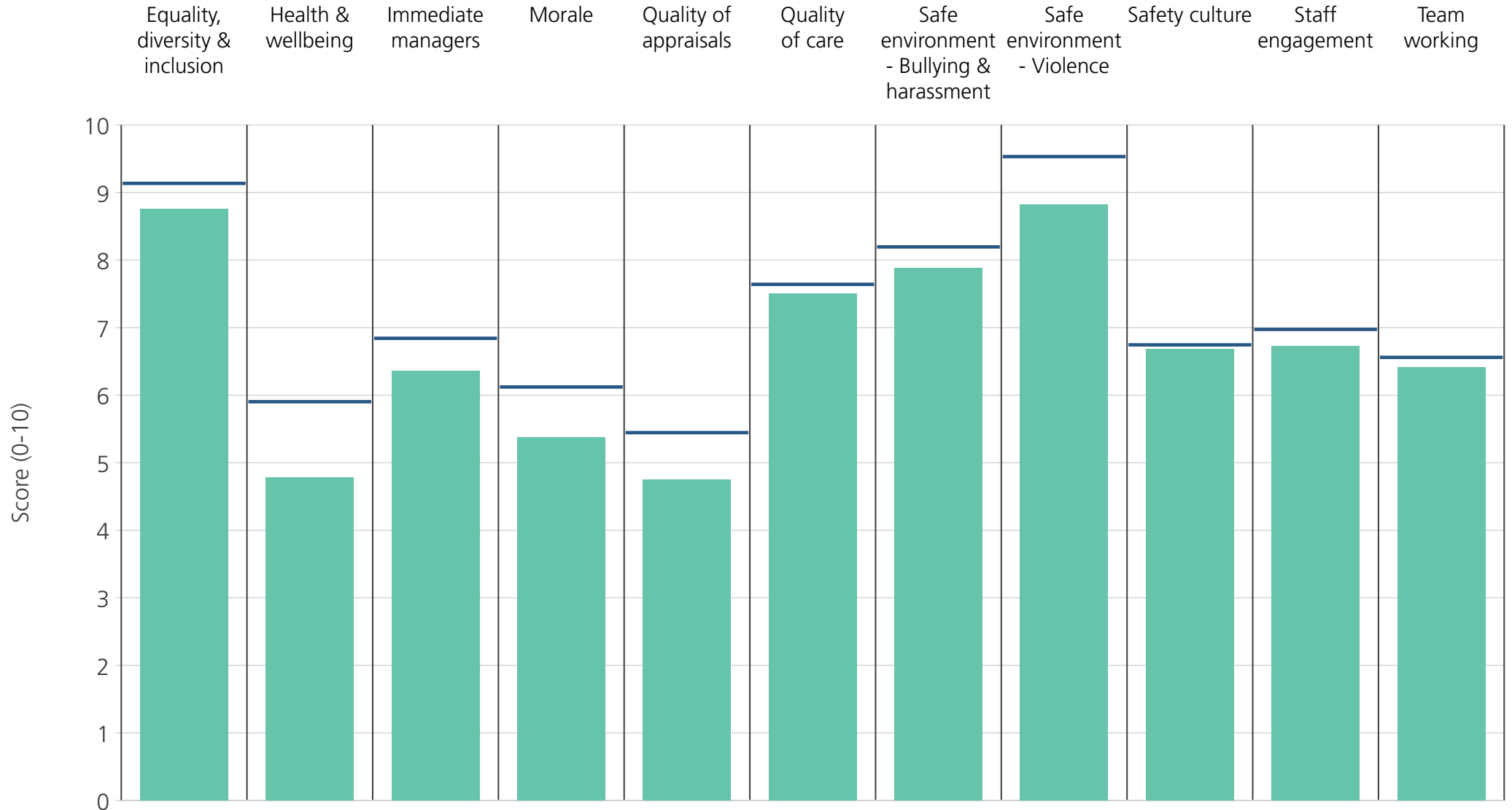
Tameside and Glossop Integrated Care NHS Foundation Trust  
2019 NHS Staff Survey Results



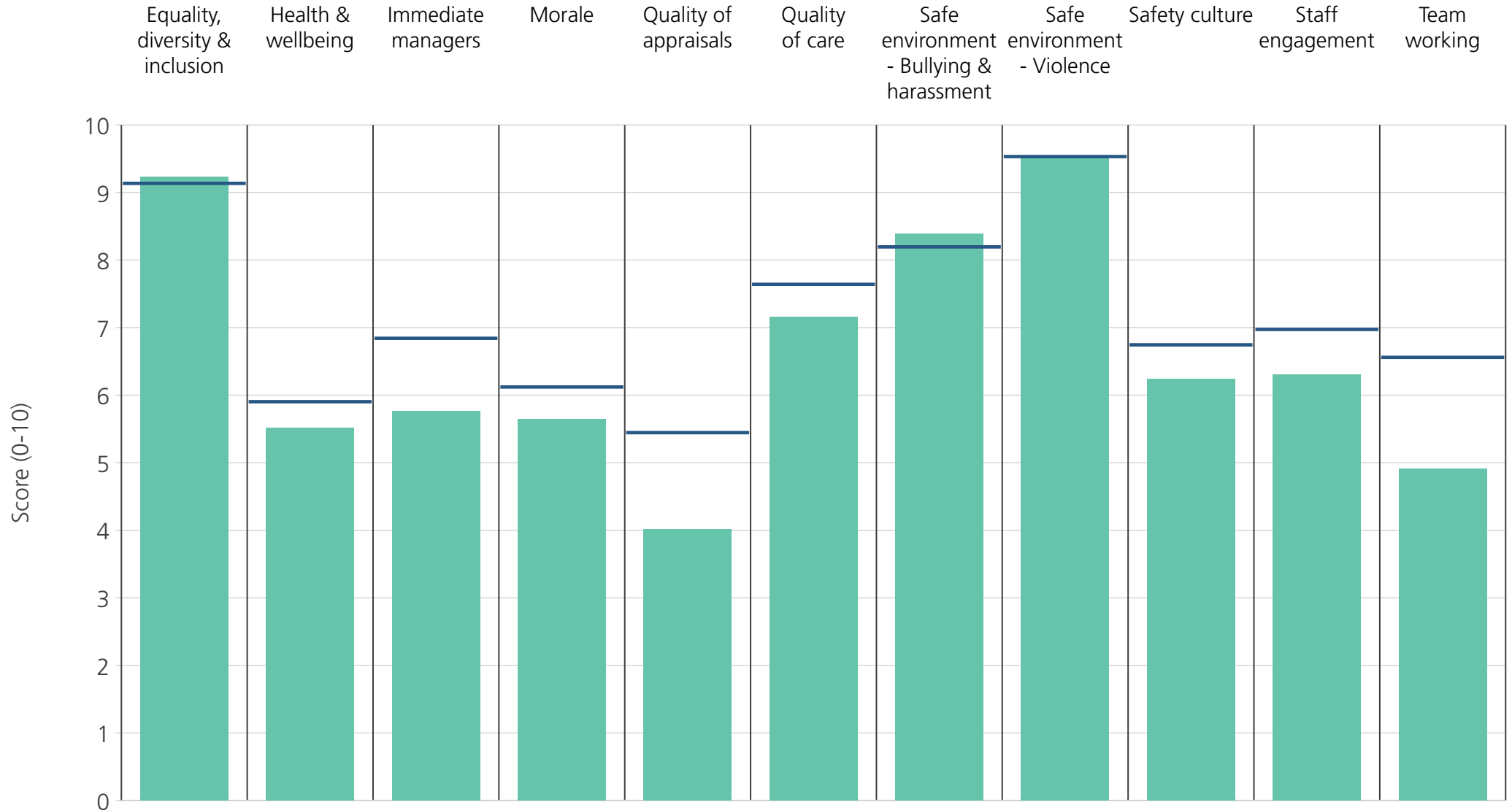
<b>Directorate</b>	9.1	5.9	6.6	6.1	5.3	7.9	7.9	9.9	6.6	6.9	6.3
<b>Your org</b>	9.1	5.9	6.8	6.1	5.4	7.6	8.2	9.5	6.7	7.0	6.6
<b>Responses</b>	262	264	265	256	236	243	264	262	261	269	265



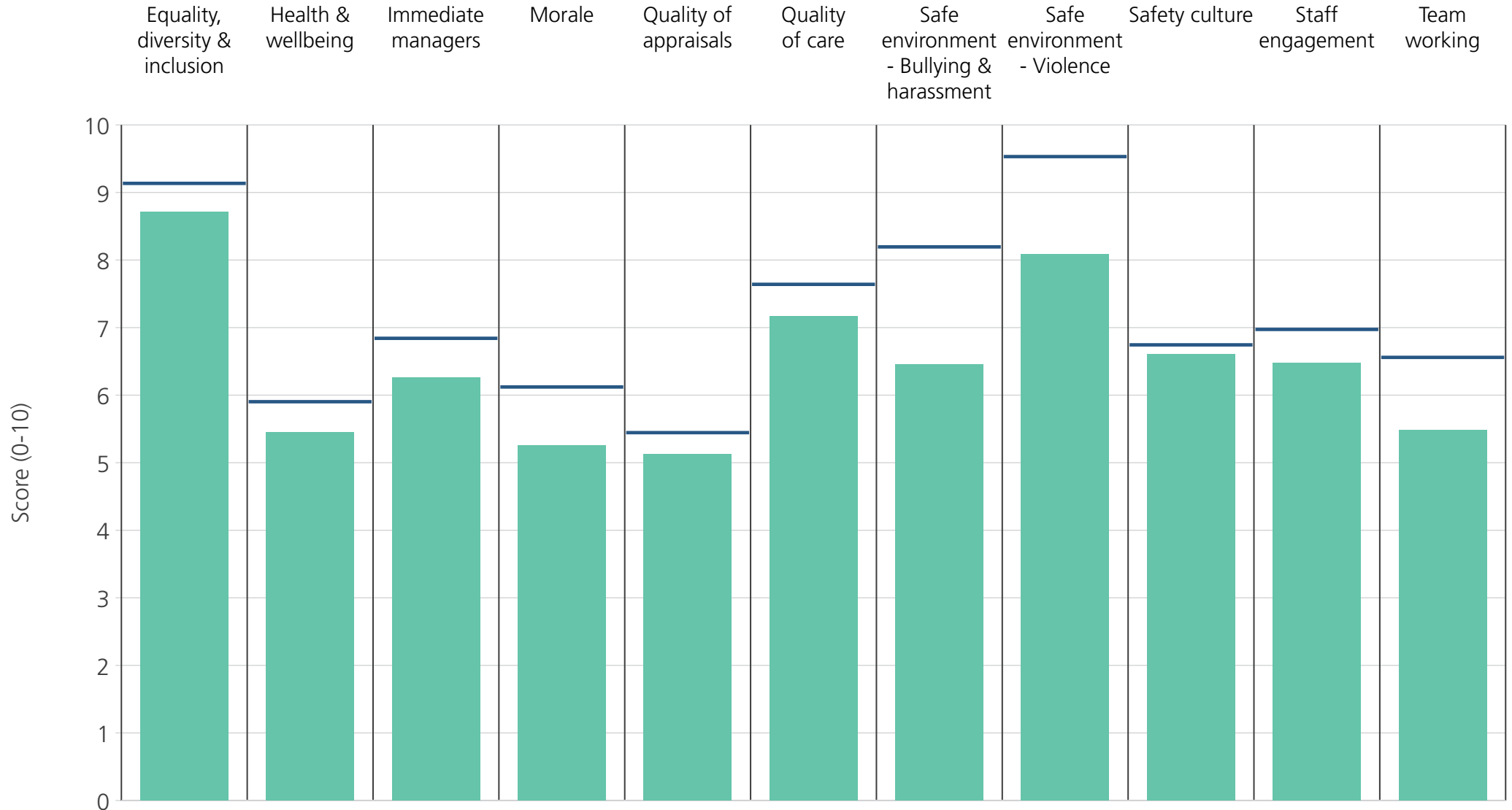
<b>Directorate</b>	9.4	6.5	7.6	6.6	5.7	7.3	8.4	9.6	6.8	7.1	6.9
<b>Your org</b>	9.1	5.9	6.8	6.1	5.4	7.6	8.2	9.5	6.7	7.0	6.6
<b>Responses</b>	153	153	153	153	149	145	153	152	153	154	150



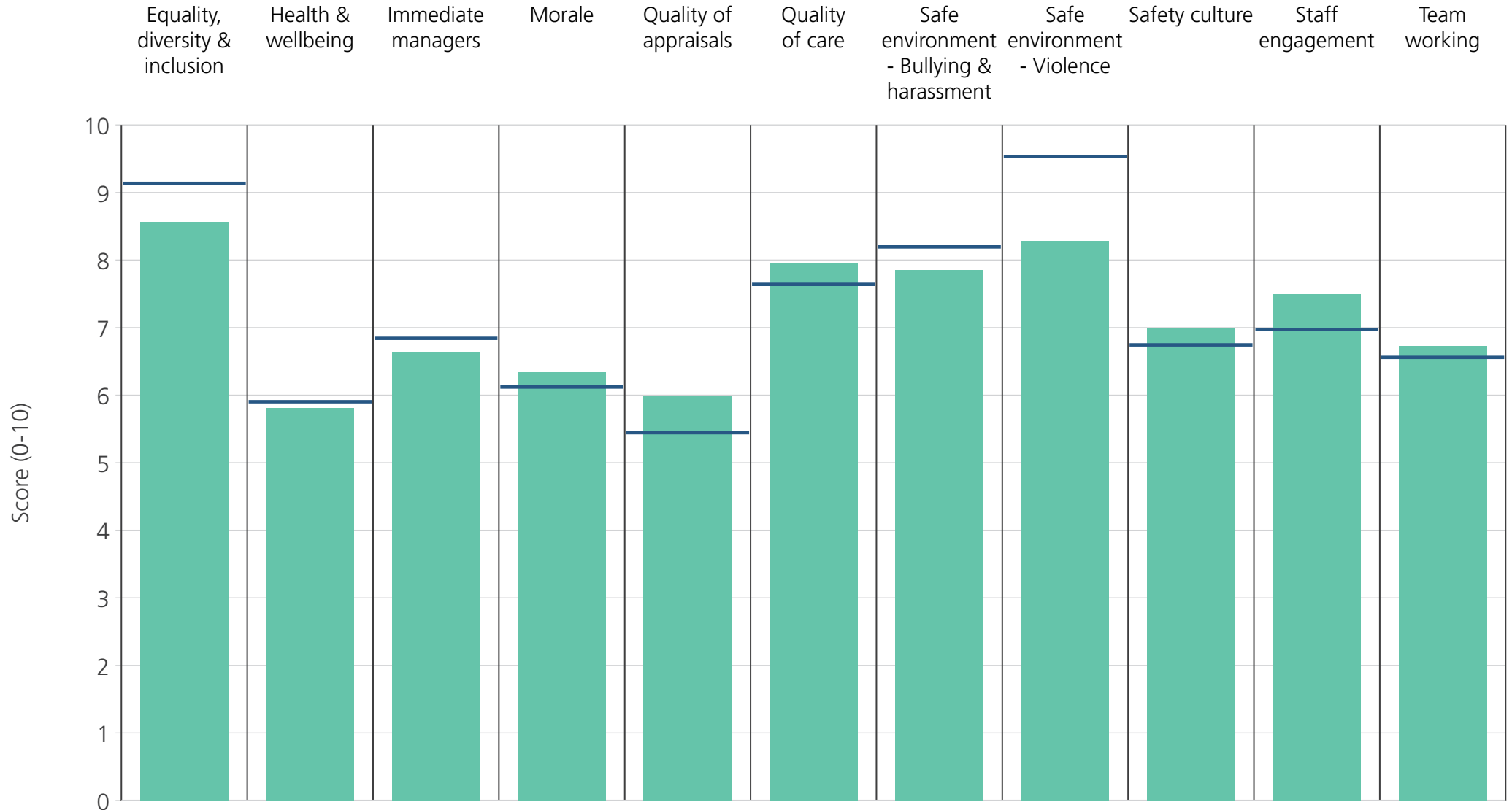
<b>Directorate</b>	8.8	4.8	6.4	5.4	4.8	7.5	7.9	8.8	6.7	6.7	6.4
<b>Your org</b>	9.1	5.9	6.8	6.1	5.4	7.6	8.2	9.5	6.7	7.0	6.6
<b>Responses</b>	96	98	98	93	86	95	96	96	94	99	98



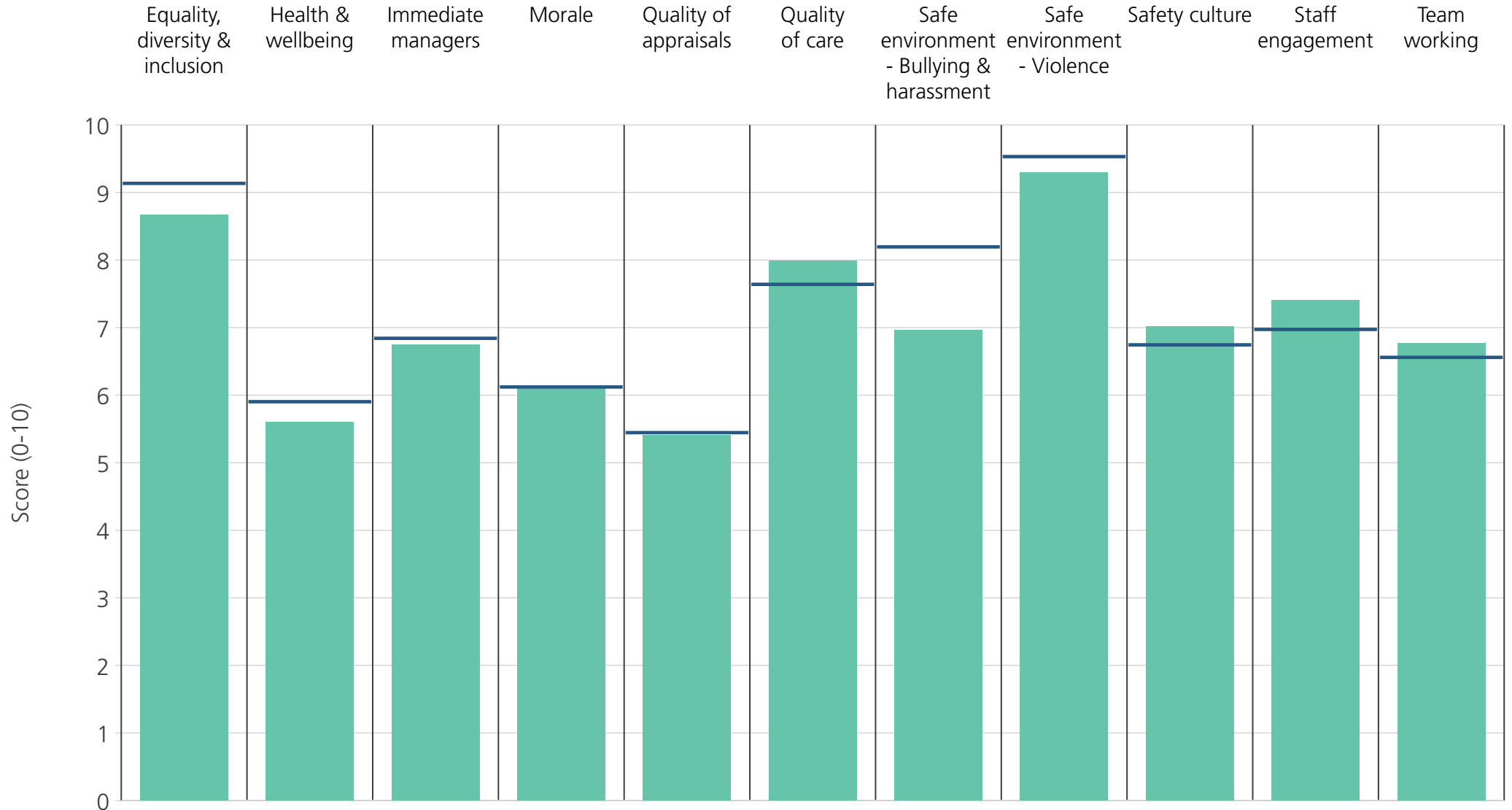
<b>Directorate</b>	9.2	5.5	5.8	5.6	4.0	7.2	8.4	9.5	6.2	6.3	4.9
<b>Your org</b>	9.1	5.9	6.8	6.1	5.4	7.6	8.2	9.5	6.7	7.0	6.6
<b>Responses</b>	99	101	102	101	89	70	97	100	102	102	99



<b>Directorate</b>	8.7	5.5	6.3	5.3	5.1	7.2	6.4	8.1	6.6	6.5	5.5
<b>Your org</b>	9.1	5.9	6.8	6.1	5.4	7.6	8.2	9.5	6.7	7.0	6.6
<b>Responses</b>	46	47	47	45	37	45	46	47	47	48	47

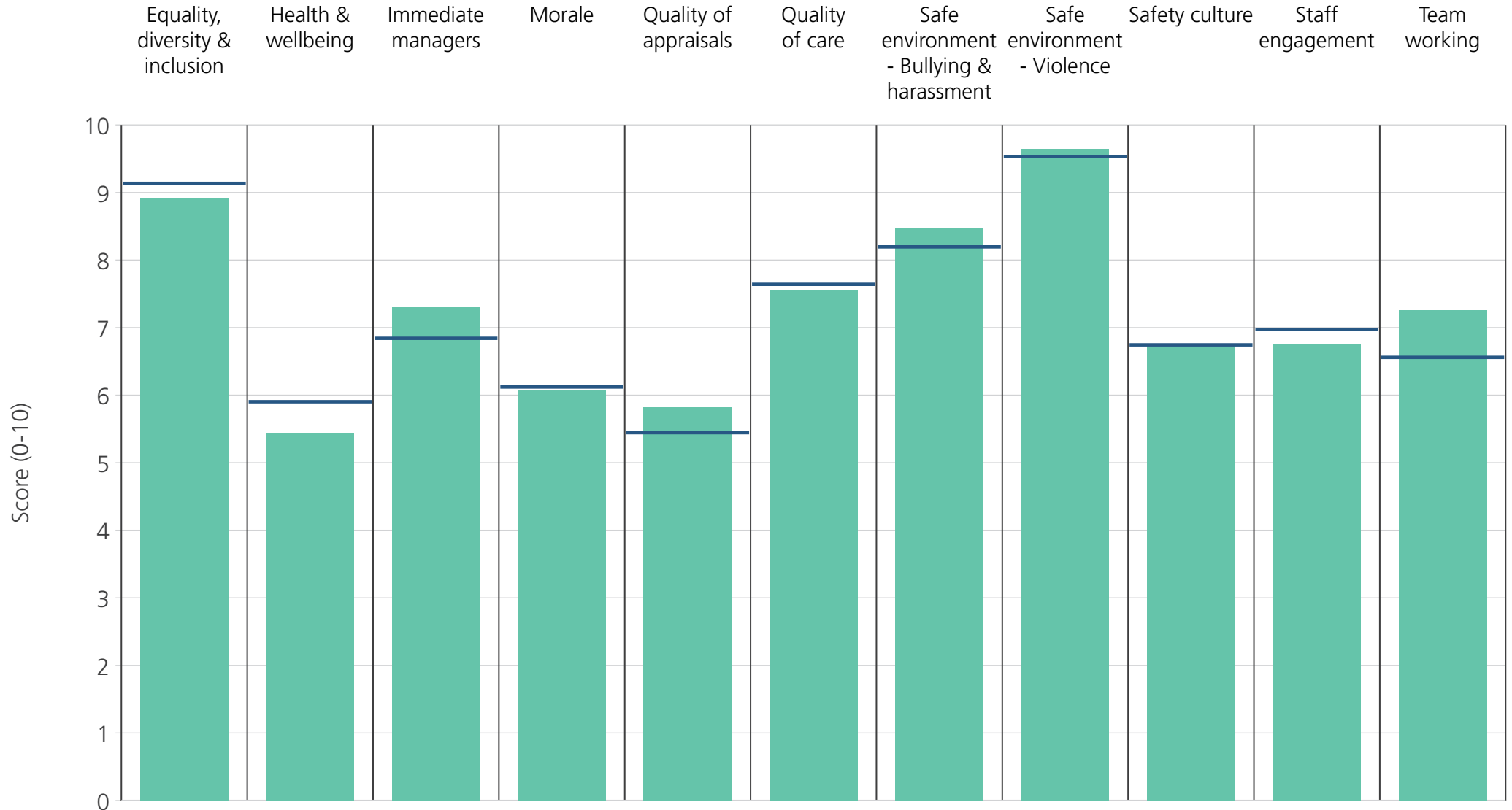


<b>Directorate</b>	8.6	5.8	6.6	6.3	6.0	7.9	7.9	8.3	7.0	7.5	6.7
<b>Your org</b>	9.1	5.9	6.8	6.1	5.4	7.6	8.2	9.5	6.7	7.0	6.6
<b>Responses</b>	59	59	59	56	52	53	59	59	59	61	60

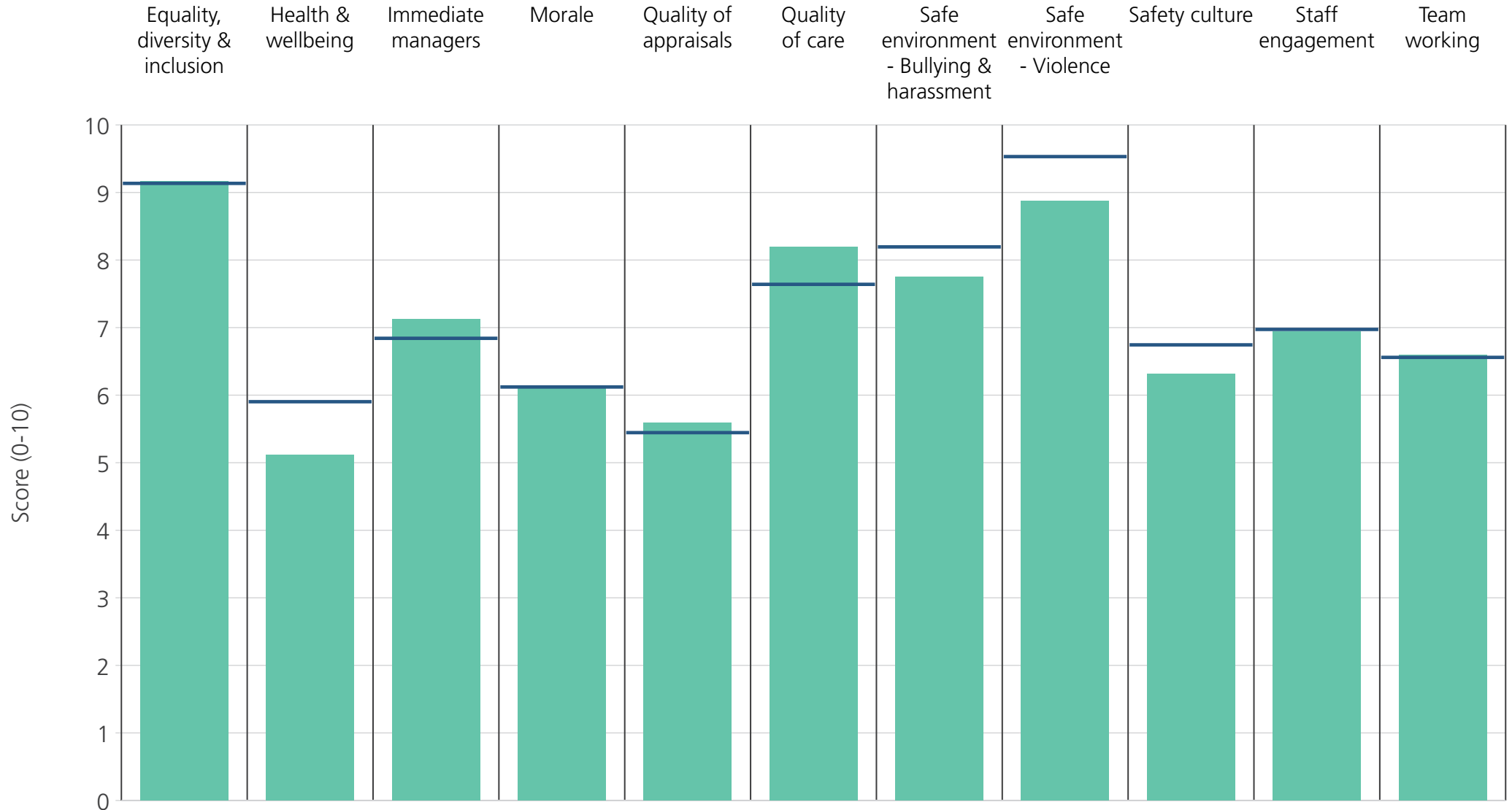


<b>Directorate</b>	8.7	5.6	6.7	6.1	5.4	8.0	7.0	9.3	7.0	7.4	6.8
<b>Your org</b>	9.1	5.9	6.8	6.1	5.4	7.6	8.2	9.5	6.7	7.0	6.6
<b>Responses</b>	57	57	57	56	56	55	57	57	56	56	56

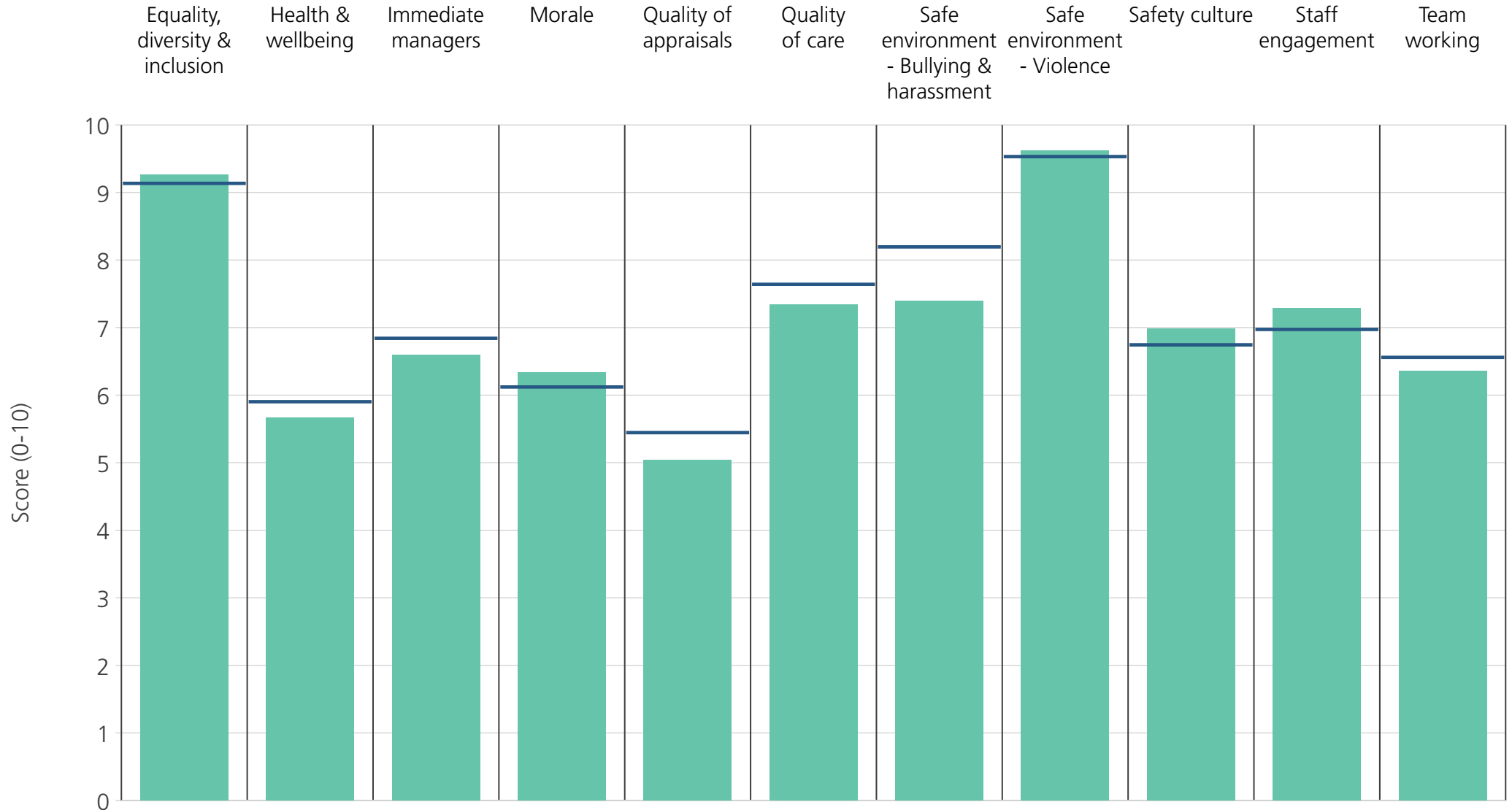




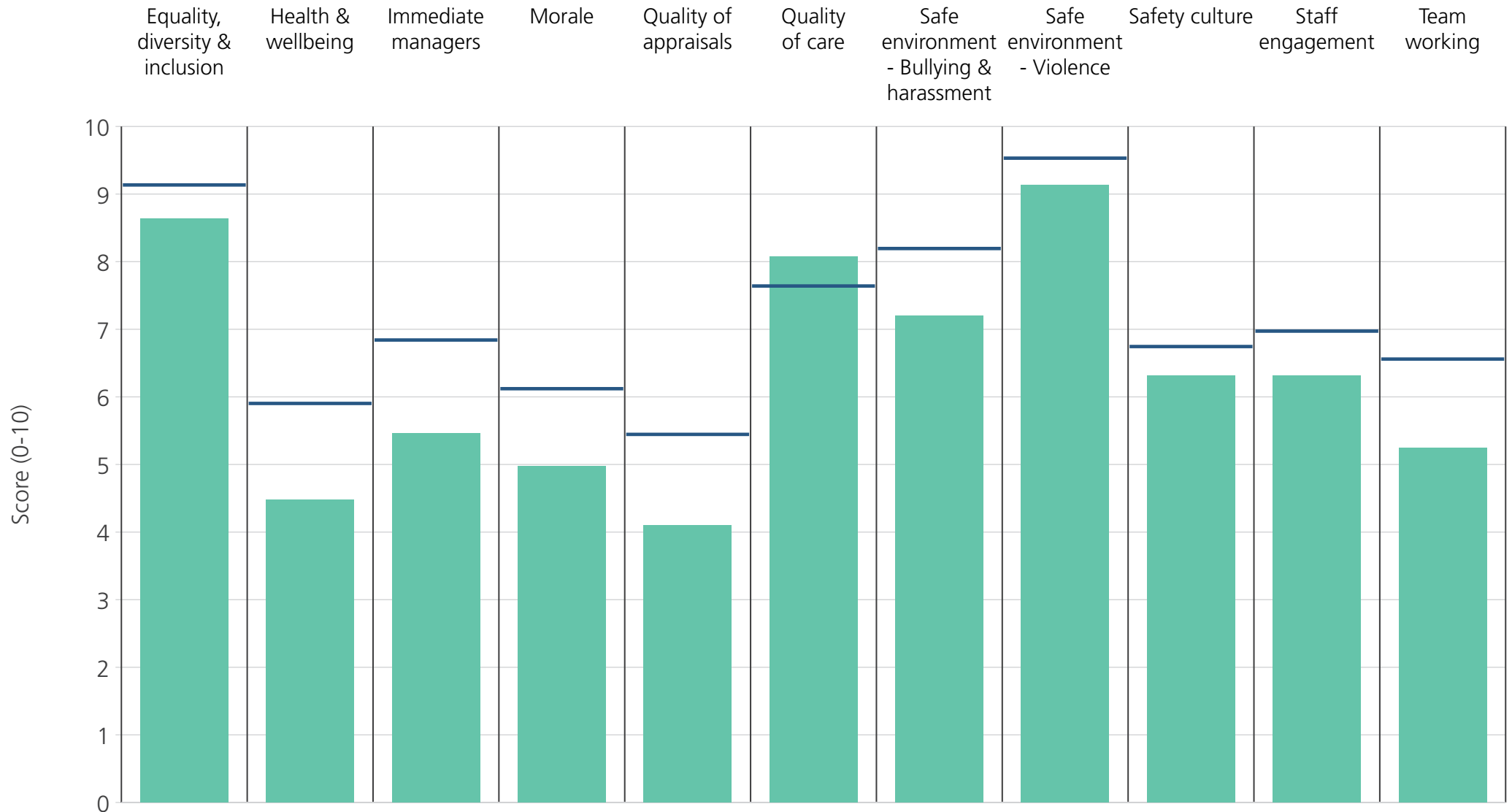
<b>Directorate</b>	8.9	5.4	7.3	6.1	5.8	7.6	8.5	9.6	6.7	6.7	7.3
<b>Your org</b>	9.1	5.9	6.8	6.1	5.4	7.6	8.2	9.5	6.7	7.0	6.6
<b>Responses</b>	104	104	103	103	101	99	104	103	103	103	102



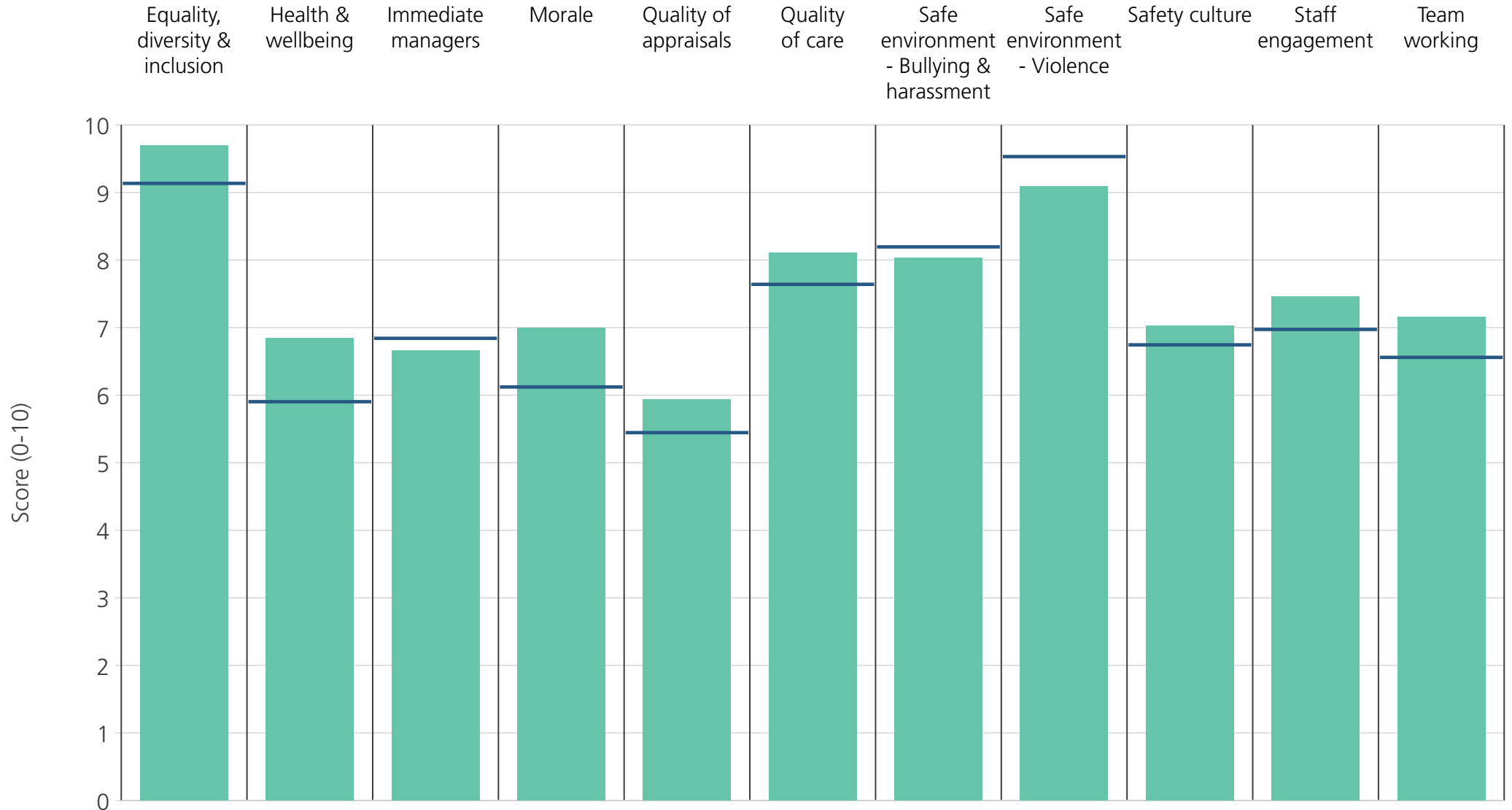
<b>Directorate</b>	9.2	5.1	7.1	6.1	5.6	8.2	7.8	8.9	6.3	6.9	6.6
<b>Your org</b>	9.1	5.9	6.8	6.1	5.4	7.6	8.2	9.5	6.7	7.0	6.6
<b>Responses</b>	49	49	49	48	42	48	49	49	49	51	51



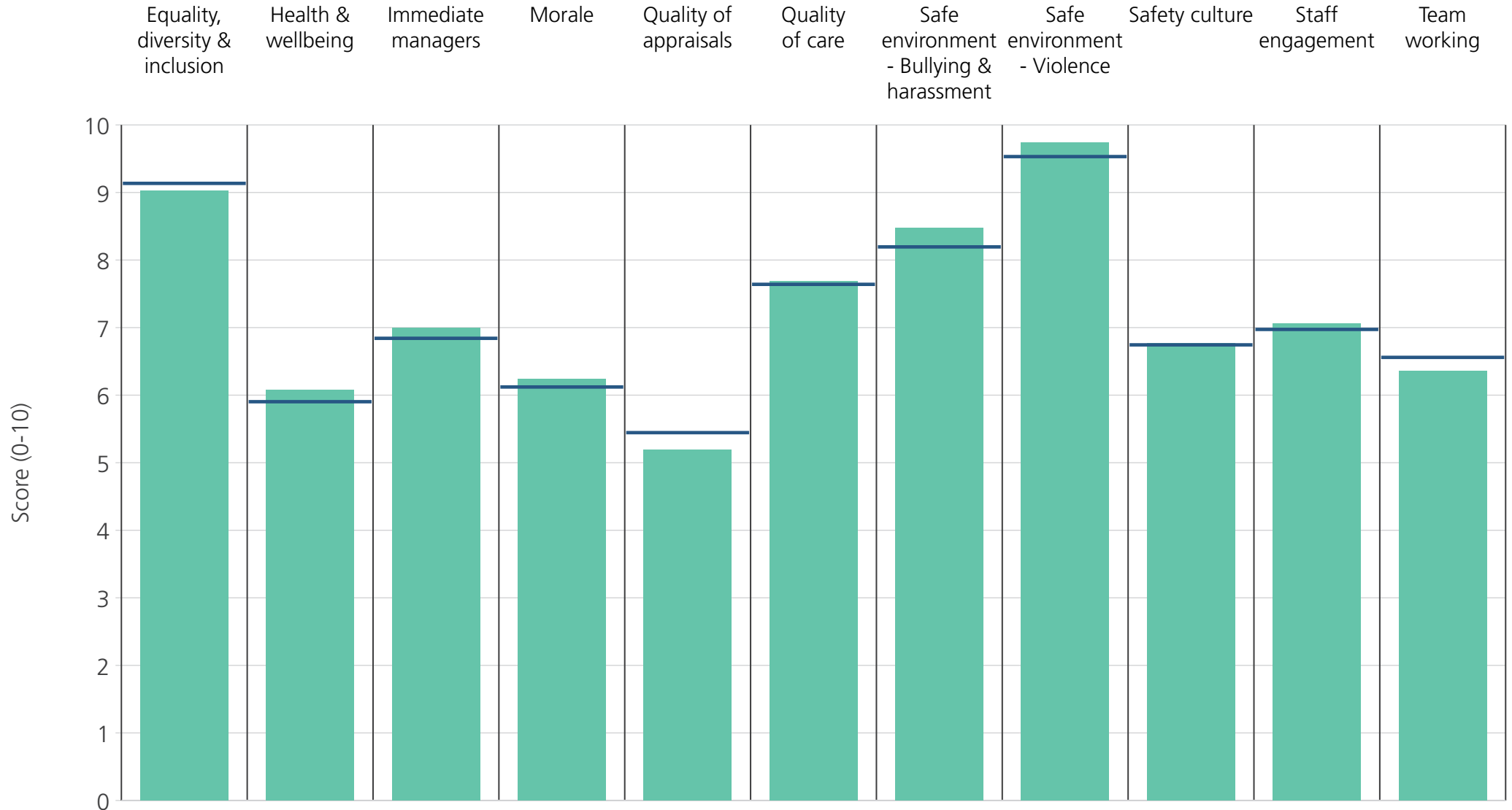
<b>Directorate</b>	9.3	5.7	6.6	6.3	5.0	7.3	7.4	9.6	7.0	7.3	6.4
<b>Your org</b>	9.1	5.9	6.8	6.1	5.4	7.6	8.2	9.5	6.7	7.0	6.6
<b>Responses</b>	70	70	70	66	62	68	69	70	69	72	69



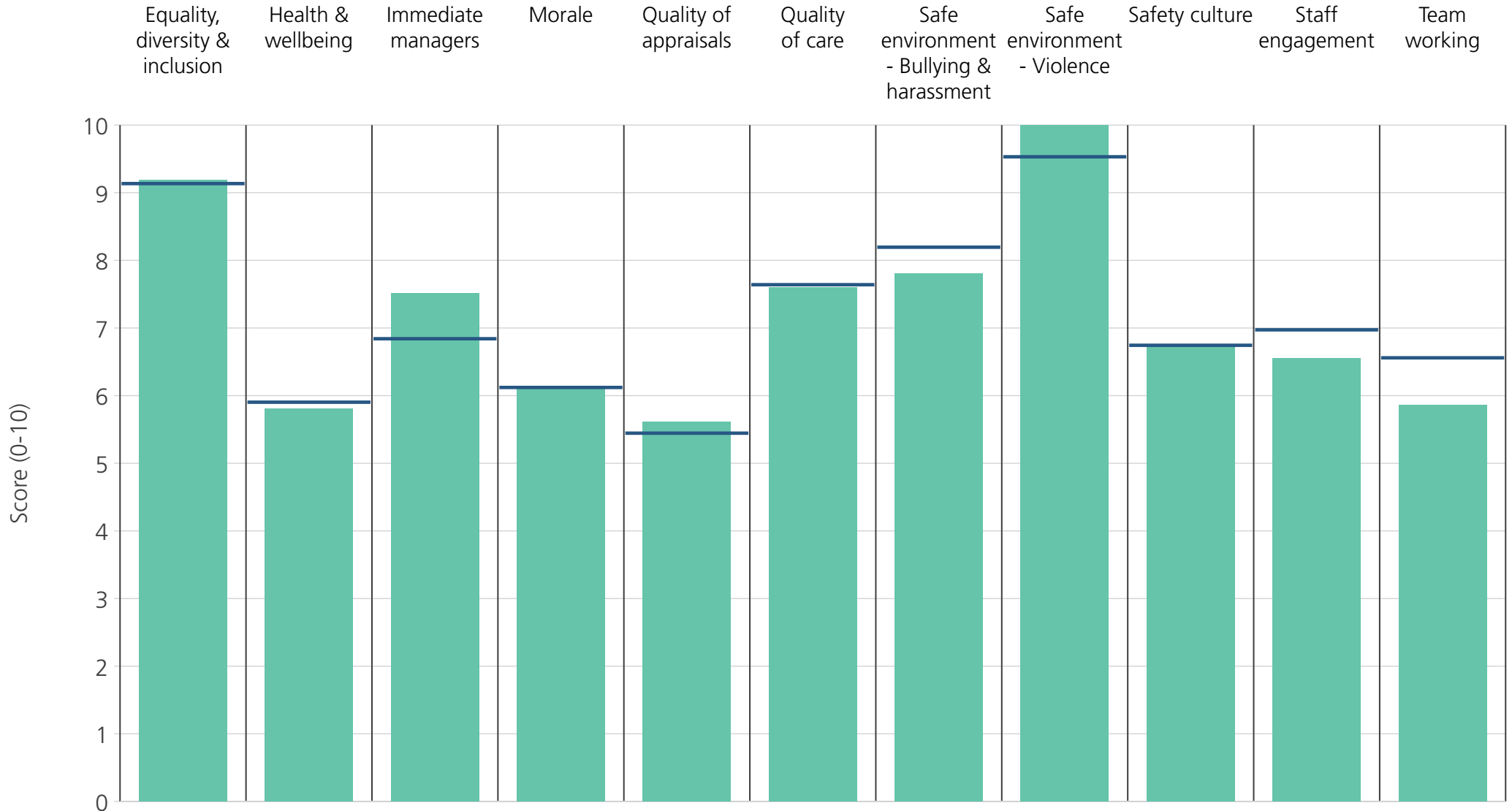
<b>Directorate</b>	8.6	4.5	5.5	5.0	4.1	8.1	7.2	9.1	6.3	6.3	5.2
<b>Your org</b>	9.1	5.9	6.8	6.1	5.4	7.6	8.2	9.5	6.7	7.0	6.6
<b>Responses</b>	50	50	50	50	43	51	50	50	50	51	51



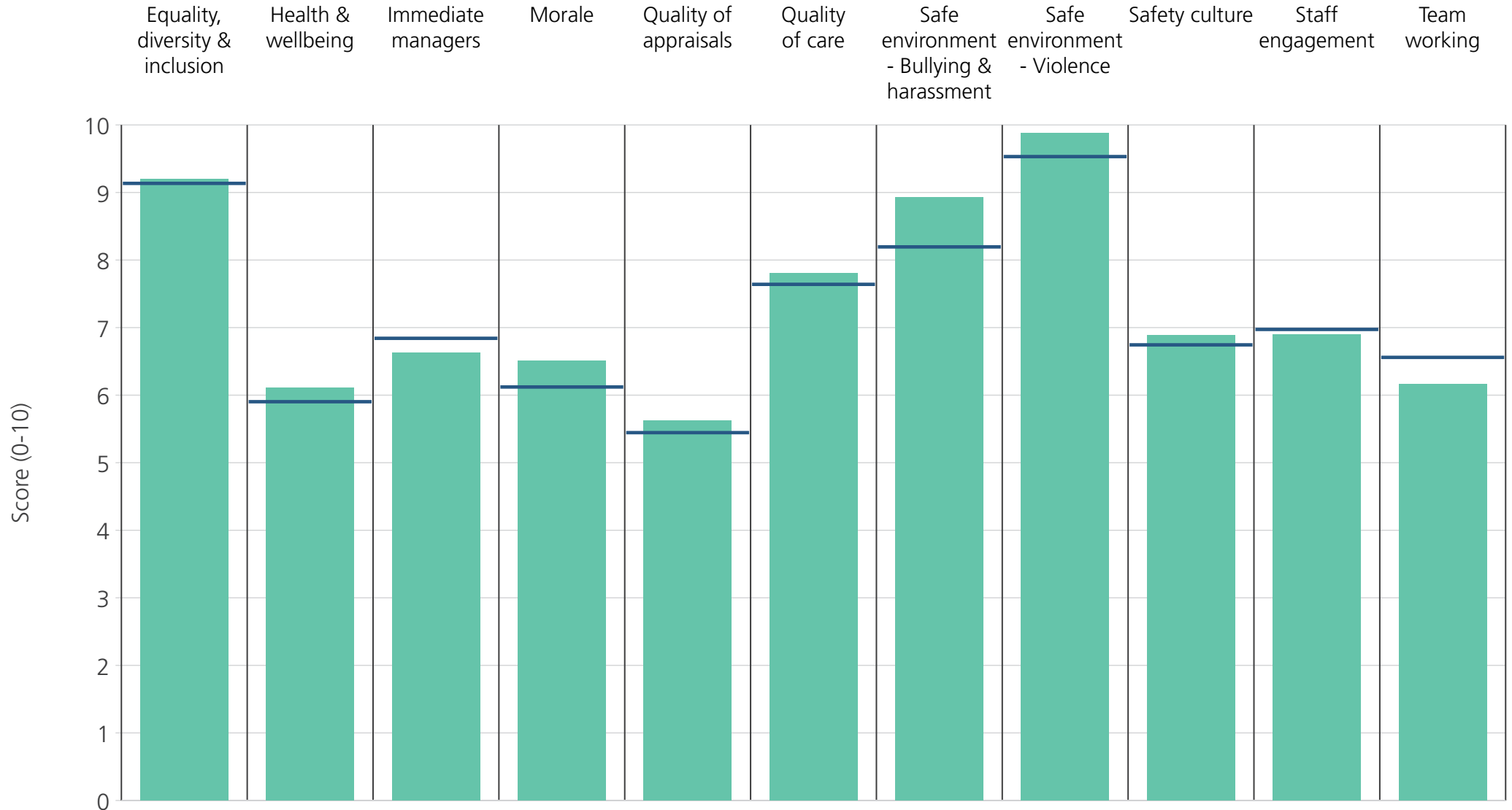
<b>Directorate</b>	9.7	6.8	6.7	7.0	5.9	8.1	8.0	9.1	7.0	7.5	7.2
<b>Your org</b>	9.1	5.9	6.8	6.1	5.4	7.6	8.2	9.5	6.7	7.0	6.6
<b>Responses</b>	22	22	22	22	20	22	22	22	22	22	22



<b>Directorate</b>	9.0	6.1	7.0	6.2	5.2	7.7	8.5	9.7	6.8	7.1	6.4
<b>Your org</b>	9.1	5.9	6.8	6.1	5.4	7.6	8.2	9.5	6.7	7.0	6.6
<b>Responses</b>	71	71	71	70	66	59	70	70	71	72	71

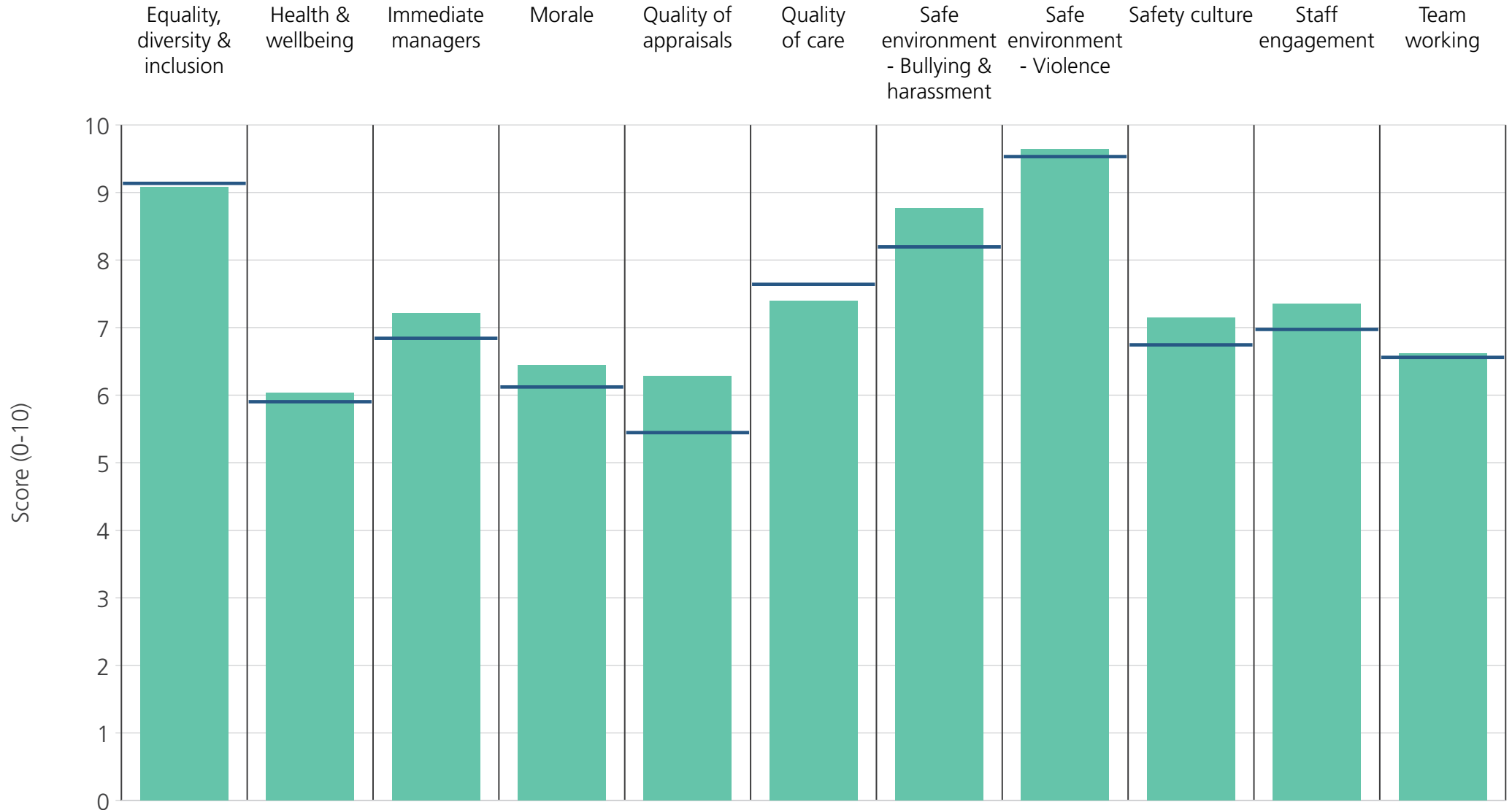


<b>Directorate</b>	9.2	5.8	7.5	6.1	5.6	7.6	7.8	10.0	6.7	6.6	5.9
<b>Your org</b>	9.1	5.9	6.8	6.1	5.4	7.6	8.2	9.5	6.7	7.0	6.6
<b>Responses</b>	37	38	37	36	35	35	35	38	37	37	38

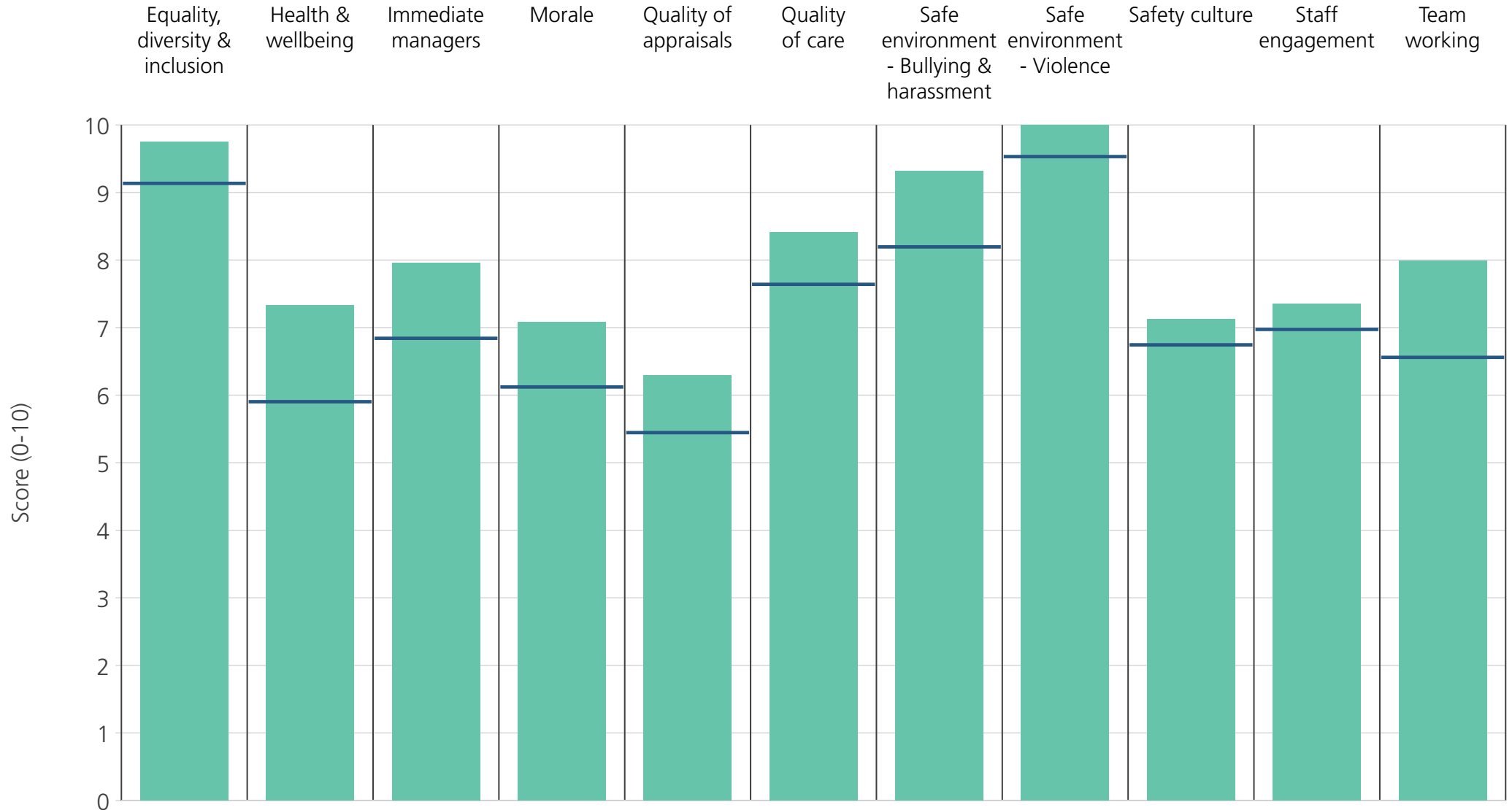


<b>Directorate</b>	9.2	6.1	6.6	6.5	5.6	7.8	8.9	9.9	6.9	6.9	6.2
<b>Your org</b>	9.1	5.9	6.8	6.1	5.4	7.6	8.2	9.5	6.7	7.0	6.6
<b>Responses</b>	28	28	28	28	22	25	28	28	28	29	29

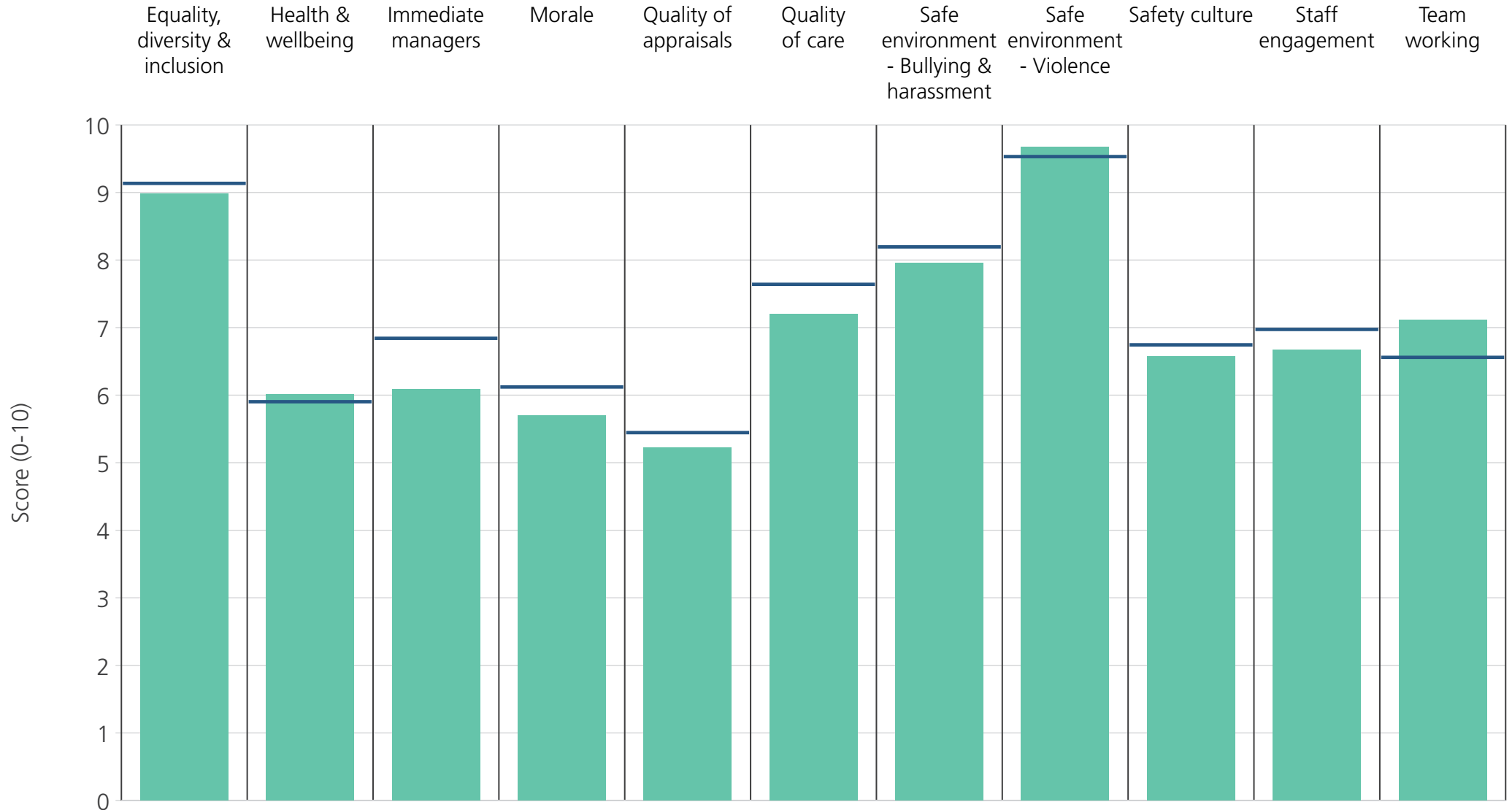




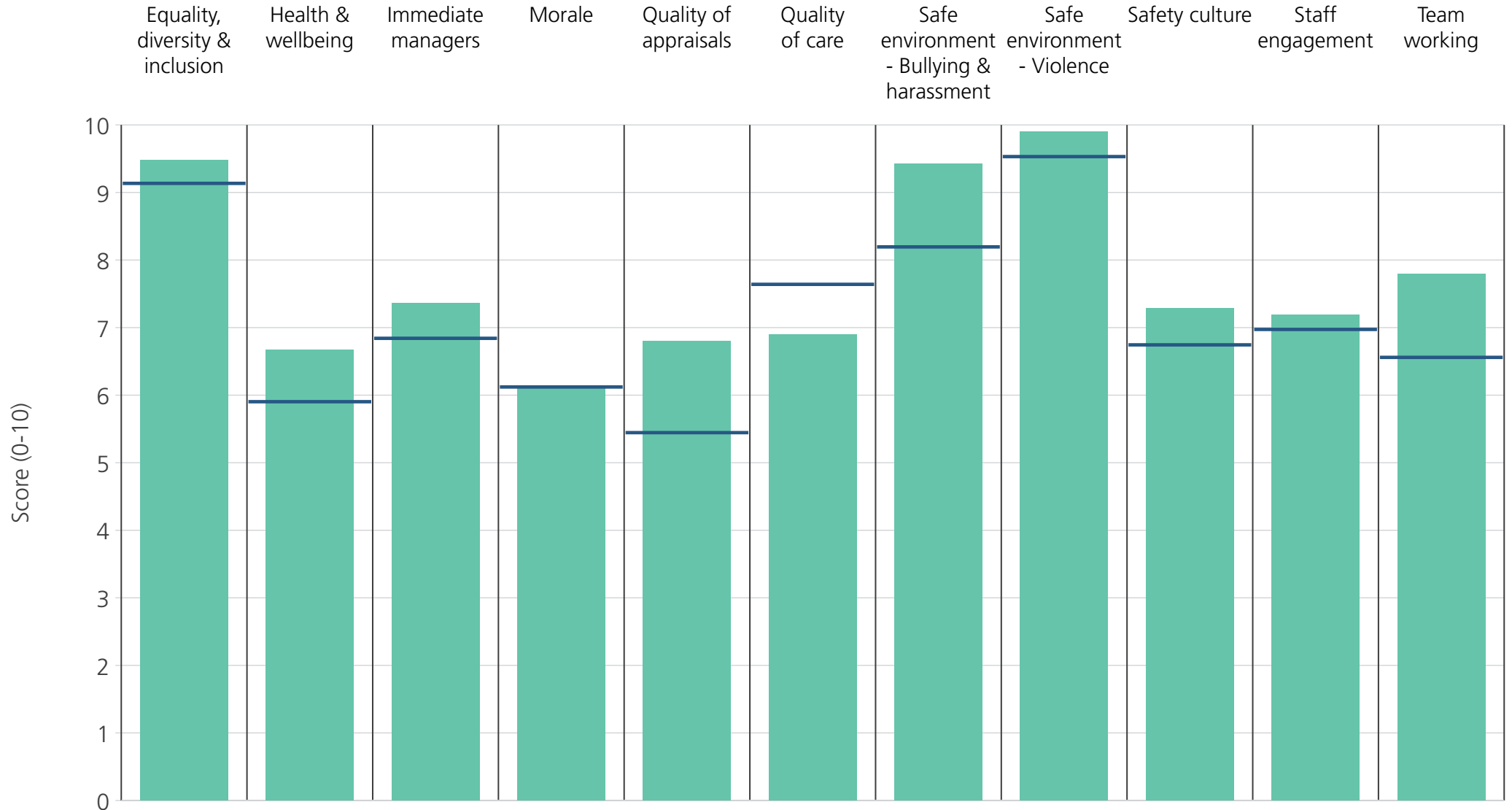
<b>Directorate</b>	9.1	6.0	7.2	6.4	6.3	7.4	8.8	9.6	7.1	7.3	6.6
<b>Your org</b>	9.1	5.9	6.8	6.1	5.4	7.6	8.2	9.5	6.7	7.0	6.6
<b>Responses</b>	46	47	46	46	42	45	46	46	46	48	48



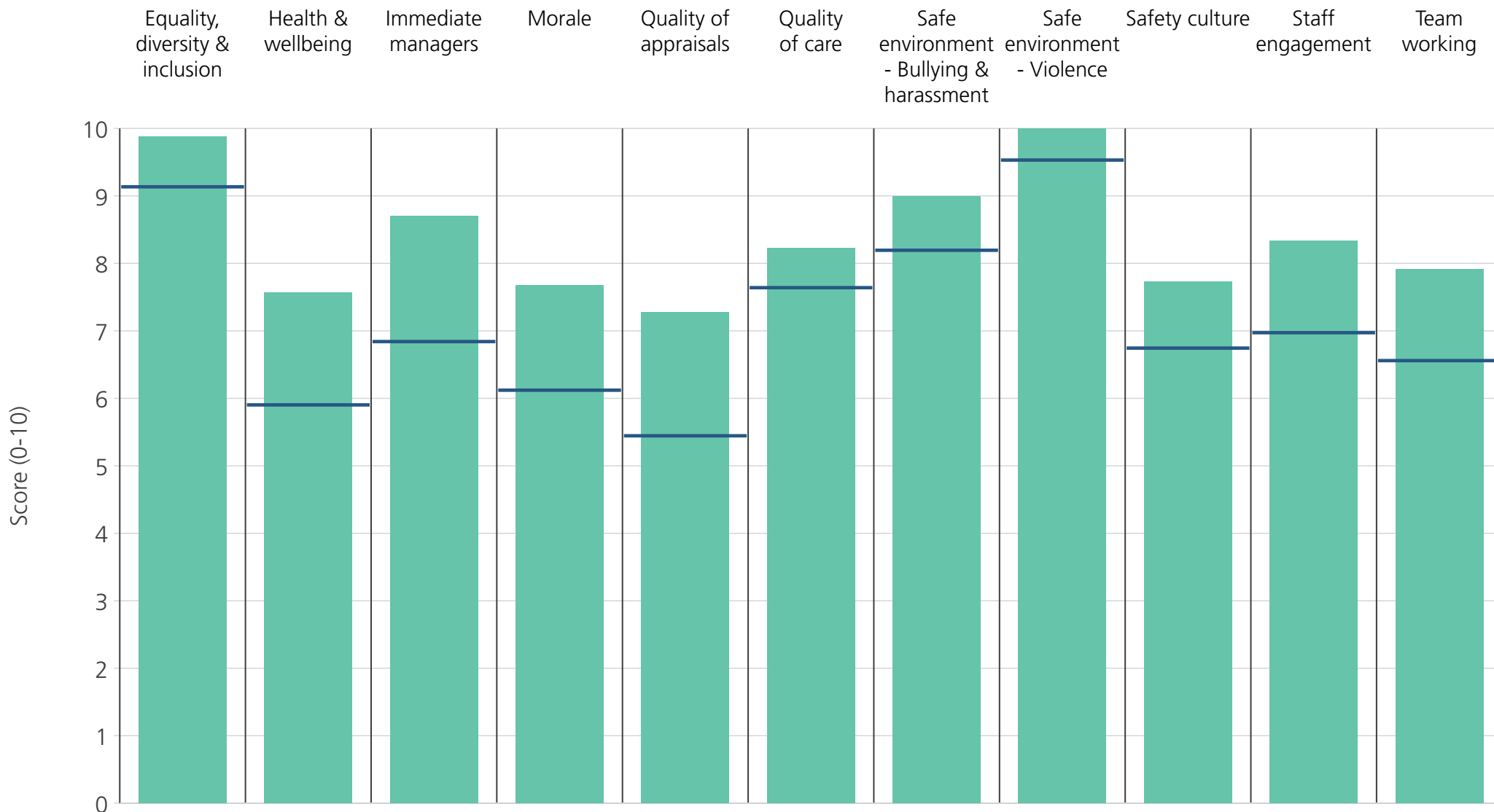
<b>Directorate</b>	9.7	7.3	8.0	7.1	6.3	8.4	9.3	10.0	7.1	7.3	8.0
<b>Your org</b>	9.1	5.9	6.8	6.1	5.4	7.6	8.2	9.5	6.7	7.0	6.6
<b>Responses</b>	59	60	60	58	56	29	59	59	57	60	59



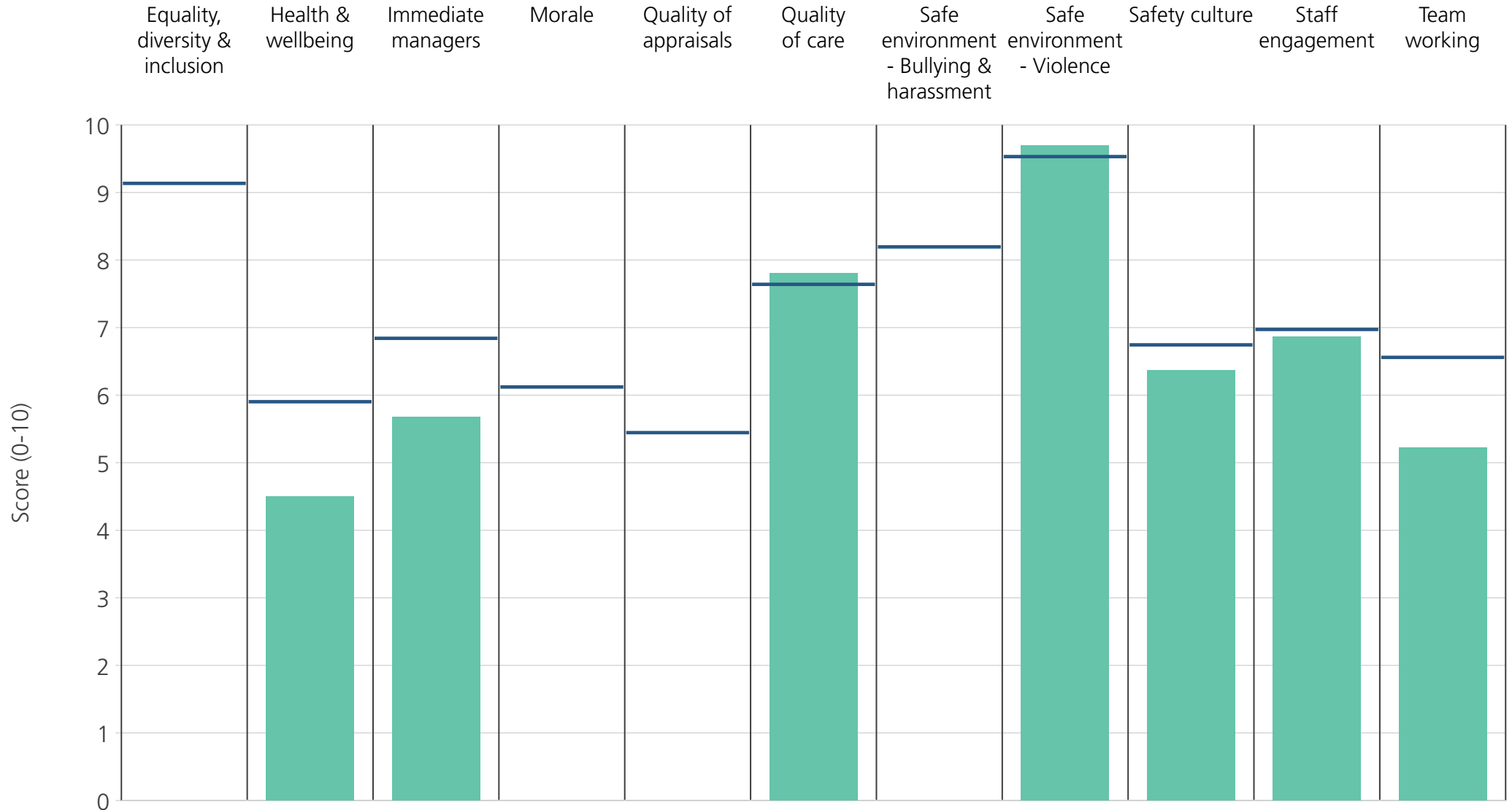
<b>Directorate</b>	9.0	6.0	6.1	5.7	5.2	7.2	8.0	9.7	6.6	6.7	7.1
<b>Your org</b>	9.1	5.9	6.8	6.1	5.4	7.6	8.2	9.5	6.7	7.0	6.6
<b>Responses</b>	31	31	31	30	28	24	31	31	30	32	32



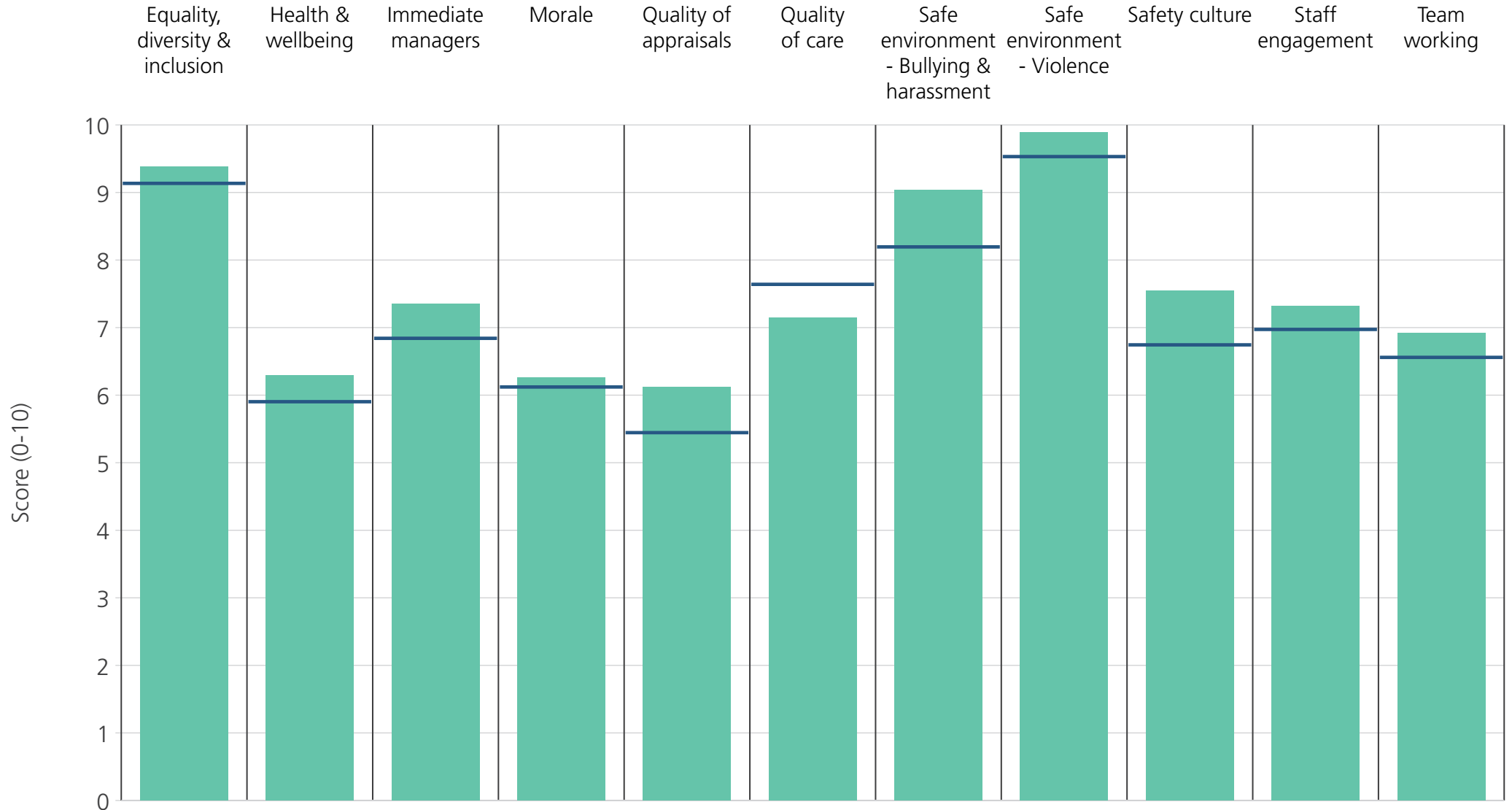
<b>Directorate</b>	9.5	6.7	7.4	6.1	6.8	6.9	9.4	9.9	7.3	7.2	7.8
<b>Your org</b>	9.1	5.9	6.8	6.1	5.4	7.6	8.2	9.5	6.7	7.0	6.6
<b>Responses</b>	35	35	35	35	34	11	35	35	34	35	34



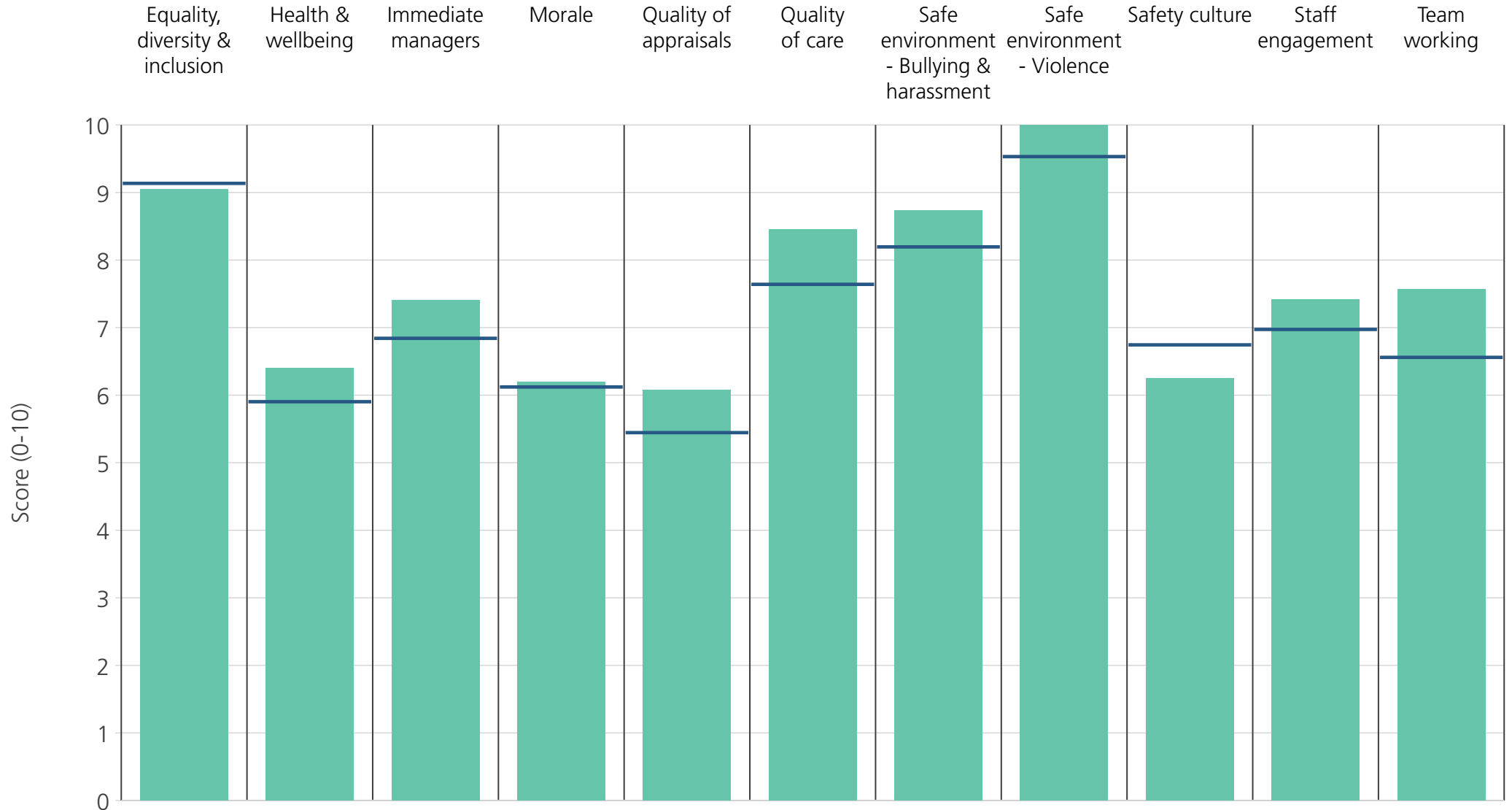
<b>Directorate</b>	9.9	7.6	8.7	7.7	7.3	8.2	9.0	10.0	7.7	8.3	7.9
<b>Your org</b>	9.1	5.9	6.8	6.1	5.4	7.6	8.2	9.5	6.7	7.0	6.6
<b>Responses</b>	28	28	28	28	28	16	28	28	28	28	27



<b>Directorate</b>		4.5	5.7			7.8		9.7	6.4	6.9	5.2
<b>Your org</b>	9.1	5.9	6.8	6.1	5.4	7.6	8.2	9.5	6.7	7.0	6.6
<b>Responses</b>	10	11	11	10	9	11	10	11	11	11	11

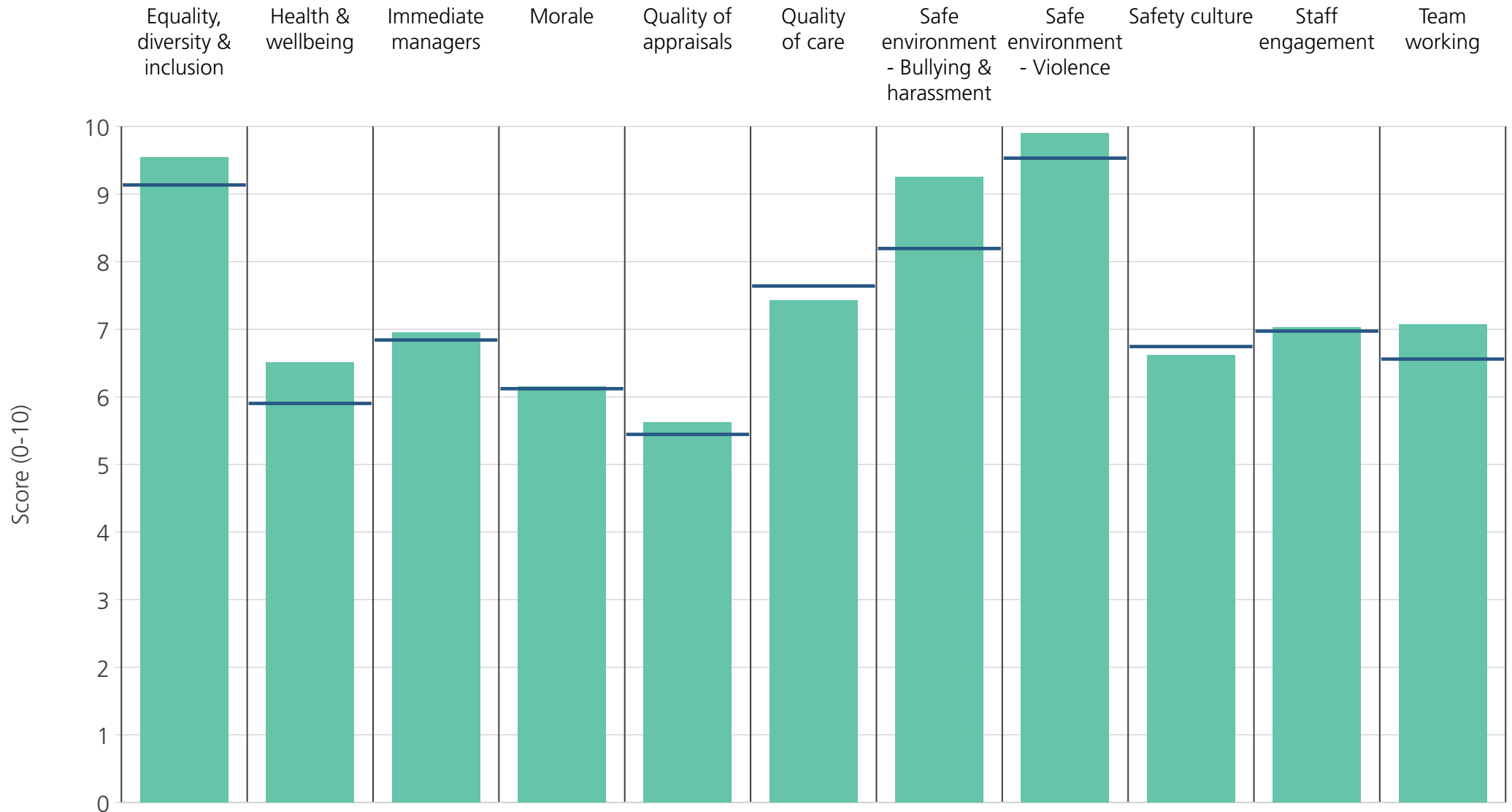


<b>Directorate</b>	9.4	6.3	7.4	6.3	6.1	7.1	9.0	9.9	7.5	7.3	6.9
<b>Your org</b>	9.1	5.9	6.8	6.1	5.4	7.6	8.2	9.5	6.7	7.0	6.6
<b>Responses</b>	31	31	31	31	29	19	31	31	31	32	32



<b>Directorate</b>	9.0	6.4	7.4	6.2	6.1	8.5	8.7	10.0	6.3	7.4	7.6
<b>Your org</b>	9.1	5.9	6.8	6.1	5.4	7.6	8.2	9.5	6.7	7.0	6.6
<b>Responses</b>	20	21	21	21	21	14	21	21	21	21	20





<b>Directorate</b>	9.5	6.5	7.0	6.1	5.6	7.4	9.2	9.9	6.6	7.0	7.1
<b>Your org</b>	9.1	5.9	6.8	6.1	5.4	7.6	8.2	9.5	6.7	7.0	6.6
<b>Responses</b>	114	114	114	112	107	67	113	114	113	114	110