

Kettering General Hospital NHS Foundation Trust

2019 NHS Staff Survey

Directorate Report

Contents

Introduction	3
Themes – Directorates 1	4
Add Prof Scientific and Technic	5
Additional Clinical Services	6
Administrative and Clerical	7
Allied Health Professionals	8
Estates and Ancillary	9
Healthcare Scientists	10
Medical and Dental	11
Nursing and Midwifery Registered	12
Themes – Directorates 2	13
Core Services Division	14
Corporate Division	15
Facilities Division	16
Family Health Division	17
Medicine Division	18
Surgery Division	19

This directorate report for Kettering General Hospital NHS Foundation Trust contains results by directorate for themes from the 2019 NHS Staff Survey. These results are compared to the unweighted average for your organisation.

Please note: It is possible that there are differences between the 'Your org' scores reported in this directorate report and those in the benchmark report. This is because the results in the benchmark report are weighted to allow for fair comparisons between organisations of a similar type. However, in this report comparisons are made within your organisation so the unweighted organisation result is a more appropriate point of comparison.

The directorate breakdowns used in this report were provided and defined by Kettering General Hospital NHS Foundation Trust. Details of how the theme scores were calculated are included in the Technical Document, available to download from our [results website](#).

Key features

Breakdown type and **directorate name** are specified in the header. Black text in the header is hyperlinked: clicking on '2019 NHS Staff Survey Results' navigates back to the contents page.

Directorate results are presented in the context of the (unweighted) **organisation average ('Your org')**, so it is easy to tell if a directorate is performing better or worse than the organisation average. For all themes, a higher score is a better result than a lower score.

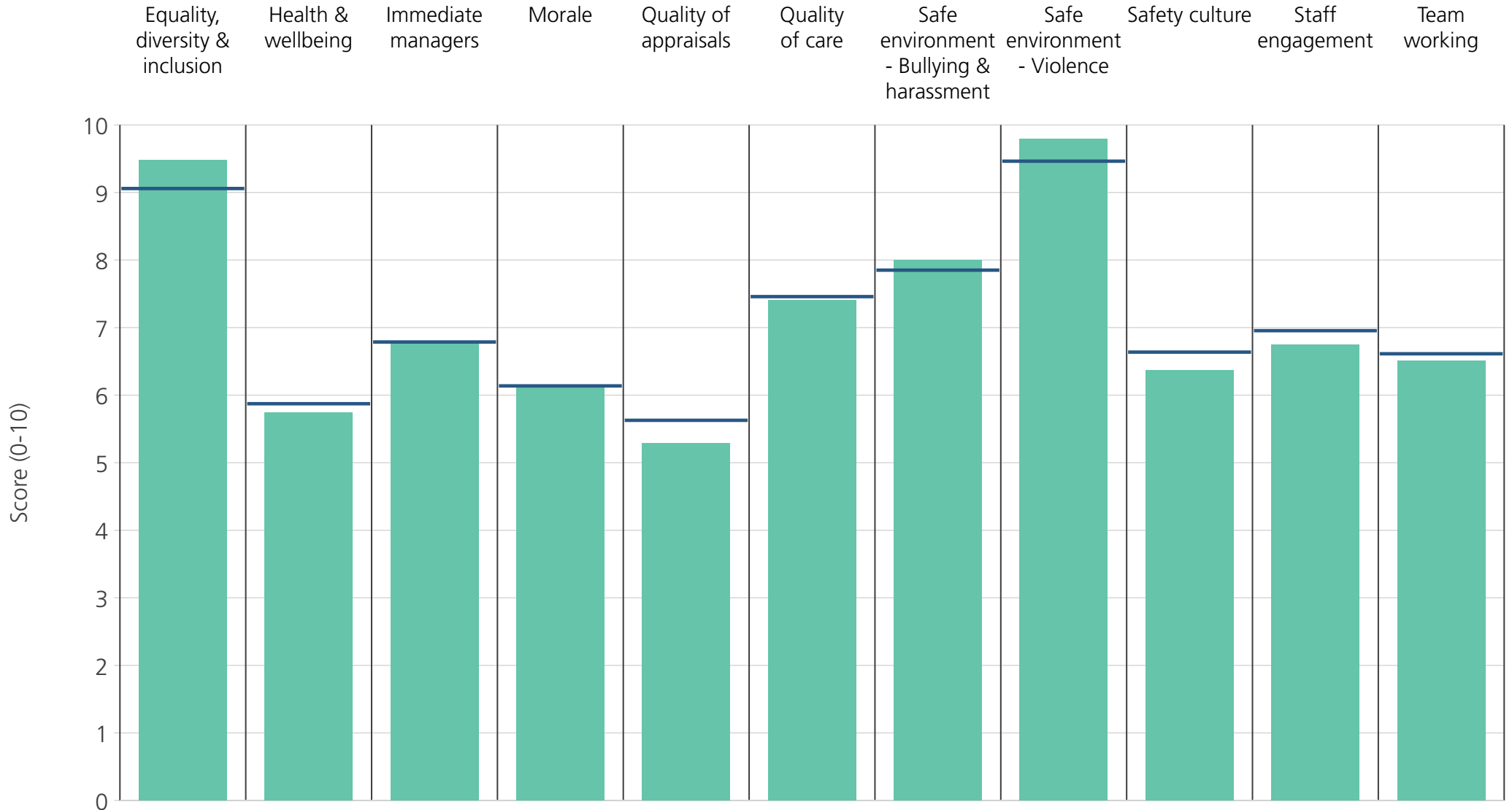
The **number of responses** feeding into each theme score **for the given directorate** is specified below the table containing the directorate and trust scores.



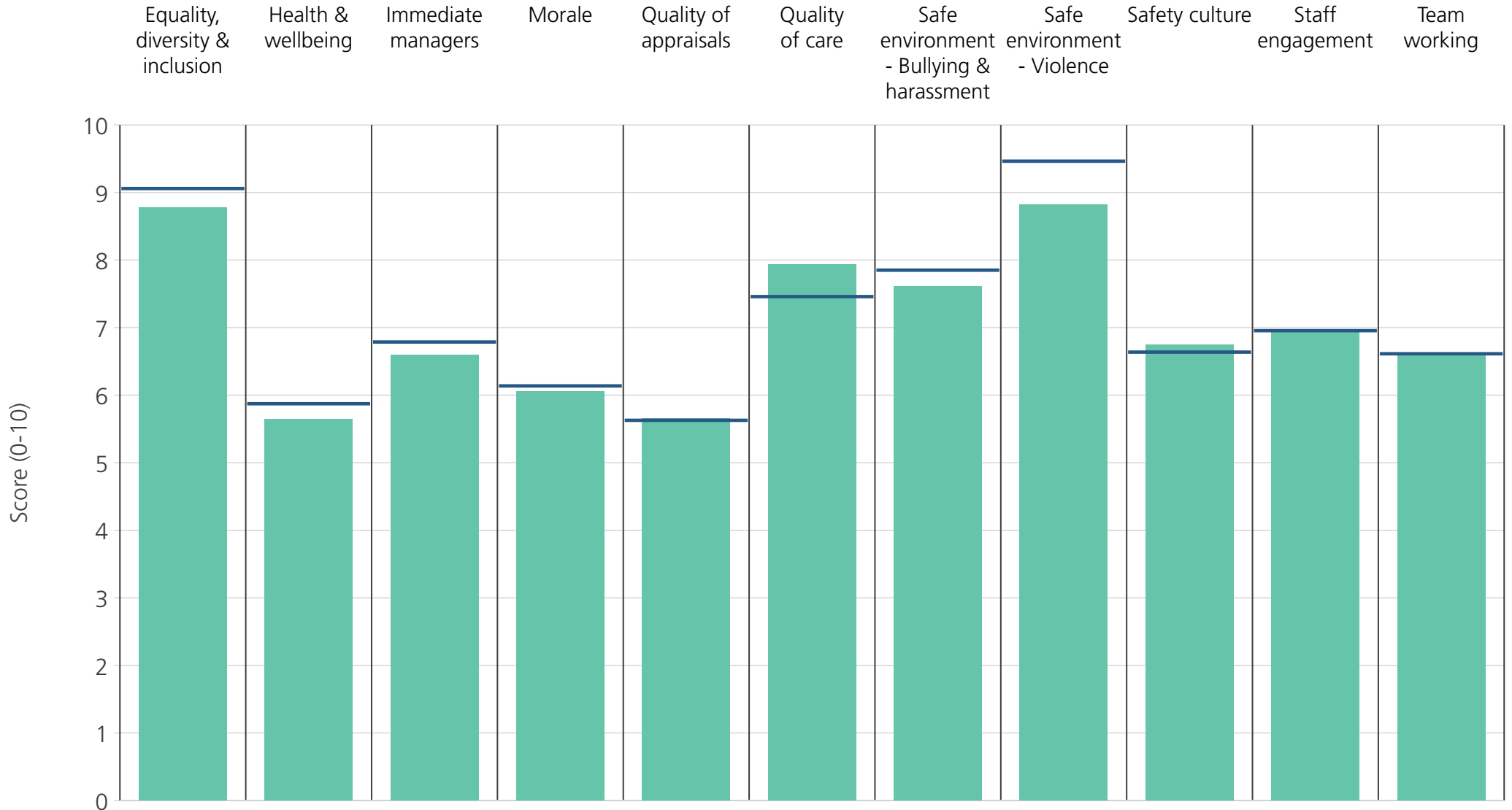
! Note: when there are less than 11 responses in a group, results are suppressed to protect staff confidentiality

Directorates 1

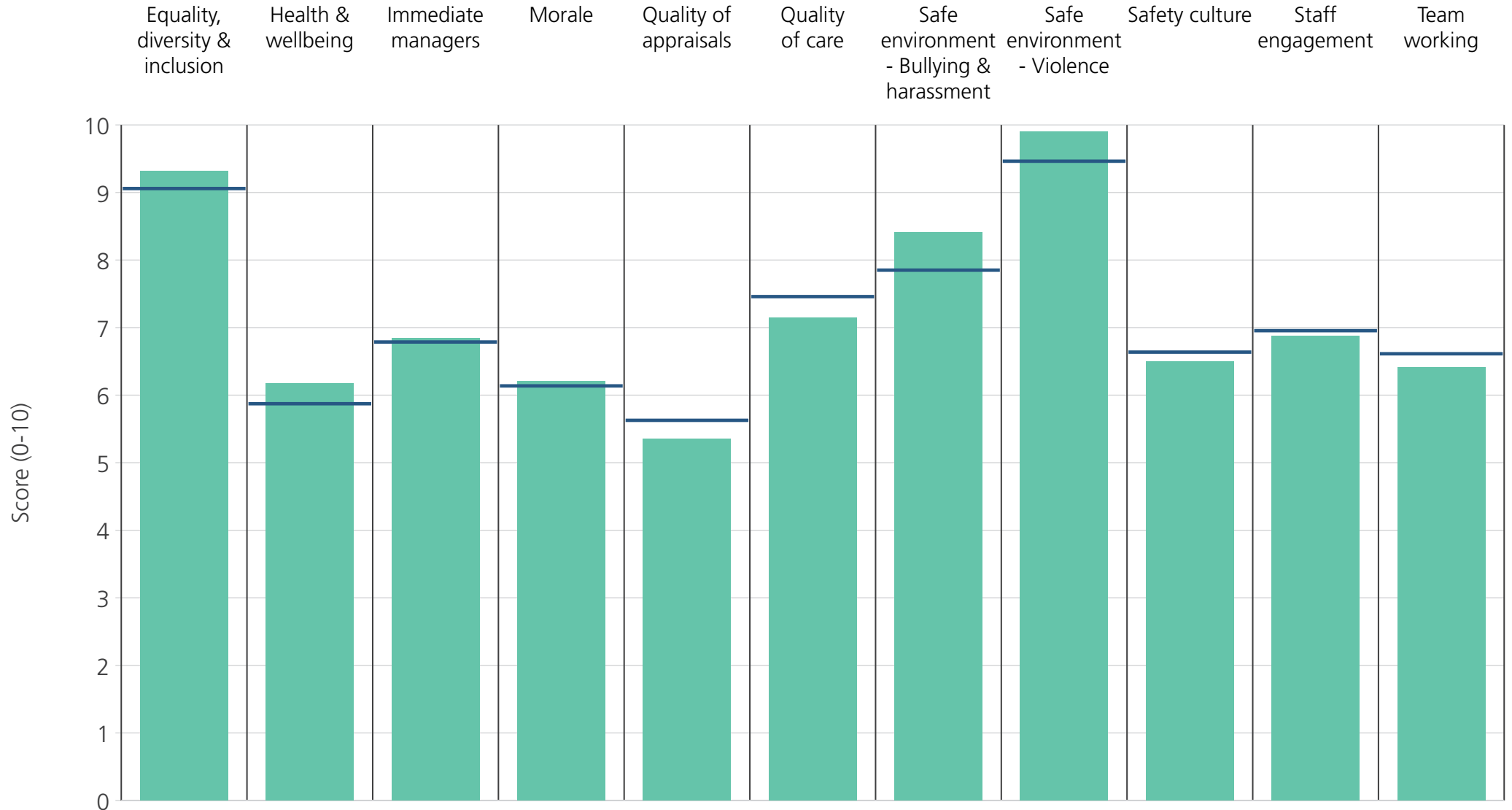
Kettering General Hospital NHS Foundation Trust
2019 NHS Staff Survey Results



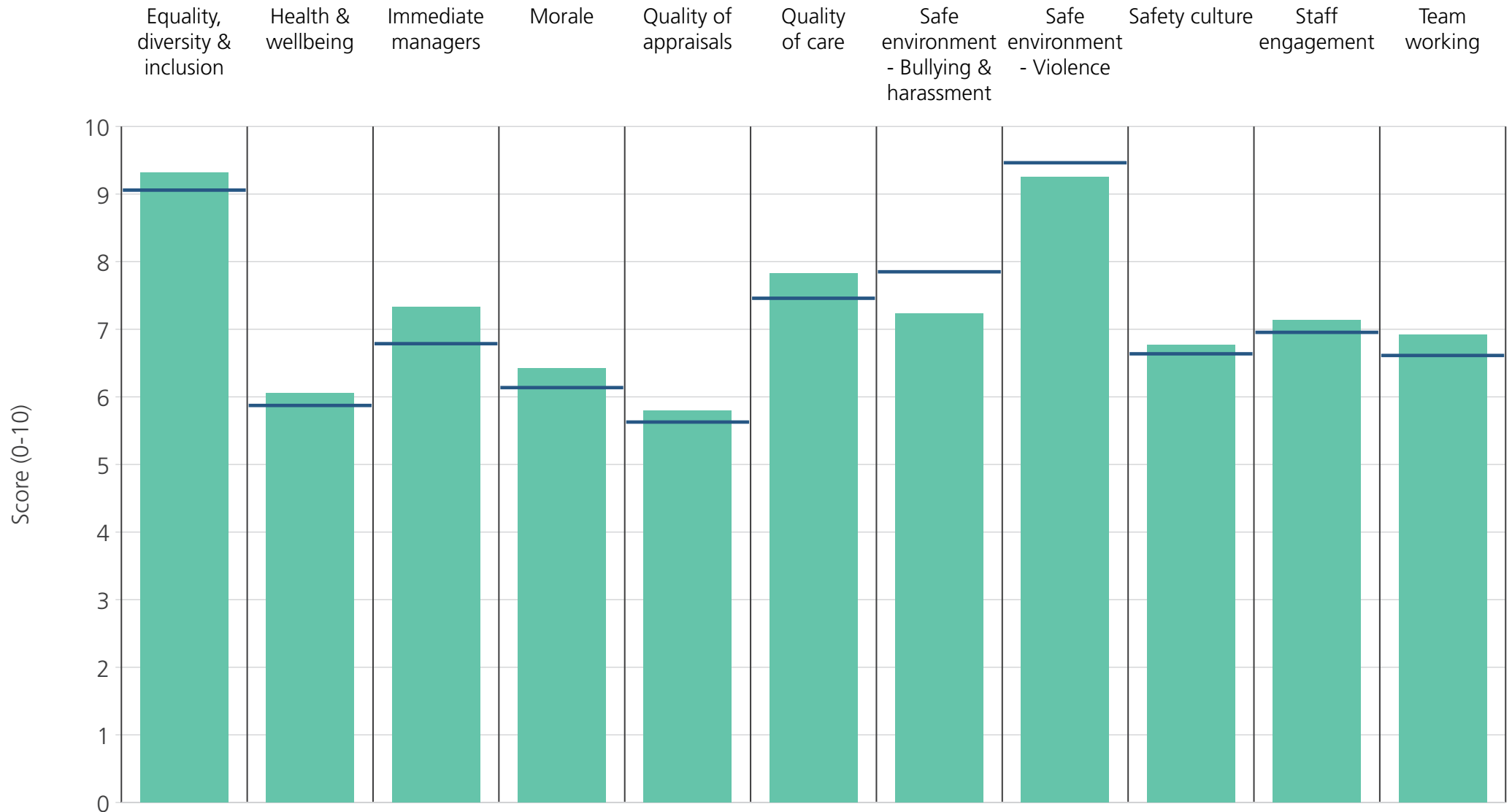
Directorate	9.5	5.7	6.8	6.1	5.3	7.4	8.0	9.8	6.4	6.7	6.5
Your org	9.1	5.9	6.8	6.1	5.6	7.5	7.9	9.5	6.6	7.0	6.6
Responses	84	83	84	83	77	82	84	81	84	84	82



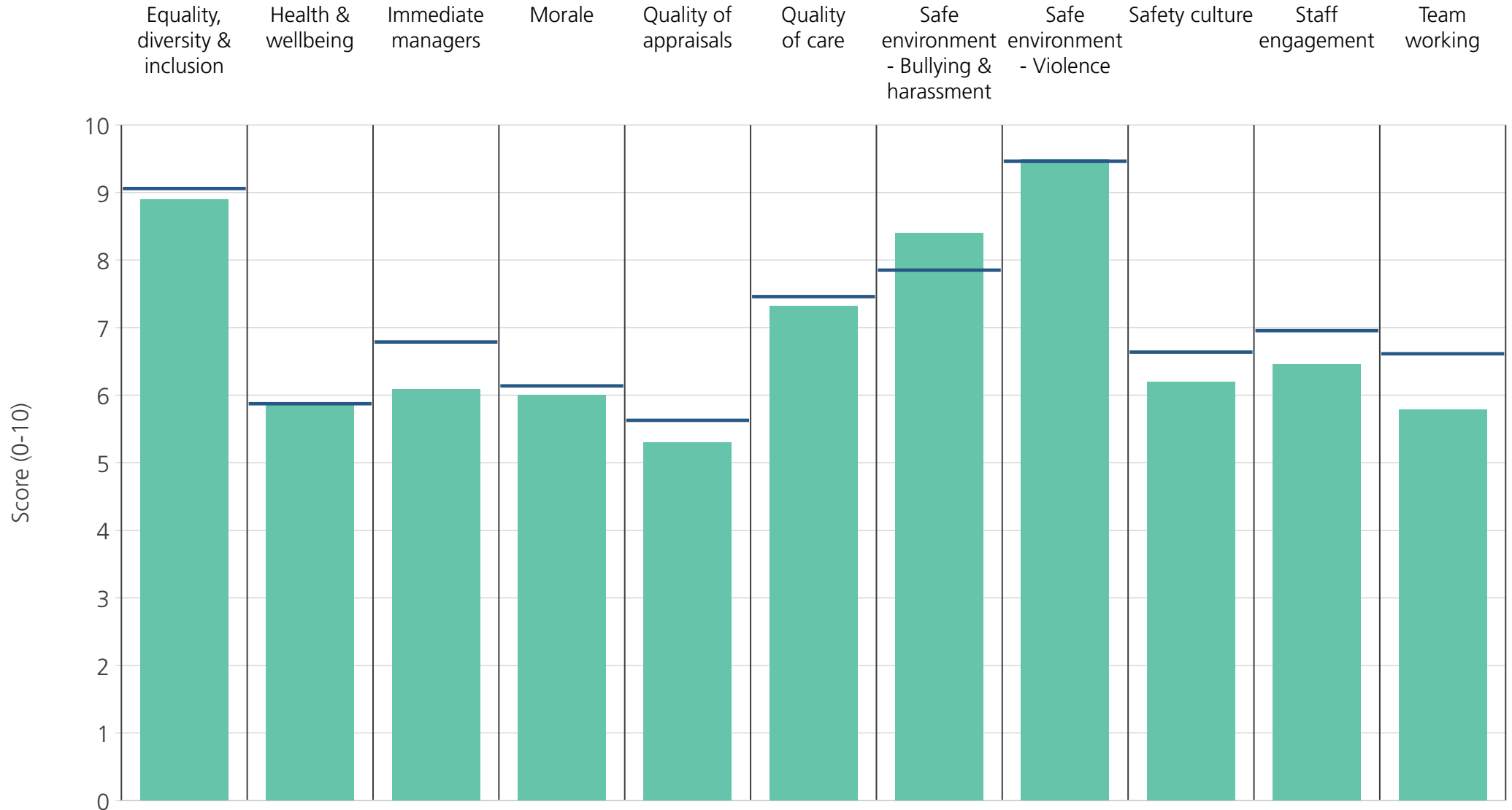
Directorate	8.8	5.6	6.6	6.1	5.7	7.9	7.6	8.8	6.7	6.9	6.6
Your org	9.1	5.9	6.8	6.1	5.6	7.5	7.9	9.5	6.6	7.0	6.6
Responses	336	338	342	333	281	330	337	337	338	343	335



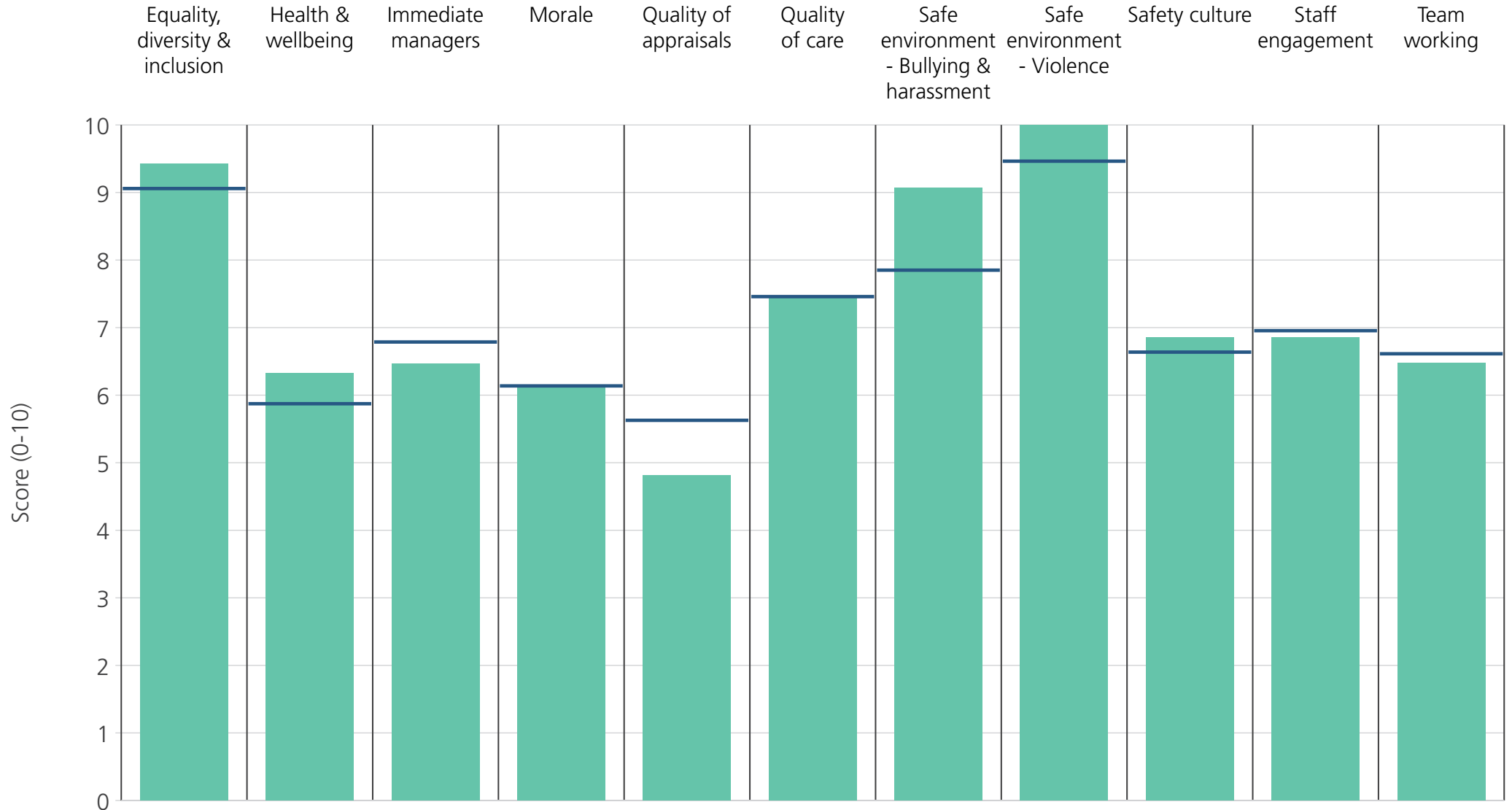
Directorate	9.3	6.2	6.8	6.2	5.4	7.1	8.4	9.9	6.5	6.9	6.4
Your org	9.1	5.9	6.8	6.1	5.6	7.5	7.9	9.5	6.6	7.0	6.6
Responses	624	626	630	626	516	385	627	623	626	635	626



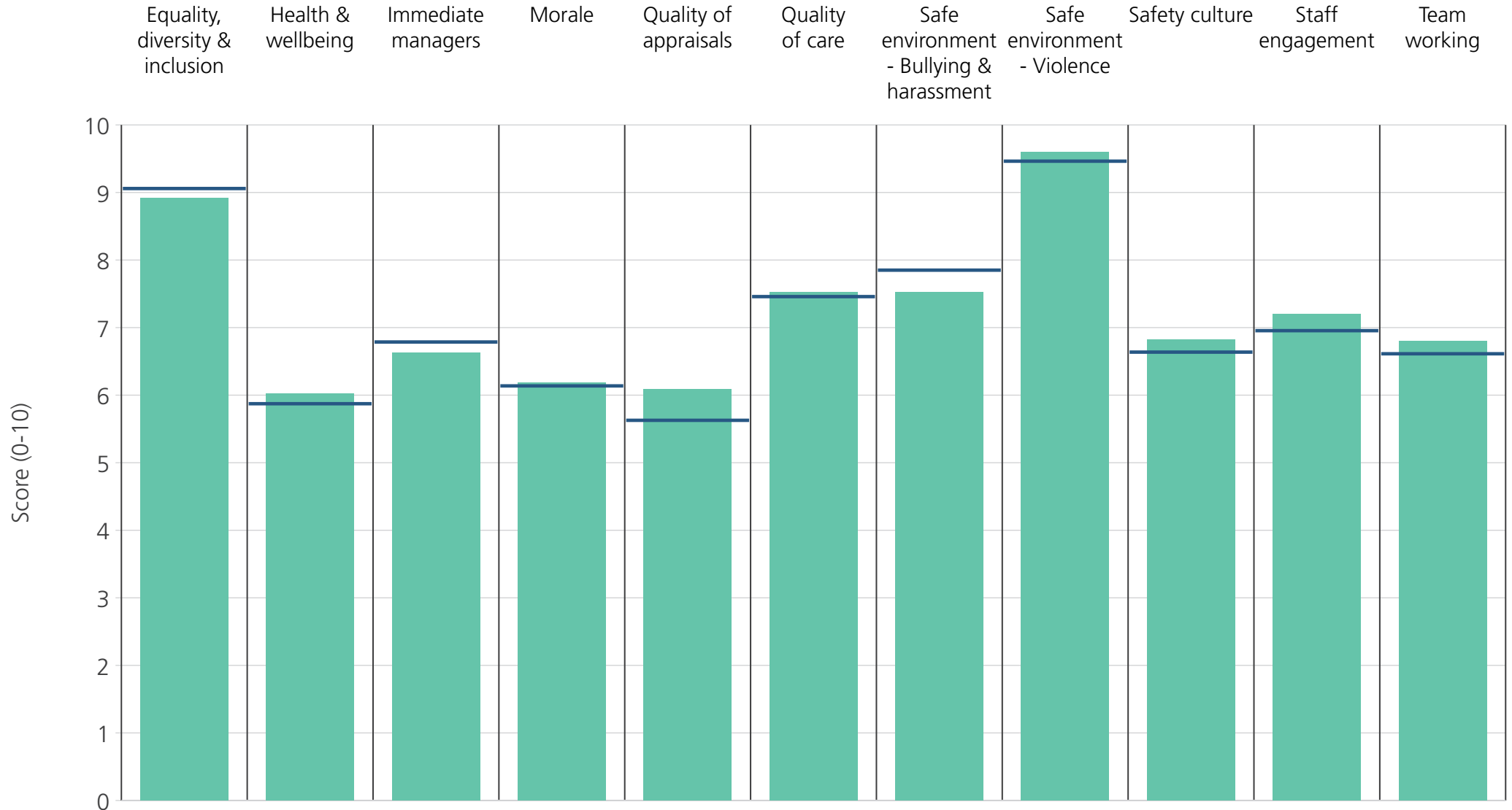
Directorate	9.3	6.1	7.3	6.4	5.8	7.8	7.2	9.3	6.8	7.1	6.9
Your org	9.1	5.9	6.8	6.1	5.6	7.5	7.9	9.5	6.6	7.0	6.6
Responses	89	90	90	90	85	90	89	89	90	91	90



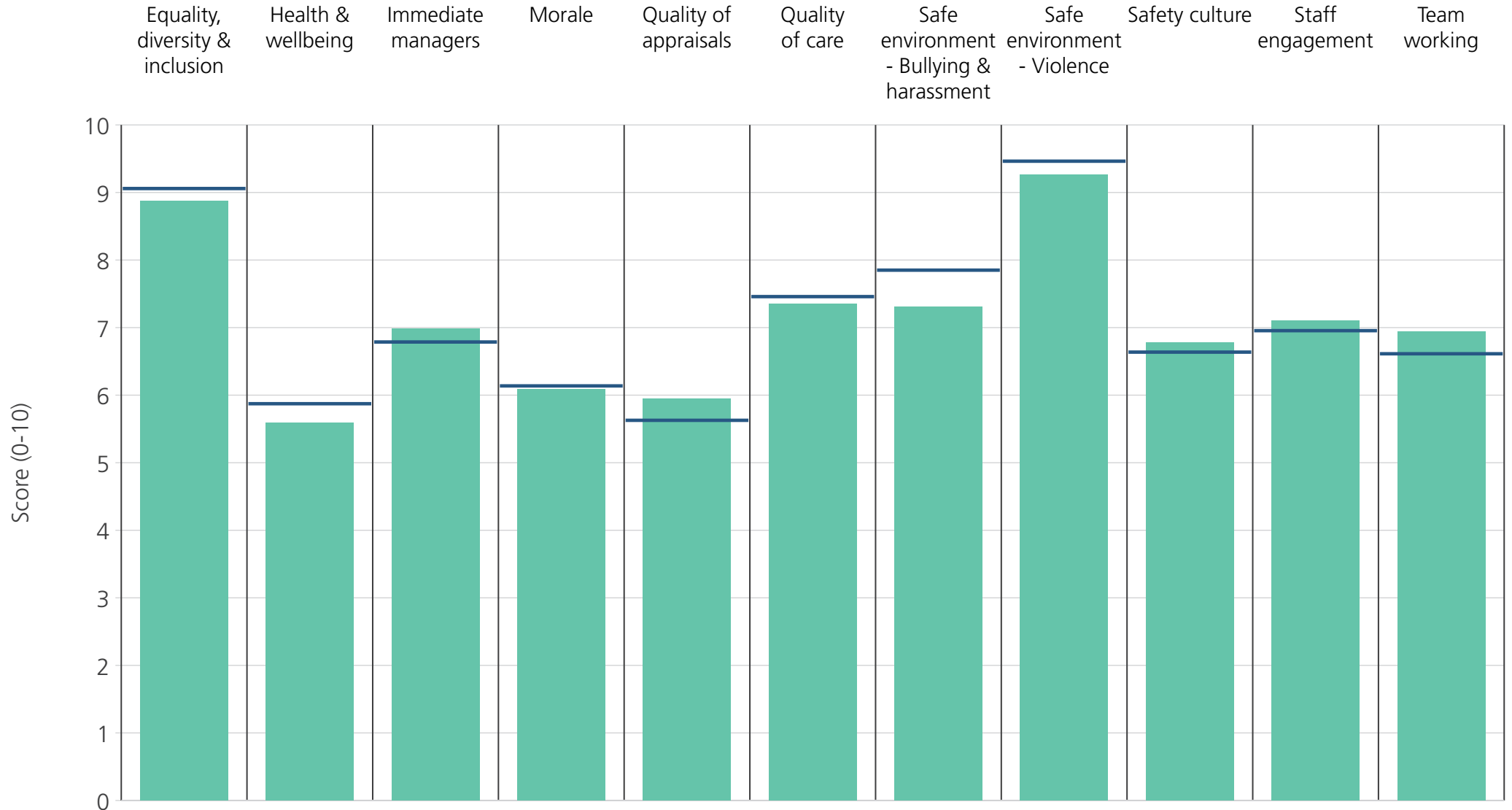
Directorate	8.9	5.9	6.1	6.0	5.3	7.3	8.4	9.5	6.2	6.5	5.8
Your org	9.1	5.9	6.8	6.1	5.6	7.5	7.9	9.5	6.6	7.0	6.6
Responses	128	130	130	129	99	95	128	130	131	130	124



Directorate	9.4	6.3	6.5	6.1	4.8	7.4	9.1	10.0	6.9	6.8	6.5
Your org	9.1	5.9	6.8	6.1	5.6	7.5	7.9	9.5	6.6	7.0	6.6
Responses	61	61	61	61	54	58	61	61	61	61	61



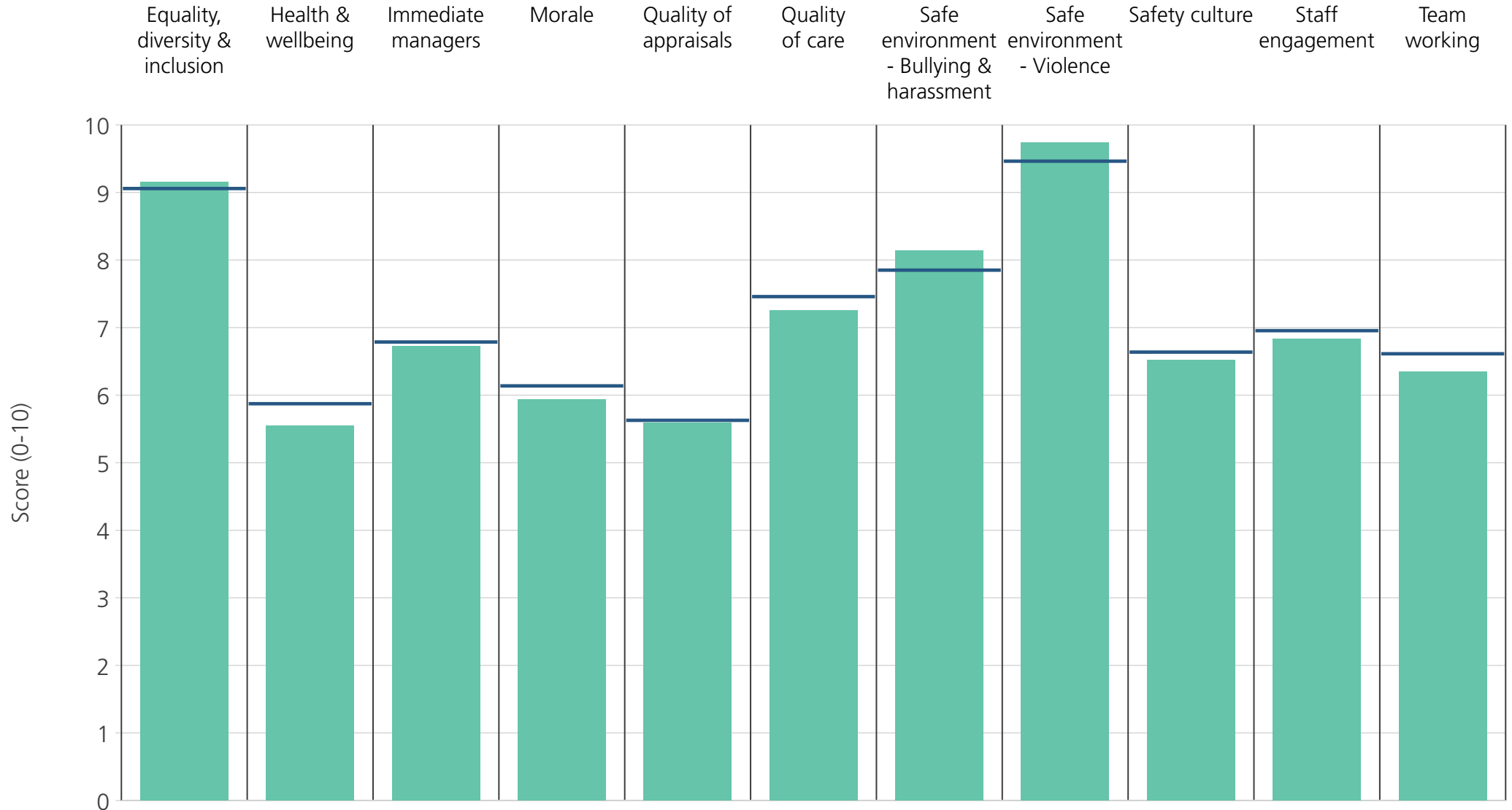
Directorate	8.9	6.0	6.6	6.2	6.1	7.5	7.5	9.6	6.8	7.2	6.8
Your org	9.1	5.9	6.8	6.1	5.6	7.5	7.9	9.5	6.6	7.0	6.6
Responses	156	159	158	157	130	160	159	158	156	160	158



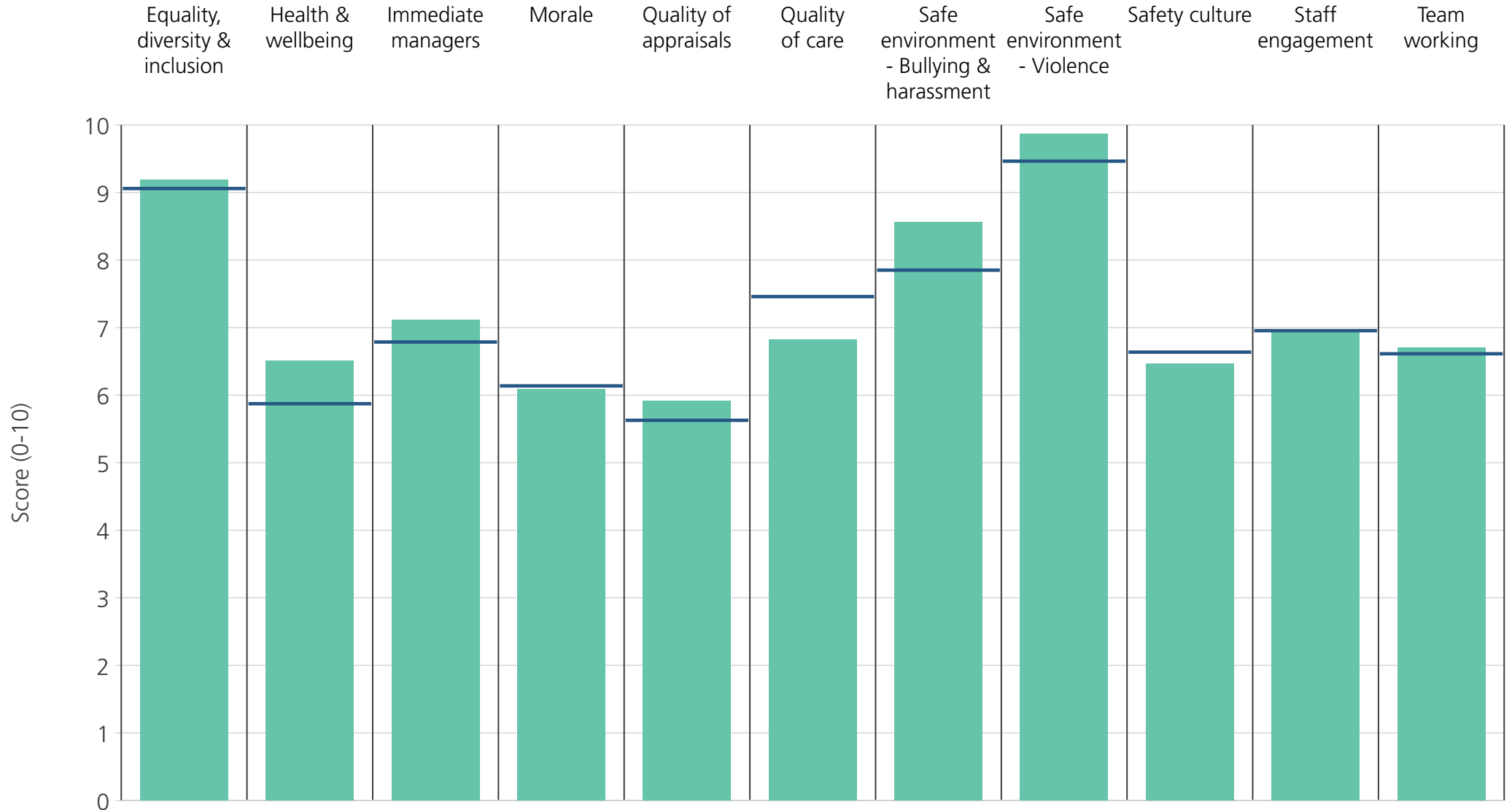
Directorate	8.9	5.6	7.0	6.1	5.9	7.4	7.3	9.3	6.8	7.1	6.9
Your org	9.1	5.9	6.8	6.1	5.6	7.5	7.9	9.5	6.6	7.0	6.6
Responses	579	584	584	577	505	584	582	583	580	590	579

Directorates 2

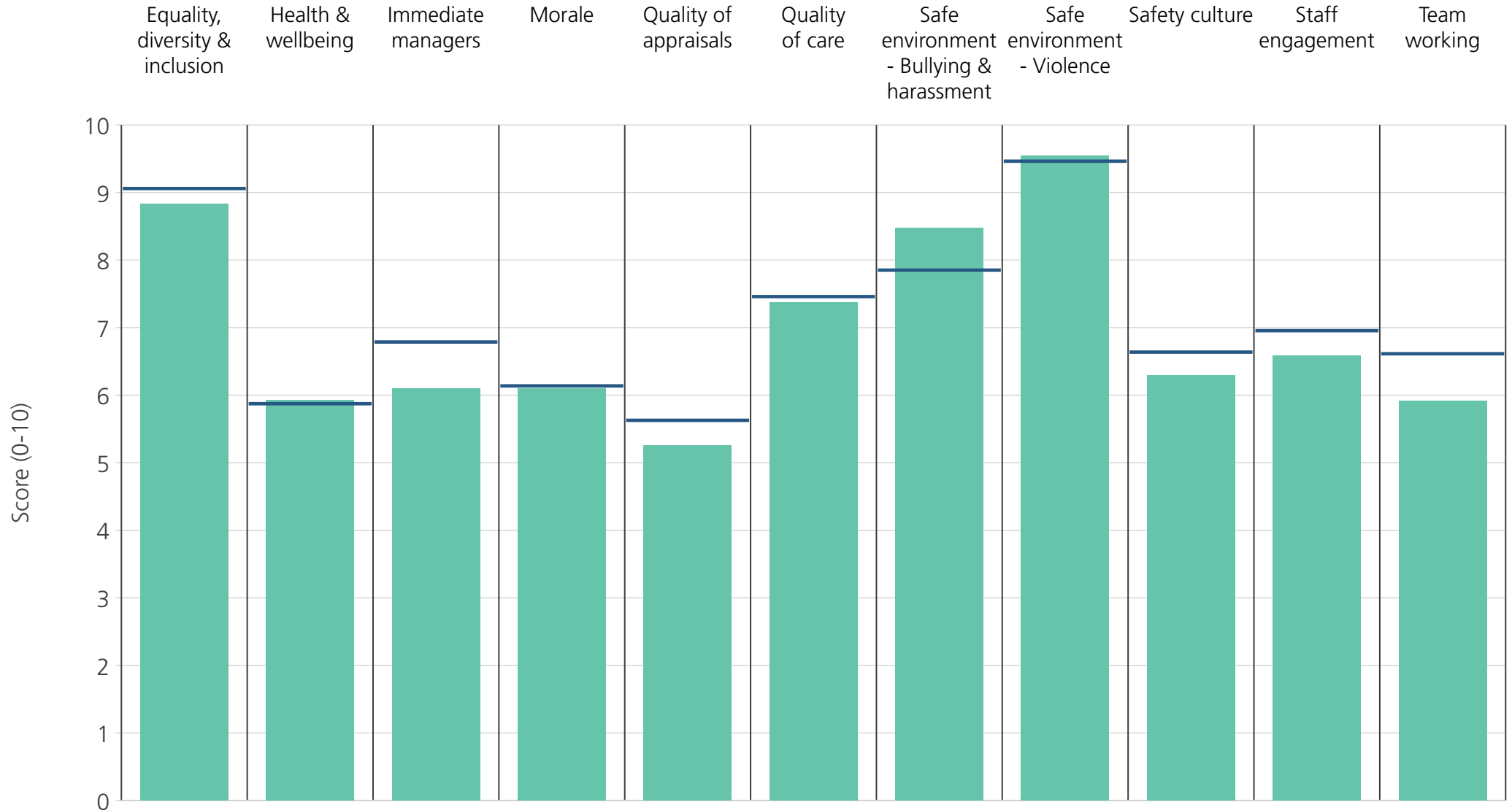
Kettering General Hospital NHS Foundation Trust
2019 NHS Staff Survey Results



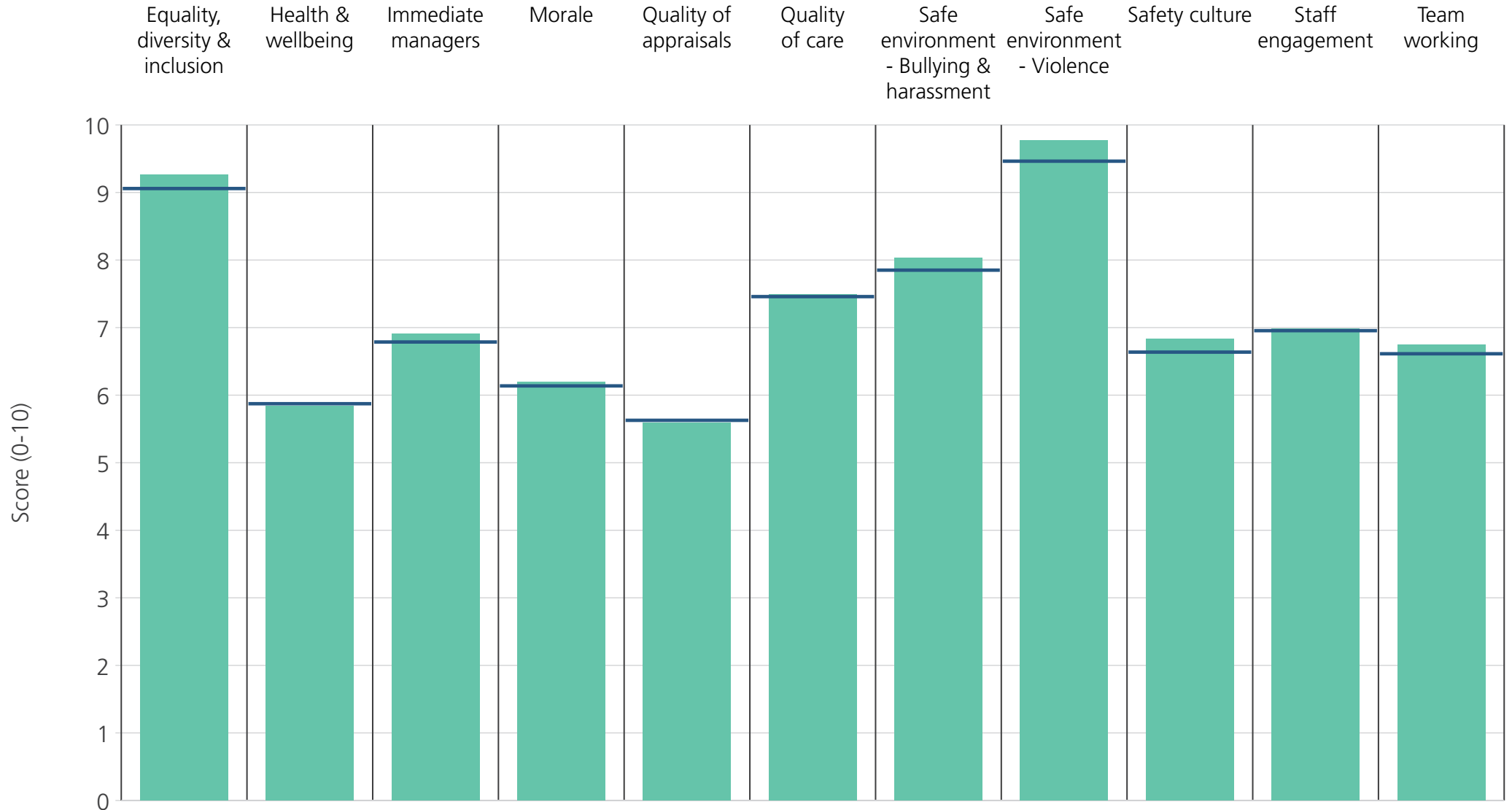
Directorate	9.2	5.5	6.7	5.9	5.6	7.3	8.1	9.7	6.5	6.8	6.3
Your org	9.1	5.9	6.8	6.1	5.6	7.5	7.9	9.5	6.6	7.0	6.6
Responses	52	52	52	52	40	37	52	51	51	54	54



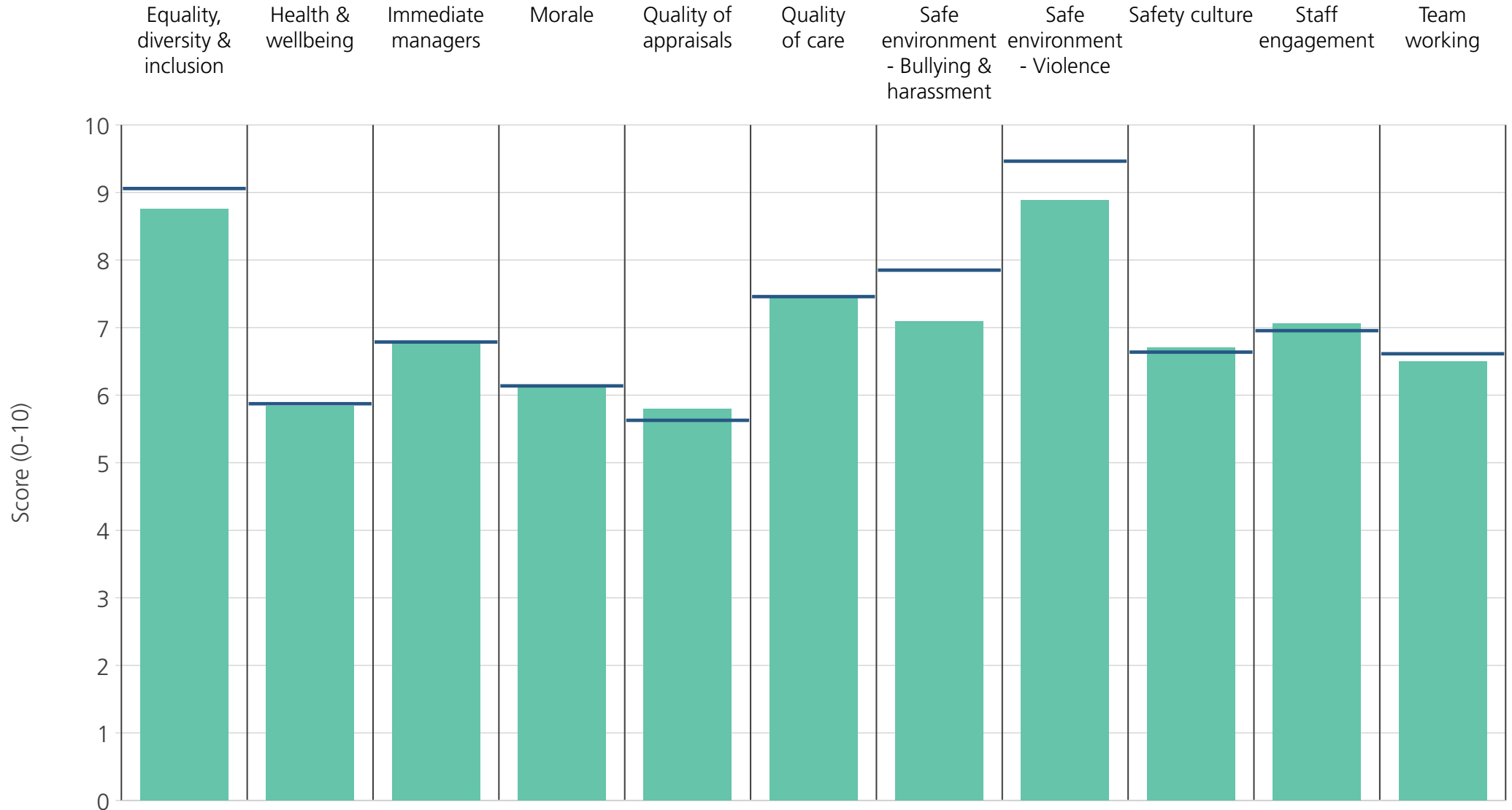
Directorate	9.2	6.5	7.1	6.1	5.9	6.8	8.6	9.9	6.5	7.0	6.7
Your org	9.1	5.9	6.8	6.1	5.6	7.5	7.9	9.5	6.6	7.0	6.6
Responses	284	286	286	284	226	146	285	284	285	289	285



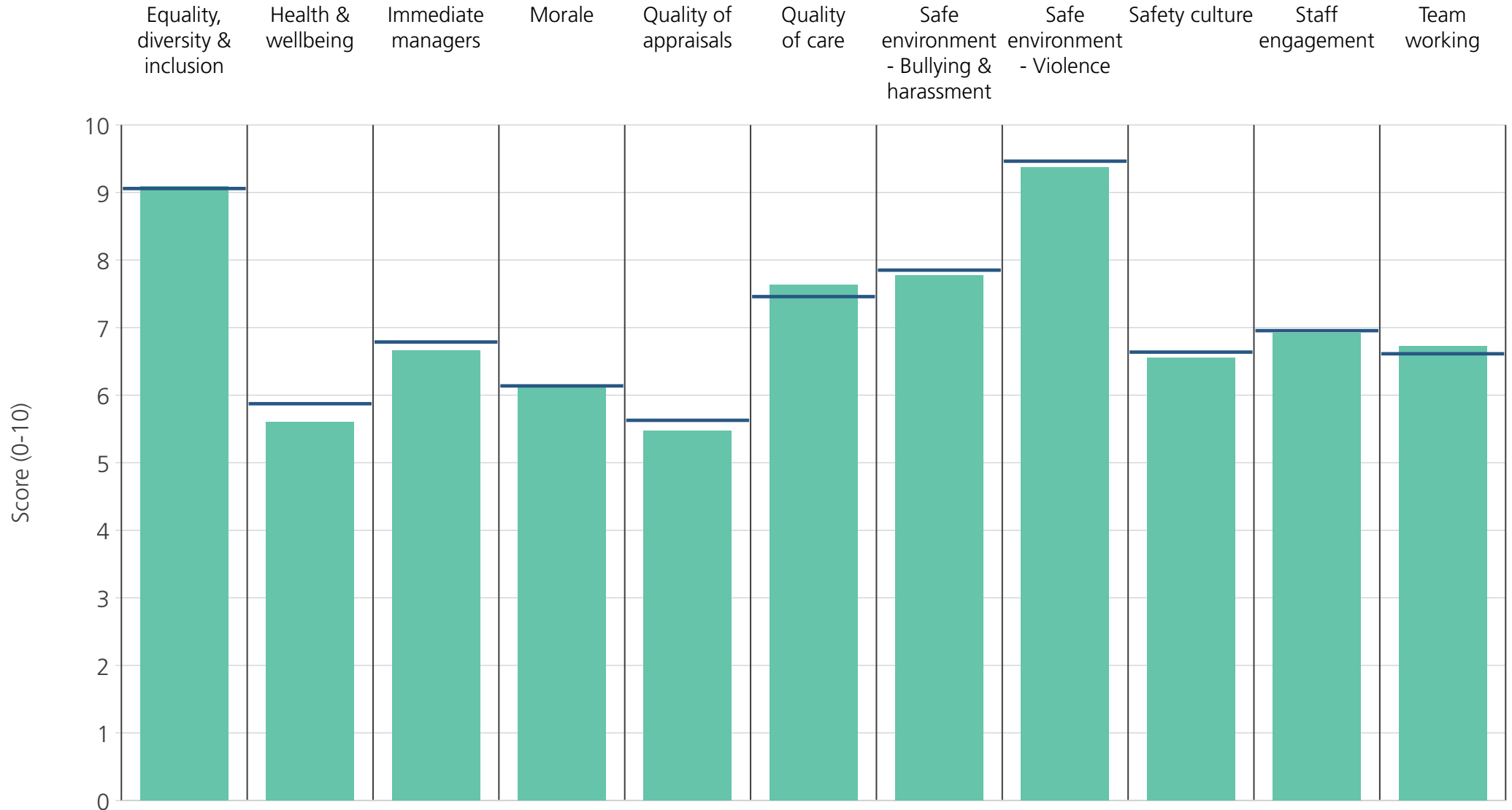
Directorate	8.8	5.9	6.1	6.1	5.3	7.4	8.5	9.5	6.3	6.6	5.9
Your org	9.1	5.9	6.8	6.1	5.6	7.5	7.9	9.5	6.6	7.0	6.6
Responses	140	140	140	140	111	100	139	140	141	139	133



Directorate	9.3	5.8	6.9	6.2	5.6	7.5	8.0	9.8	6.8	7.0	6.7
Your org	9.1	5.9	6.8	6.1	5.6	7.5	7.9	9.5	6.6	7.0	6.6
Responses	600	600	606	598	533	556	597	601	602	608	593



Directorate	8.8	5.8	6.8	6.1	5.8	7.5	7.1	8.9	6.7	7.1	6.5
Your org	9.1	5.9	6.8	6.1	5.6	7.5	7.9	9.5	6.6	7.0	6.6
Responses	481	486	487	482	393	455	488	485	484	491	484



Directorate	9.1	5.6	6.7	6.1	5.5	7.6	7.8	9.4	6.5	6.9	6.7
Your org	9.1	5.9	6.8	6.1	5.6	7.5	7.9	9.5	6.6	7.0	6.6
Responses	500	507	508	500	444	490	506	501	503	513	506