

# 2Gether NHS Foundation Trust

2019 NHS Staff Survey

**Directorate Report**

**Contents**

Introduction . . . . .	3
Themes – Directorates 1 . . . . .	4
Add Prof Scientific and Technic . . . . .	5
Additional Clinical Services . . . . .	6
Administrative and Clerical . . . . .	7
Allied Health Professionals . . . . .	8
Estates and Ancillary . . . . .	9
Medical and Dental . . . . .	10
Nursing and Midwifery Registered . . . . .	11
Themes – Directorates 2 . . . . .	12
Corporate Trustwide . . . . .	13
Countywide Services . . . . .	14
CYPs & CAMHS . . . . .	15
Entry Services Gloucestershire . . . . .	16
Gloucestershire North Services . . . . .	17
Gloucestershire South Services . . . . .	18
Gloucestershire West Services . . . . .	19
Herefordshire Services . . . . .	20
Medical Directorate . . . . .	21
Social Care Management Services . . . . .	22

This directorate report for 2Gether NHS Foundation Trust contains results by directorate for themes from the 2019 NHS Staff Survey. These results are compared to the unweighted average for your organisation.

**Please note:** It is possible that there are differences between the 'Your org' scores reported in this directorate report and those in the benchmark report. This is because the results in the benchmark report are weighted to allow for fair comparisons between organisations of a similar type. However, in this report comparisons are made within your organisation so the unweighted organisation result is a more appropriate point of comparison.

The directorate breakdowns used in this report were provided and defined by 2Gether NHS Foundation Trust. Details of how the theme scores were calculated are included in the Technical Document, available to download from our [results website](#).

## Key features

Breakdown type and **directorate name** are specified in the header. Black text in the header is hyperlinked: clicking on '2019 NHS Staff Survey Results' navigates back to the contents page.

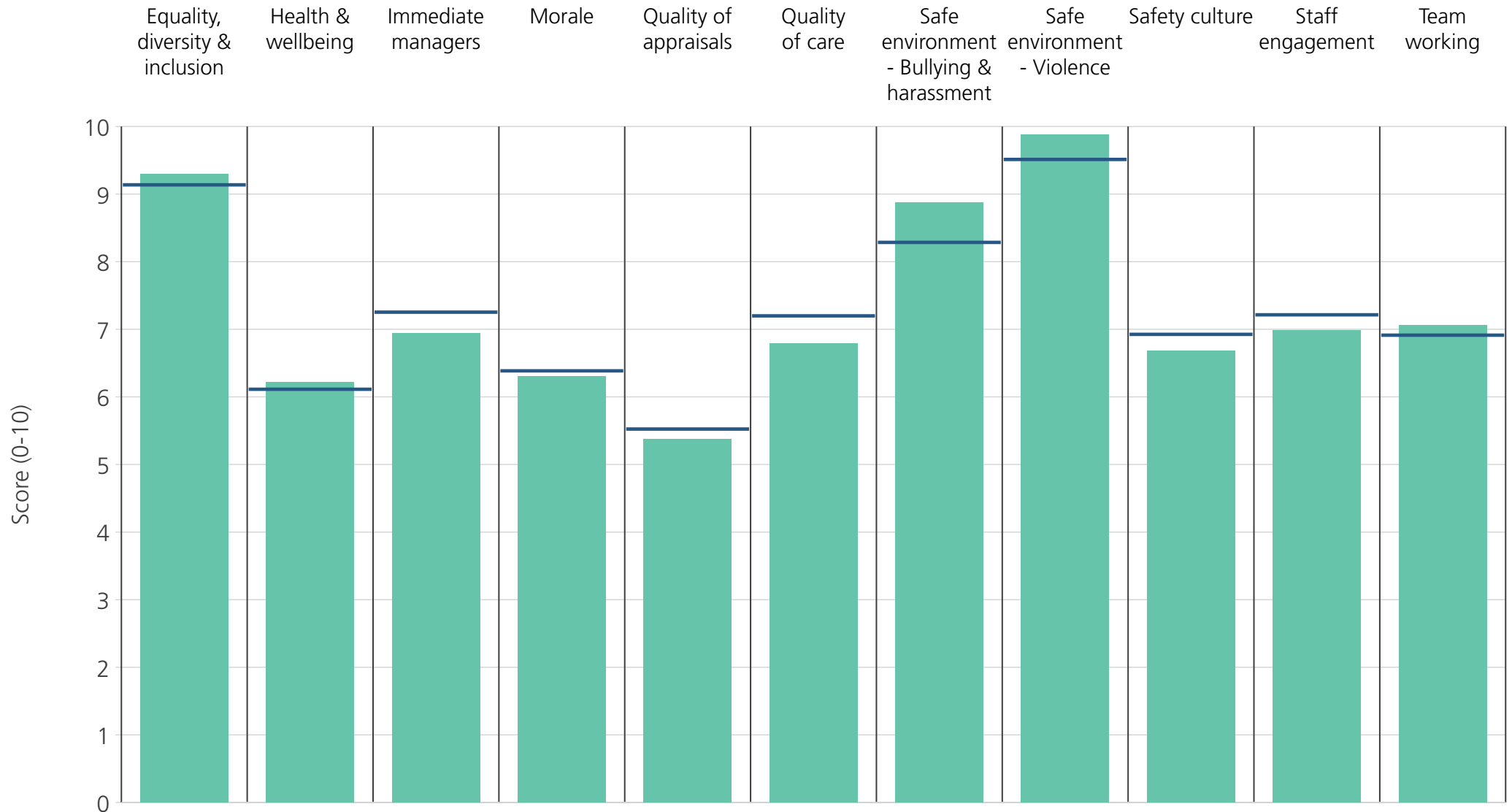
Directorate results are presented in the context of the (unweighted) **organisation average ('Your org')**, so it is easy to tell if a directorate is performing better or worse than the organisation average. For all themes, a higher score is a better result than a lower score.

The **number of responses** feeding into each theme score **for the given directorate** is specified below the table containing the directorate and trust scores.

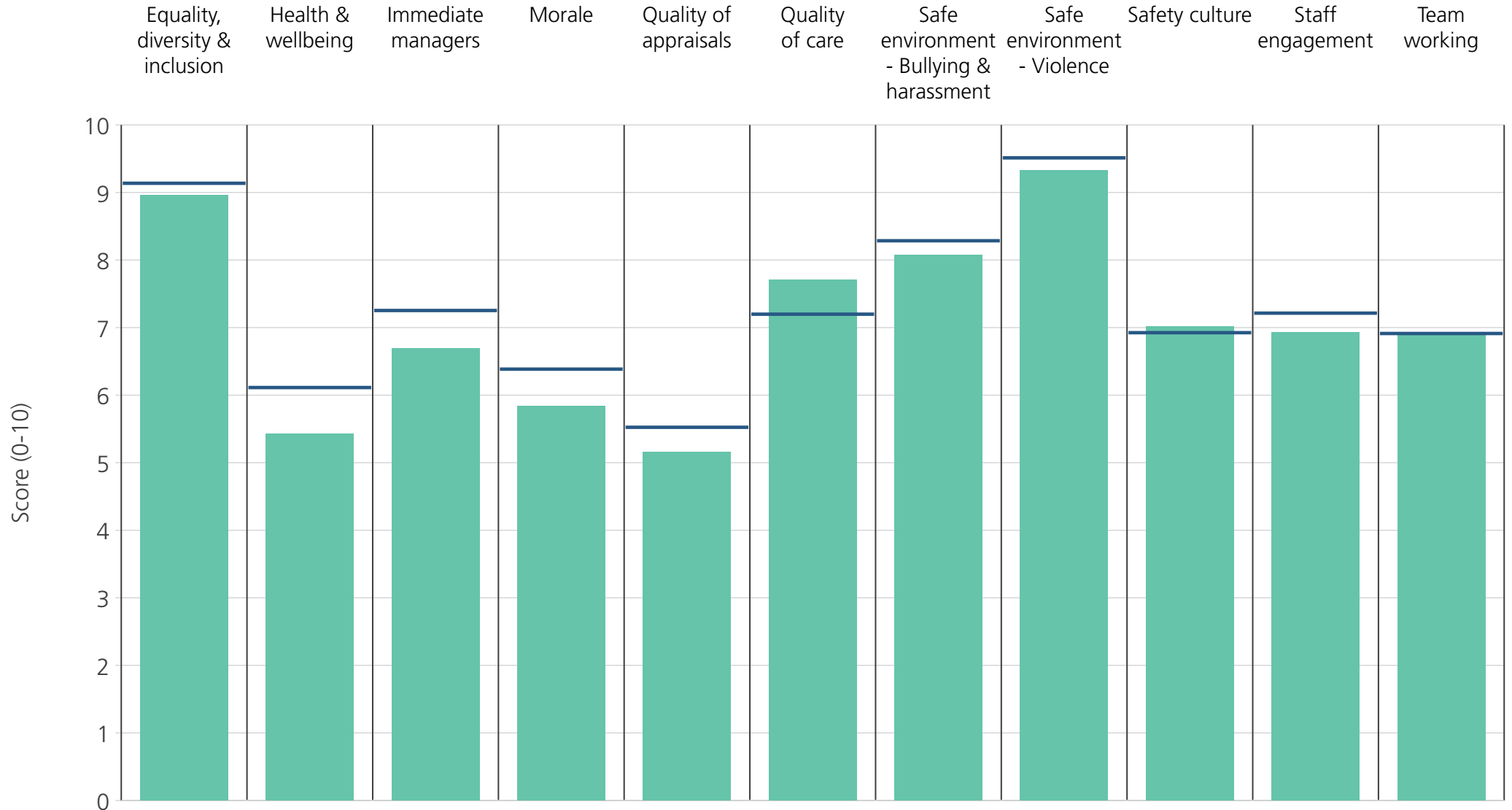


**! Note:** when there are less than 11 responses in a group, results are suppressed to protect staff confidentiality

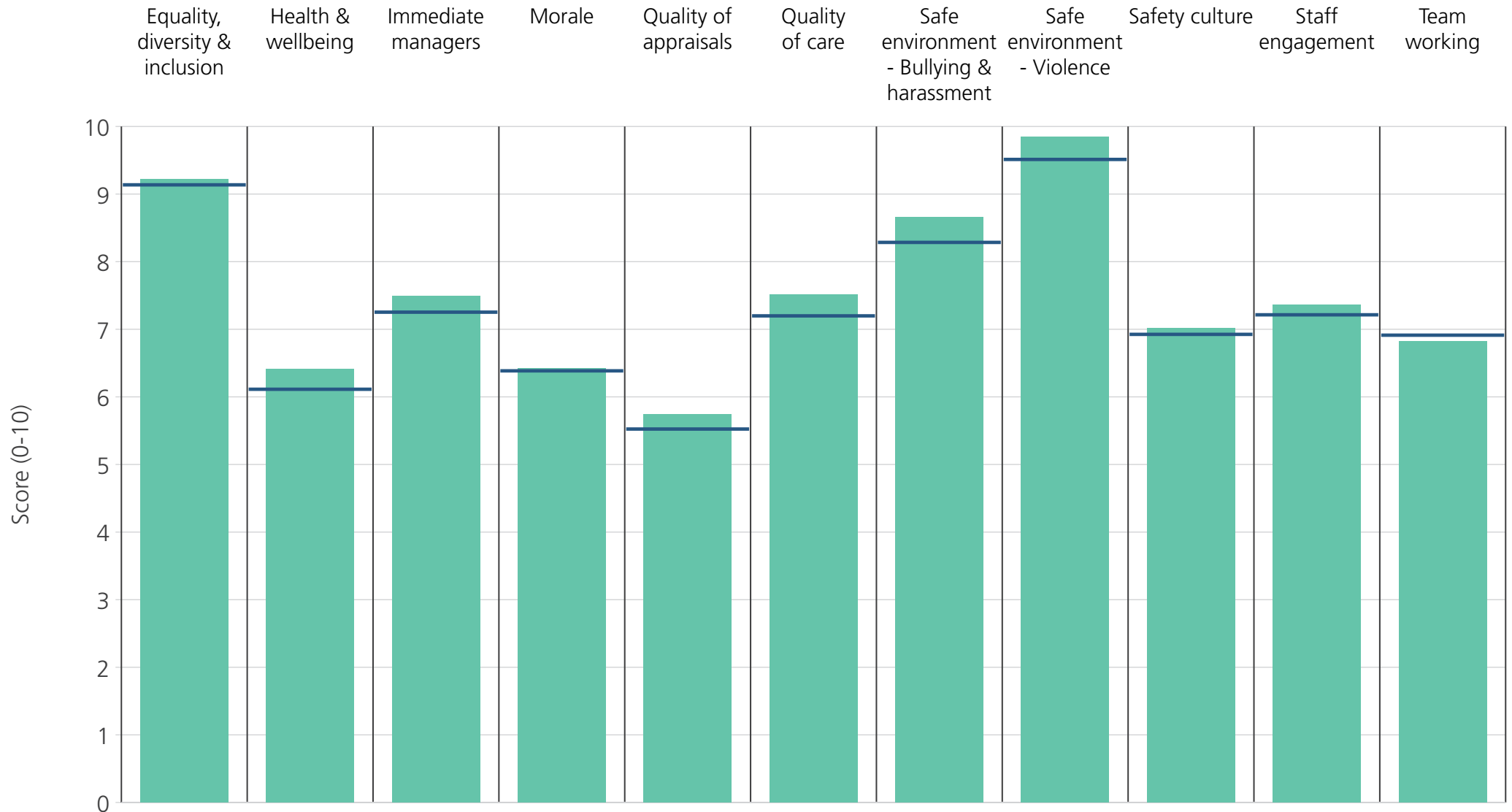
# Directorates 1



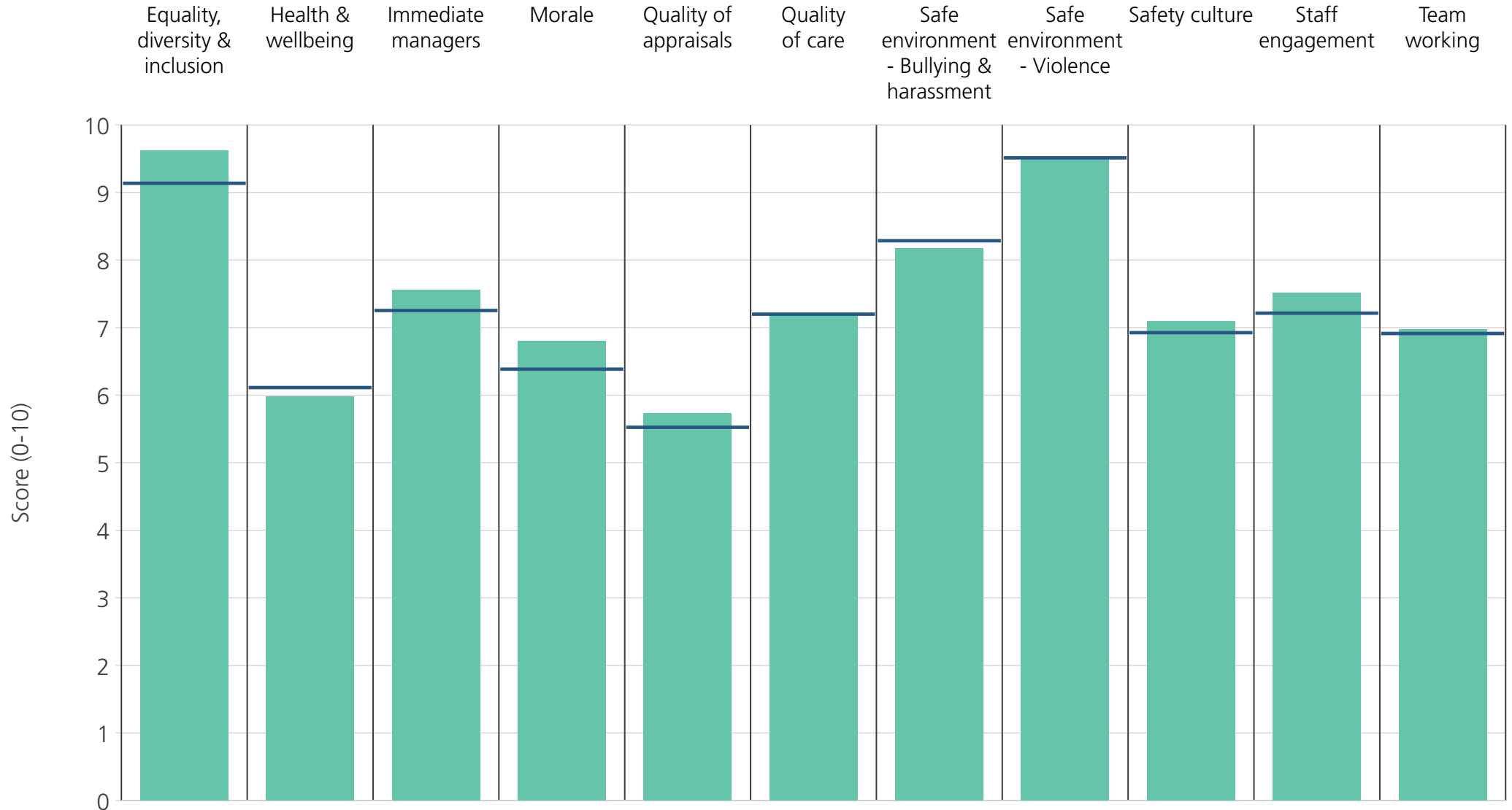
<b>Directorate</b>	9.3	6.2	6.9	6.3	5.4	6.8	8.9	9.9	6.7	7.0	7.1
<b>Your org</b>	9.1	6.1	7.3	6.4	5.5	7.2	8.3	9.5	6.9	7.2	6.9
<b>Responses</b>	83	84	84	83	74	83	84	84	83	86	83



<b>Directorate</b>	9.0	5.4	6.7	5.8	5.2	7.7	8.1	9.3	7.0	6.9	6.9
<b>Your org</b>	9.1	6.1	7.3	6.4	5.5	7.2	8.3	9.5	6.9	7.2	6.9
<b>Responses</b>	65	64	65	64	54	66	65	64	65	67	64

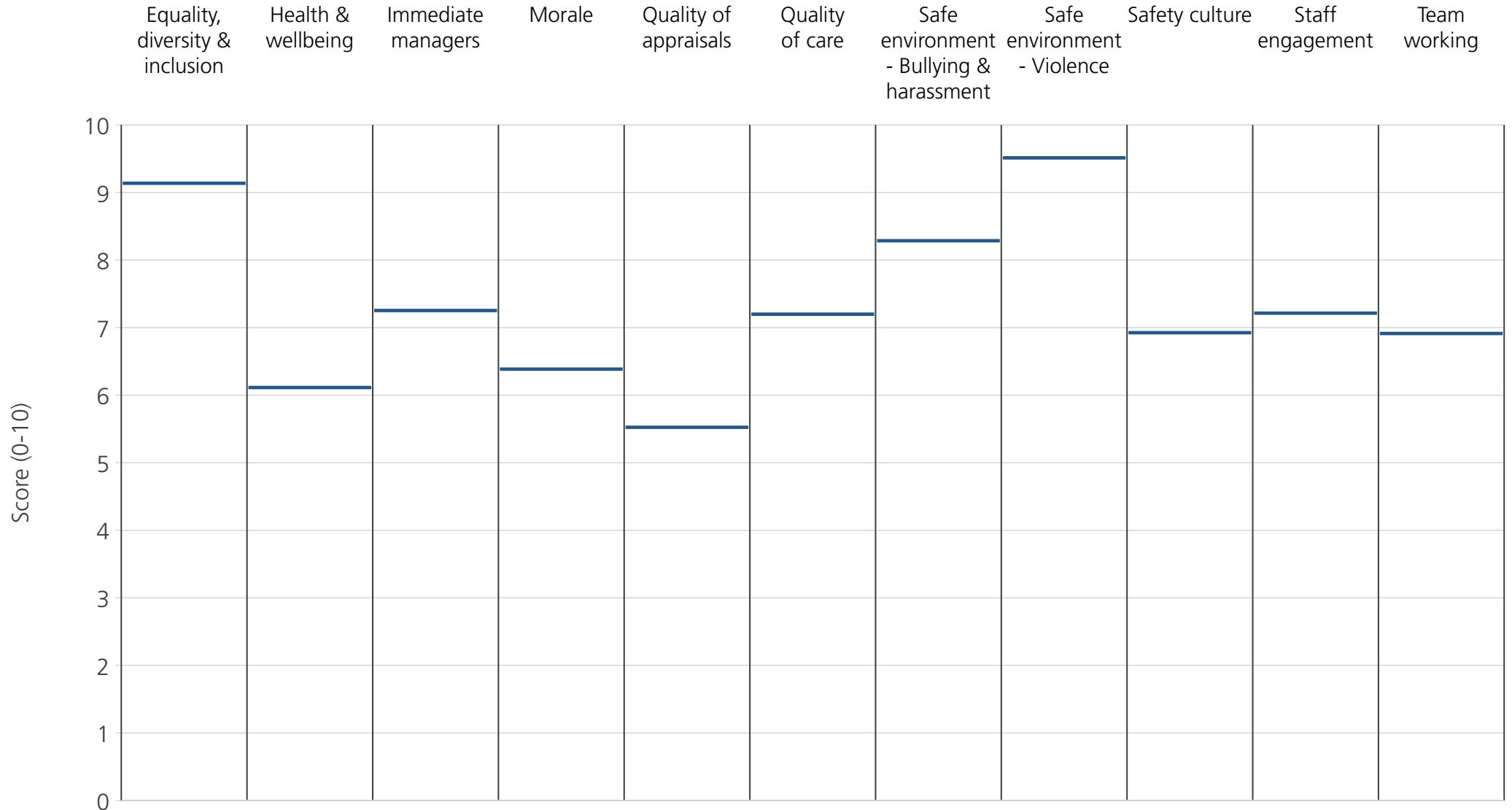


<b>Directorate</b>	9.2	6.4	7.5	6.4	5.7	7.5	8.7	9.8	7.0	7.4	6.8
<b>Your org</b>	9.1	6.1	7.3	6.4	5.5	7.2	8.3	9.5	6.9	7.2	6.9
<b>Responses</b>	269	272	275	272	220	119	271	269	269	275	273

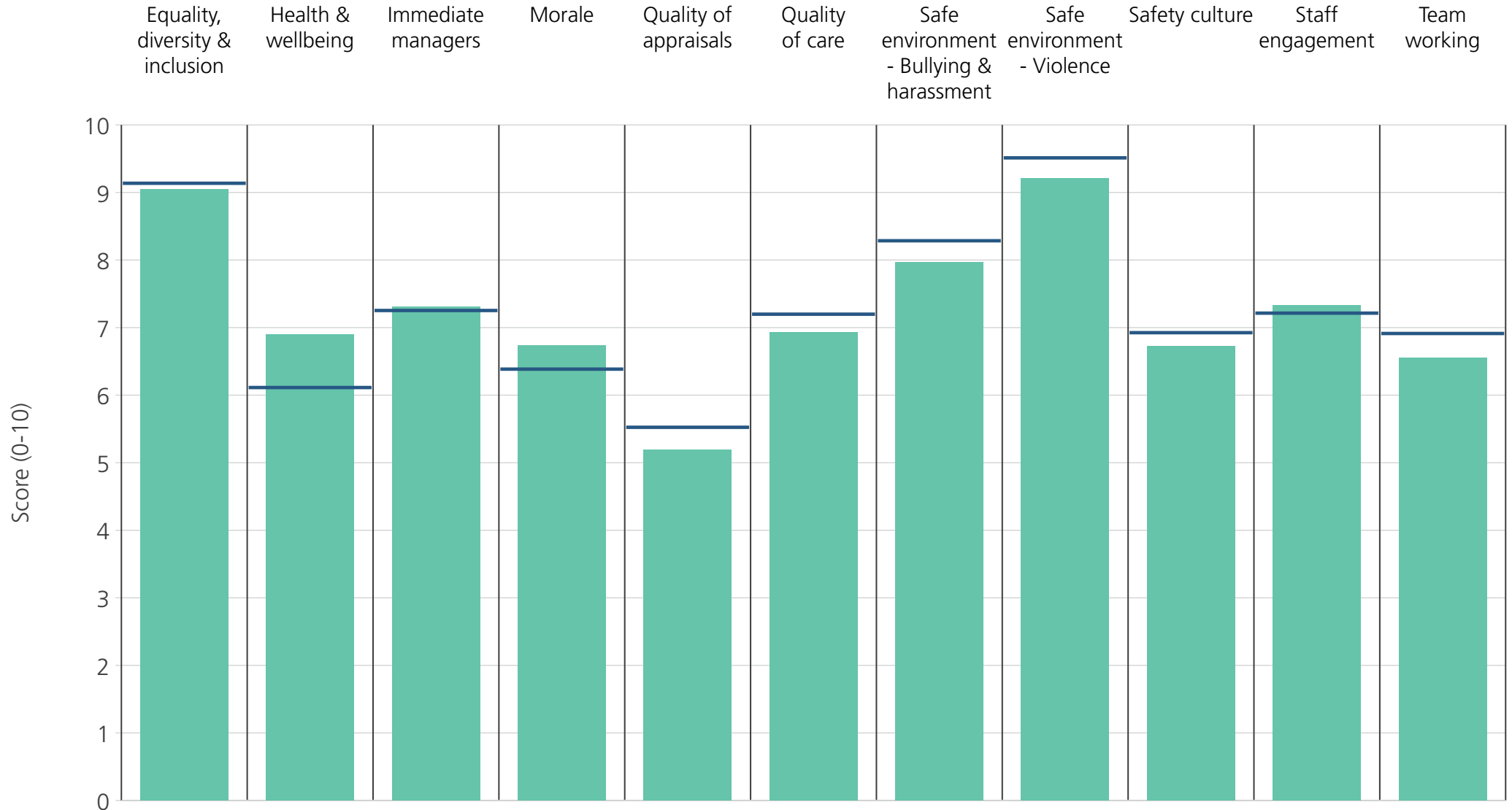


<b>Directorate</b>	9.6	6.0	7.6	6.8	5.7	7.2	8.2	9.5	7.1	7.5	7.0
<b>Your org</b>	9.1	6.1	7.3	6.4	5.5	7.2	8.3	9.5	6.9	7.2	6.9
<b>Responses</b>	54	54	54	54	48	54	53	54	54	54	54

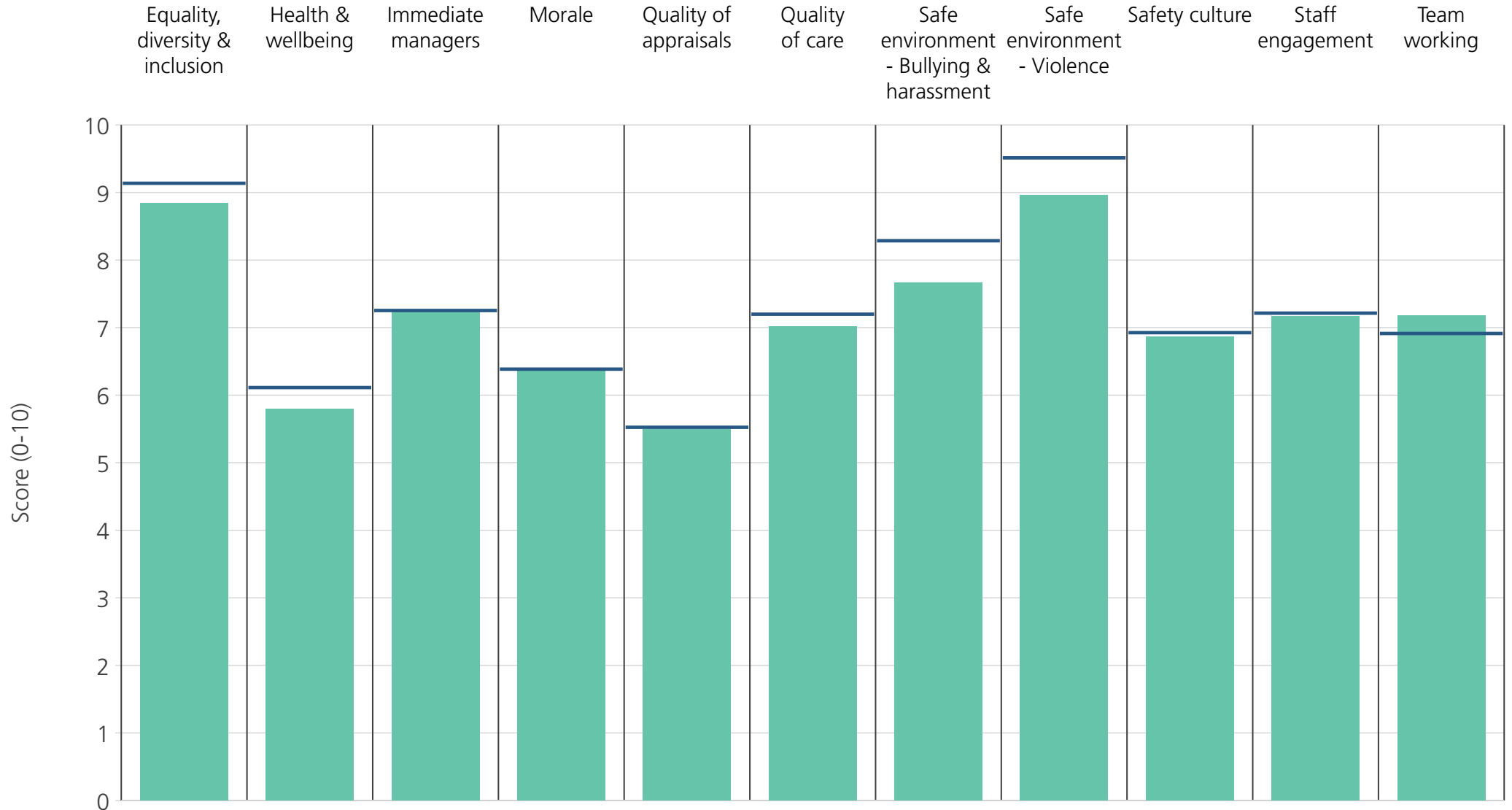




Directorate	9.1	6.1	7.3	6.4	5.5	7.2	8.3	9.5	6.9	7.2	6.9
<b>Your org</b>	9.1	6.1	7.3	6.4	5.5	7.2	8.3	9.5	6.9	7.2	6.9
<b>Responses</b>	6	7	7	6	3	6	7	7	6	8	8

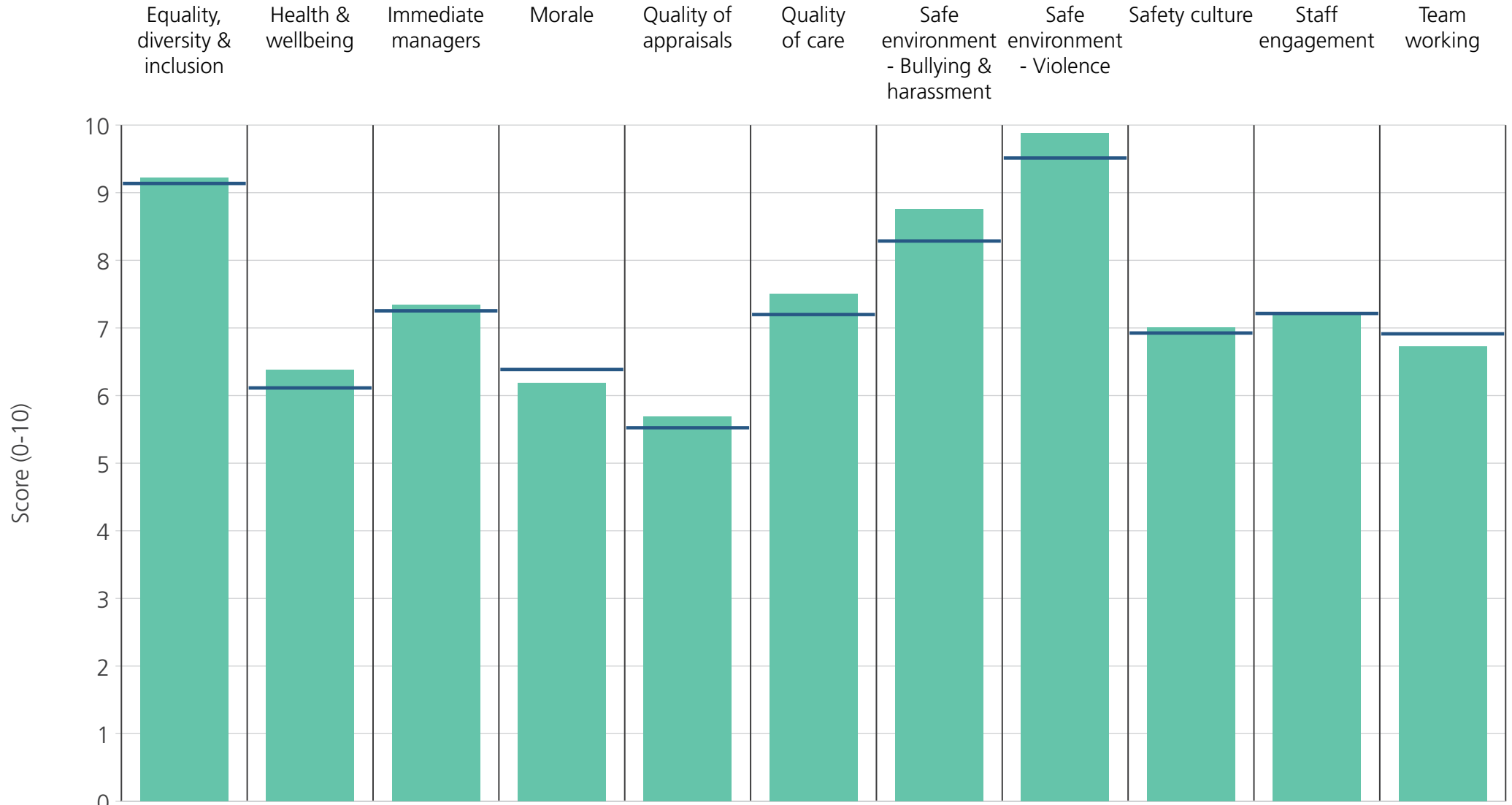


<b>Directorate</b>	9.0	6.9	7.3	6.7	5.2	6.9	8.0	9.2	6.7	7.3	6.5
<b>Your org</b>	9.1	6.1	7.3	6.4	5.5	7.2	8.3	9.5	6.9	7.2	6.9
<b>Responses</b>	42	42	42	42	39	42	41	42	42	42	42

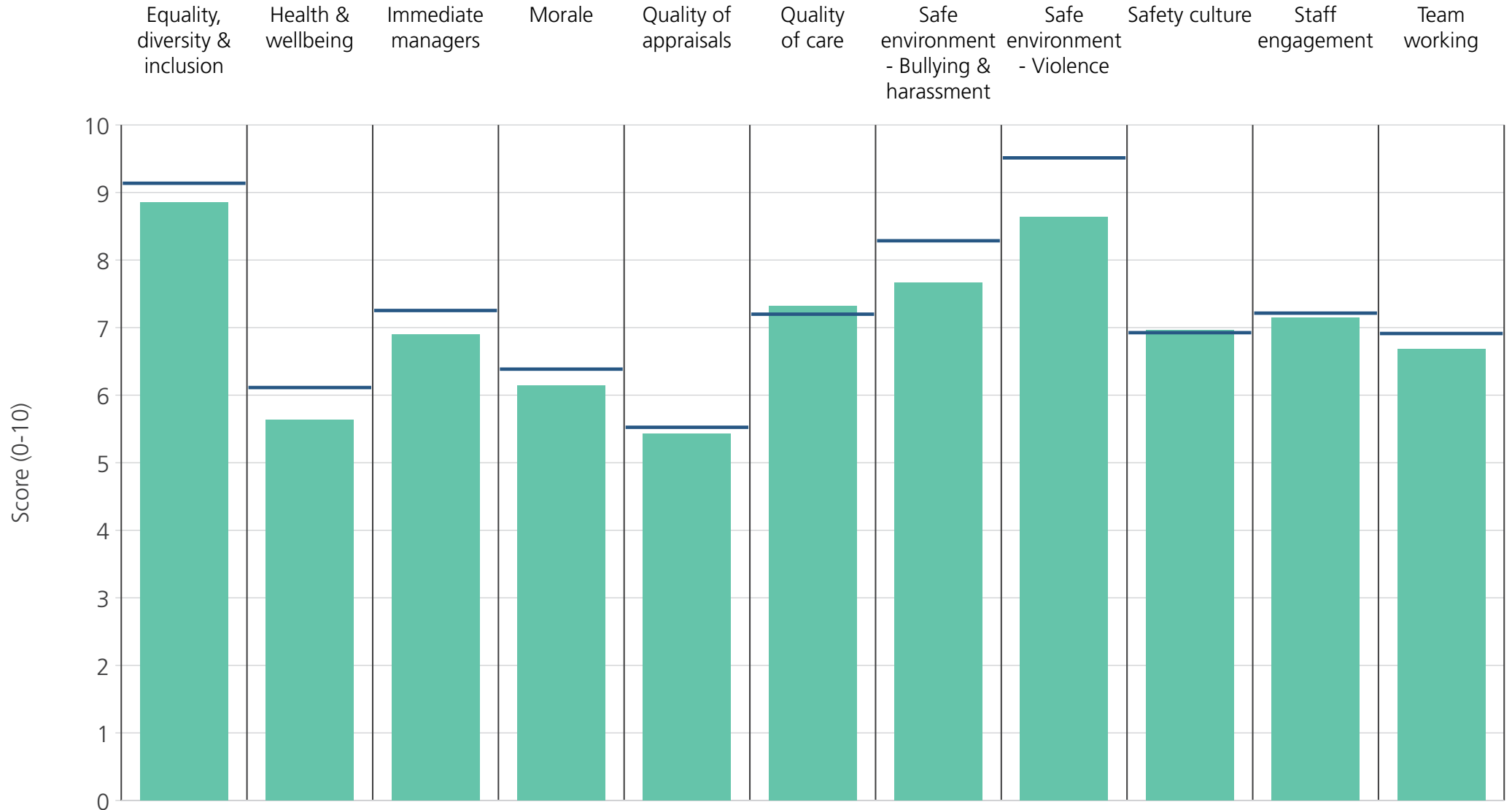


<b>Directorate</b>	8.8	5.8	7.2	6.4	5.5	7.0	7.7	9.0	6.9	7.2	7.2
<b>Your org</b>	9.1	6.1	7.3	6.4	5.5	7.2	8.3	9.5	6.9	7.2	6.9
<b>Responses</b>	172	175	175	173	155	166	174	174	174	176	174

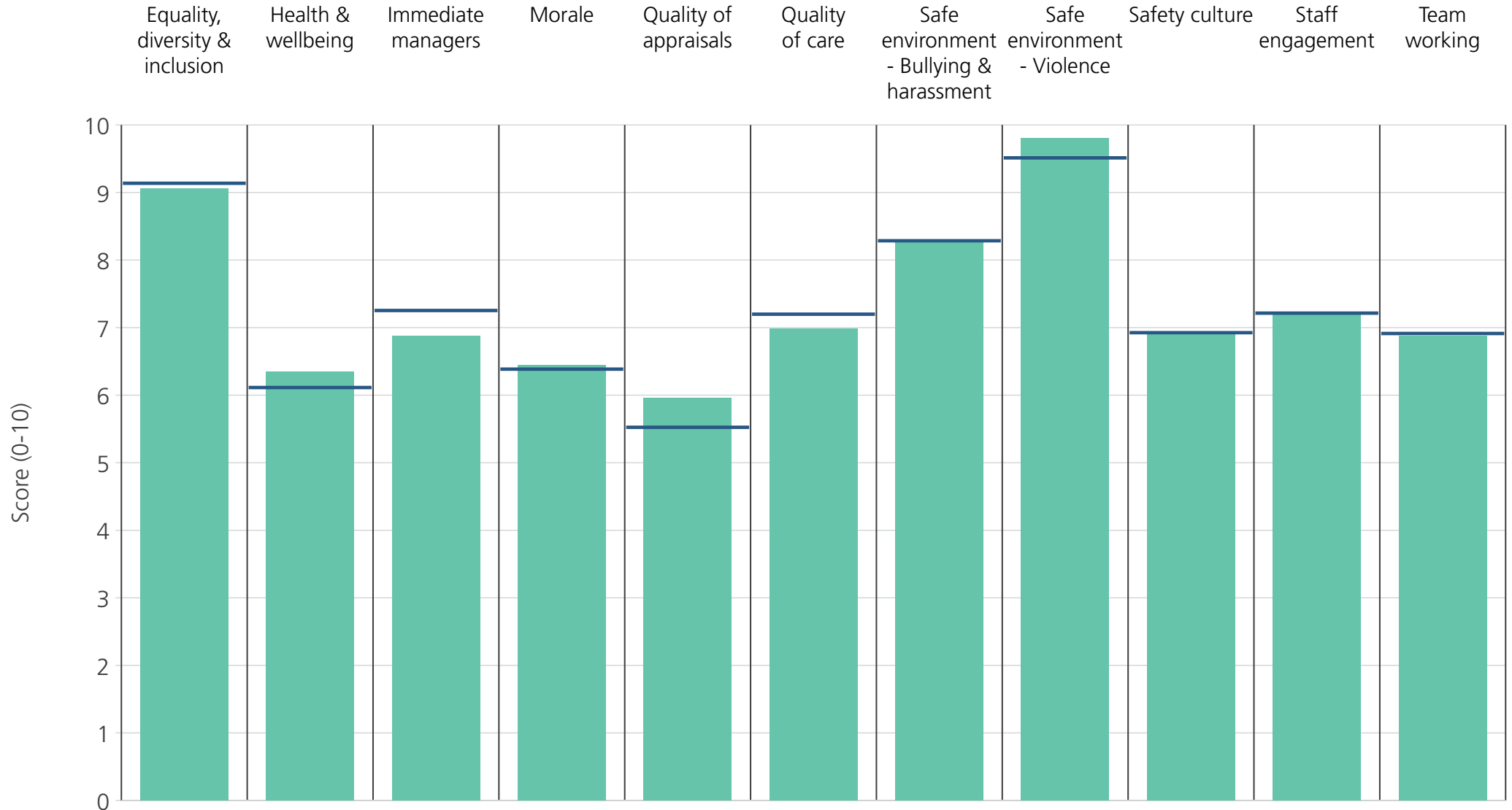
# Directorates 2



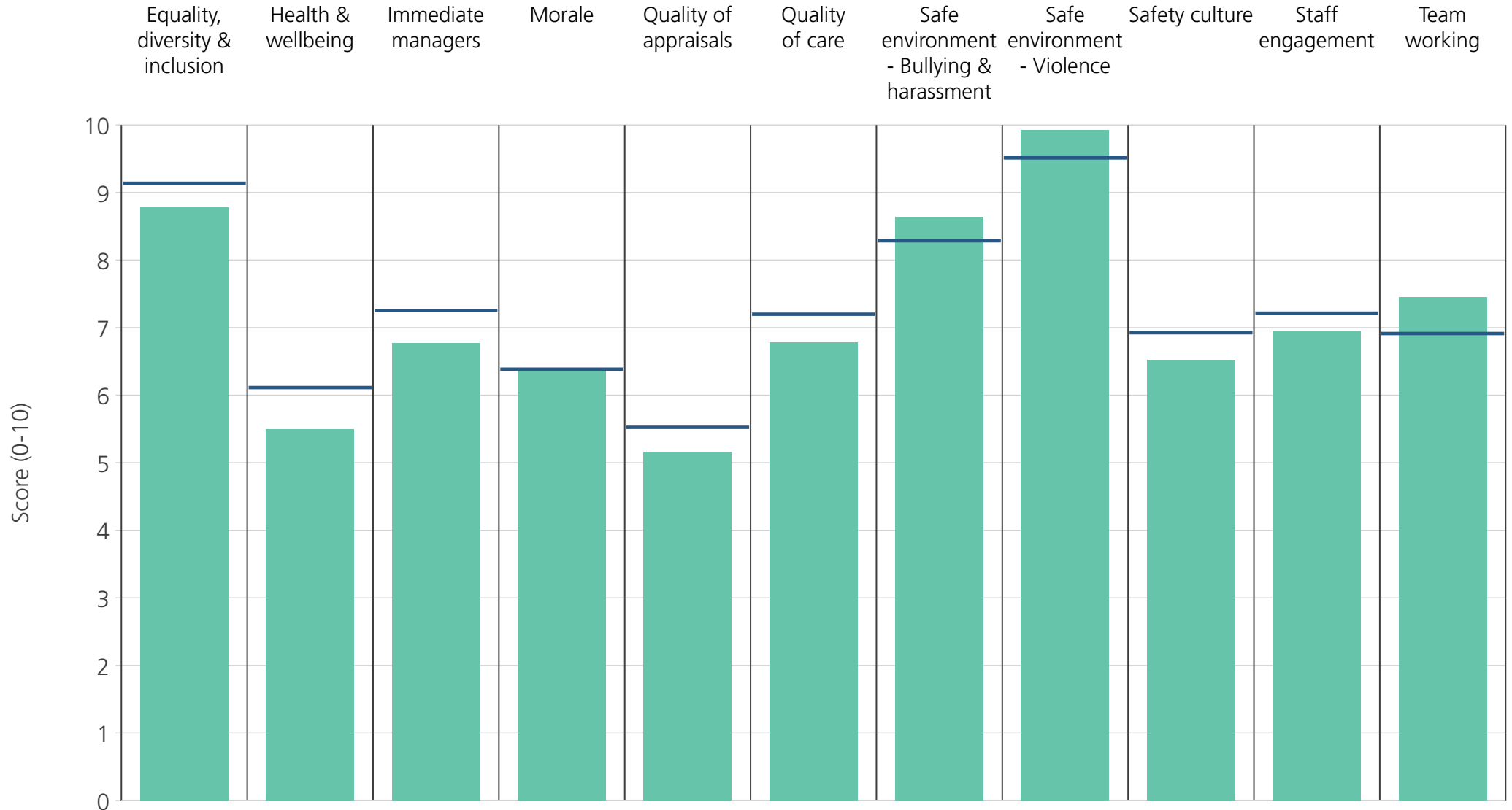
<b>Directorate</b>	9.2	6.4	7.3	6.2	5.7	7.5	8.8	9.9	7.0	7.2	6.7
<b>Your org</b>	9.1	6.1	7.3	6.4	5.5	7.2	8.3	9.5	6.9	7.2	6.9
<b>Responses</b>	162	166	168	165	123	67	164	165	163	168	168



<b>Directorate</b>	8.8	5.6	6.9	6.1	5.4	7.3	7.7	8.6	7.0	7.1	6.7
<b>Your org</b>	9.1	6.1	7.3	6.4	5.5	7.2	8.3	9.5	6.9	7.2	6.9
<b>Responses</b>	118	117	118	116	101	99	118	117	117	118	117

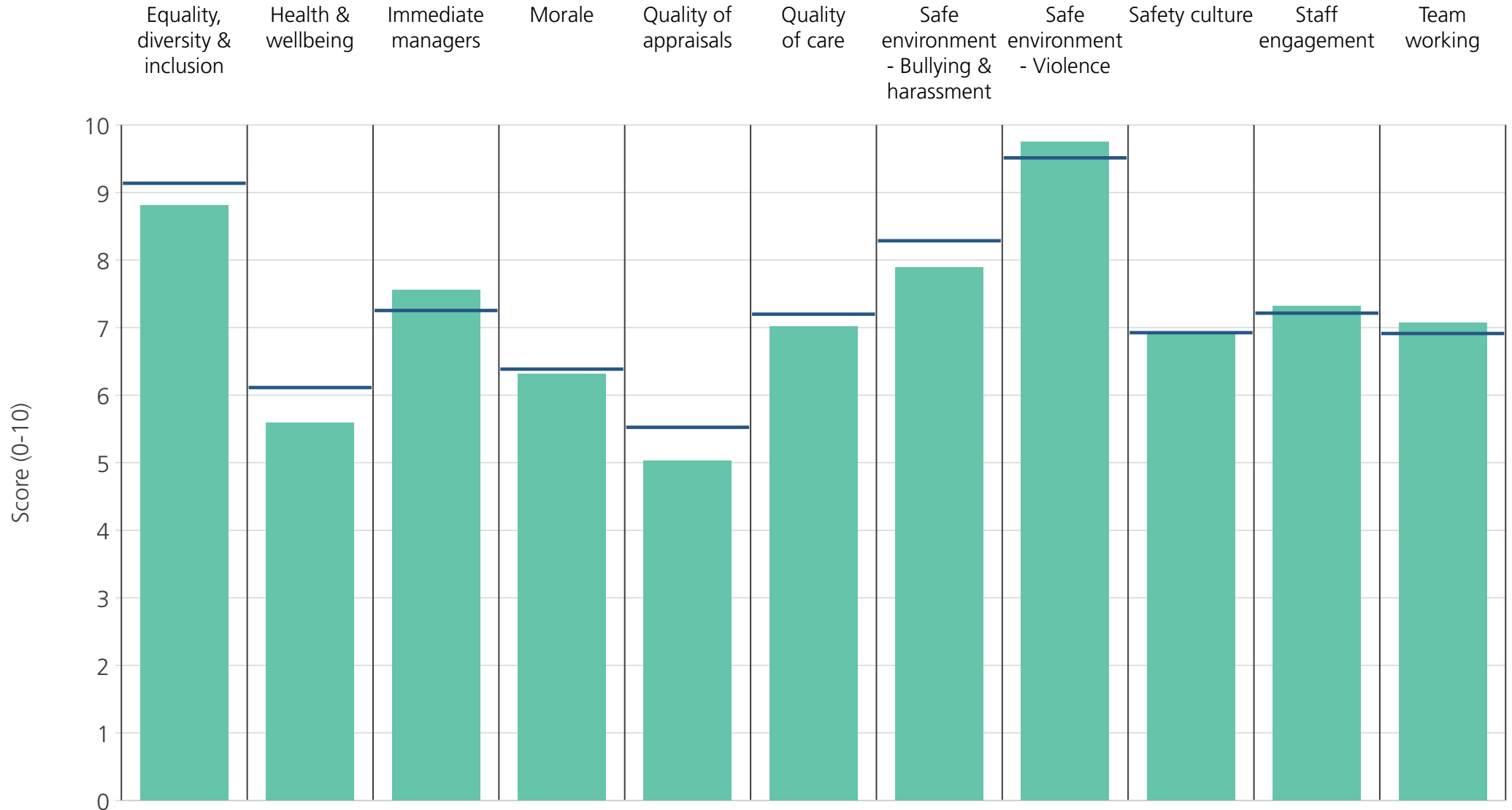


<b>Directorate</b>	9.1	6.3	6.9	6.4	6.0	7.0	8.3	9.8	6.9	7.2	6.9
<b>Your org</b>	9.1	6.1	7.3	6.4	5.5	7.2	8.3	9.5	6.9	7.2	6.9
<b>Responses</b>	52	52	52	51	38	48	51	51	52	52	52

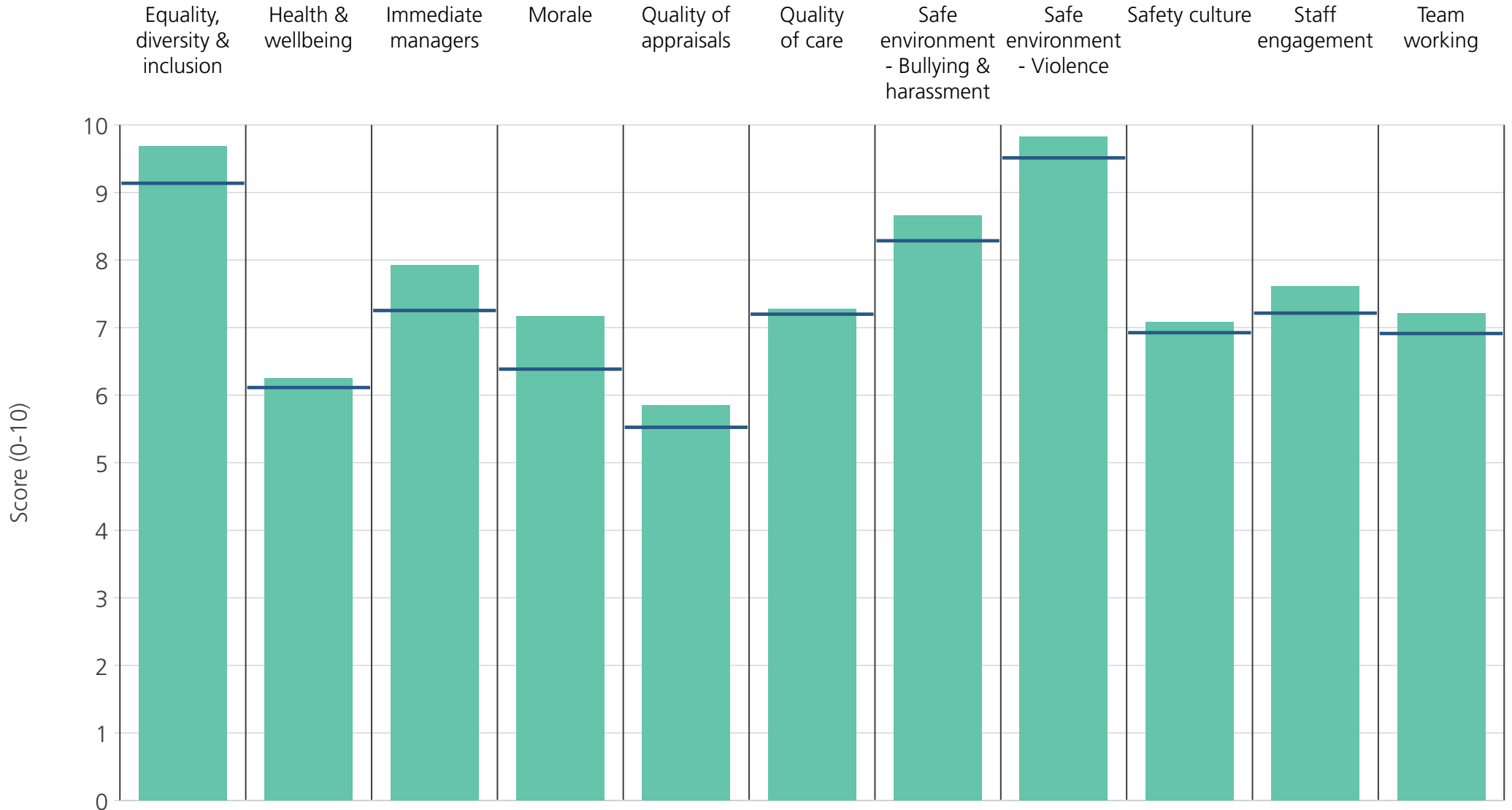


<b>Directorate</b>	8.8	5.5	6.8	6.4	5.2	6.8	8.6	9.9	6.5	6.9	7.4
<b>Your org</b>	9.1	6.1	7.3	6.4	5.5	7.2	8.3	9.5	6.9	7.2	6.9
<b>Responses</b>	43	44	44	44	40	39	44	44	44	46	44

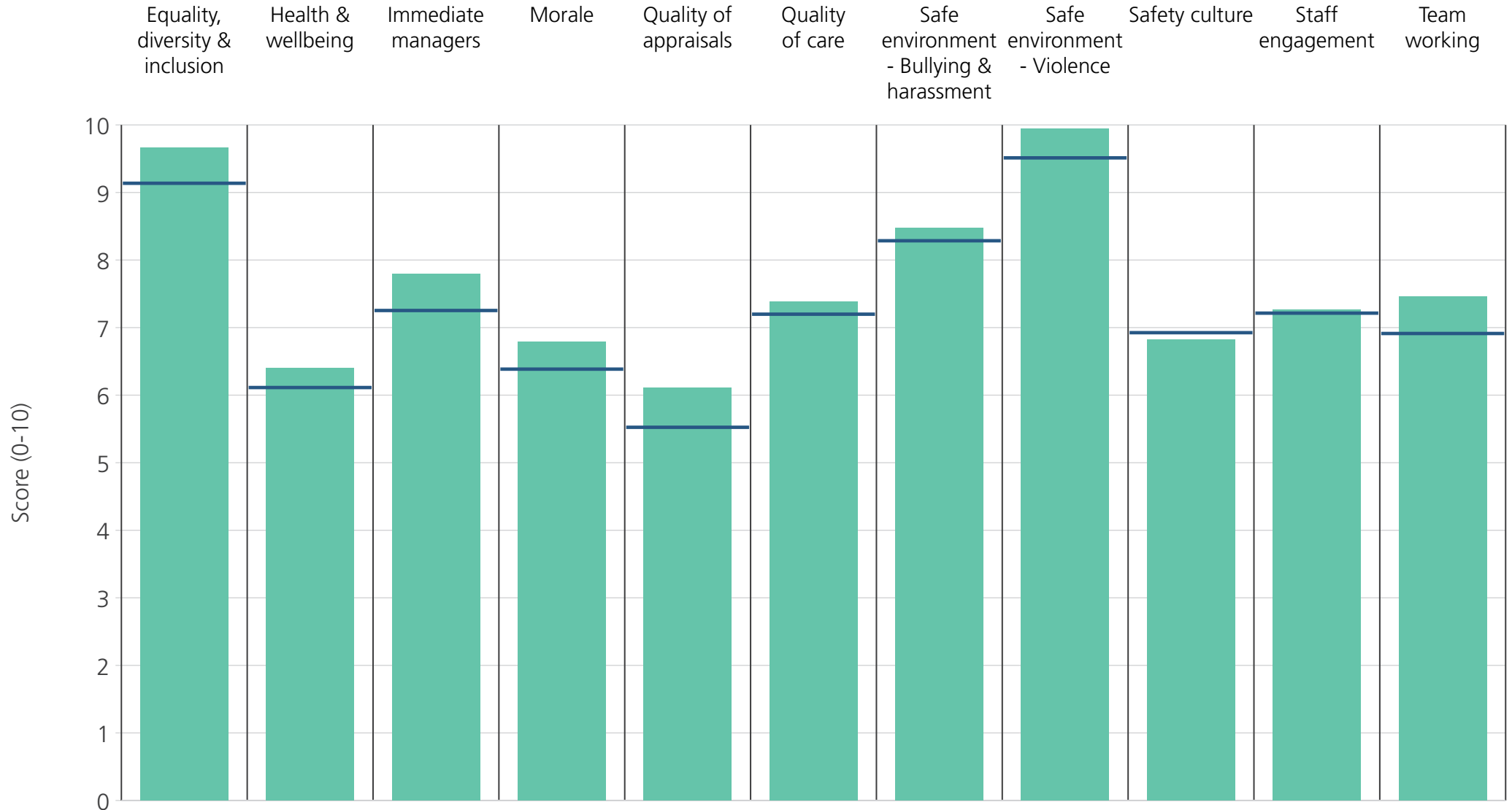




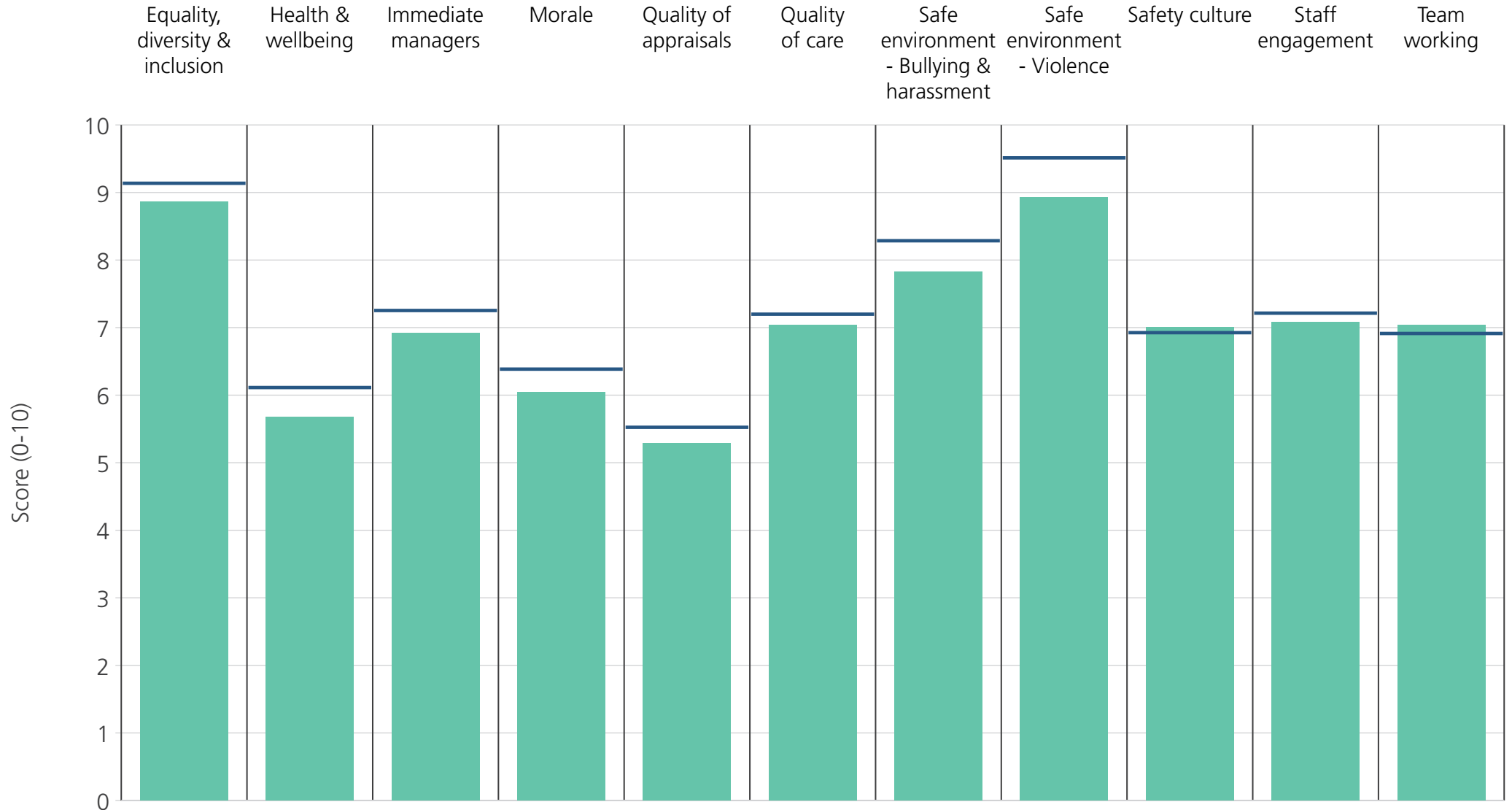
<b>Directorate</b>	8.8	5.6	7.6	6.3	5.0	7.0	7.9	9.7	6.9	7.3	7.1
<b>Your org</b>	9.1	6.1	7.3	6.4	5.5	7.2	8.3	9.5	6.9	7.2	6.9
<b>Responses</b>	52	53	53	53	50	46	53	53	53	54	52



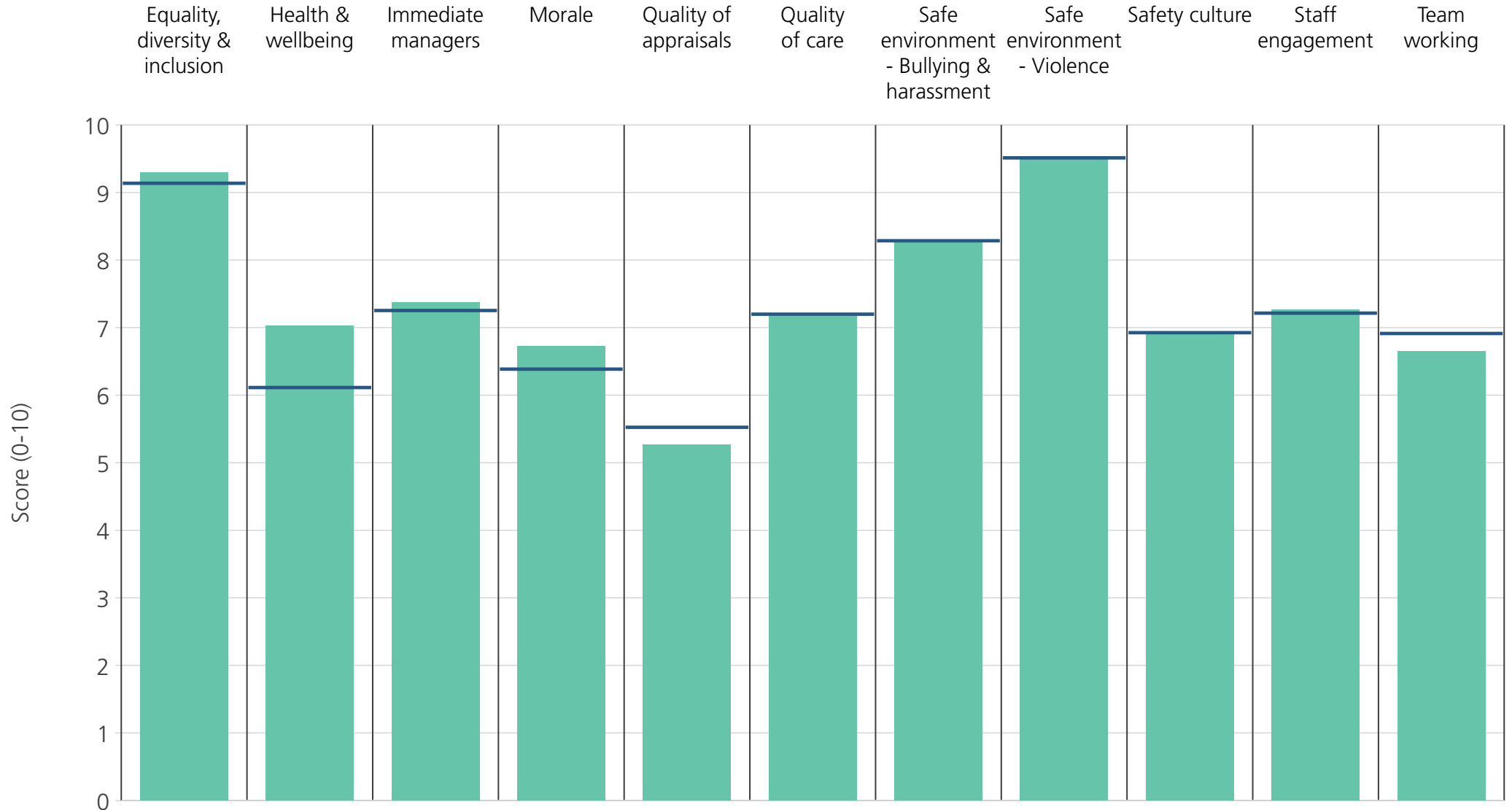
<b>Directorate</b>	9.7	6.2	7.9	7.2	5.8	7.3	8.7	9.8	7.1	7.6	7.2
<b>Your org</b>	9.1	6.1	7.3	6.4	5.5	7.2	8.3	9.5	6.9	7.2	6.9
<b>Responses</b>	56	57	58	56	53	49	57	57	56	58	56



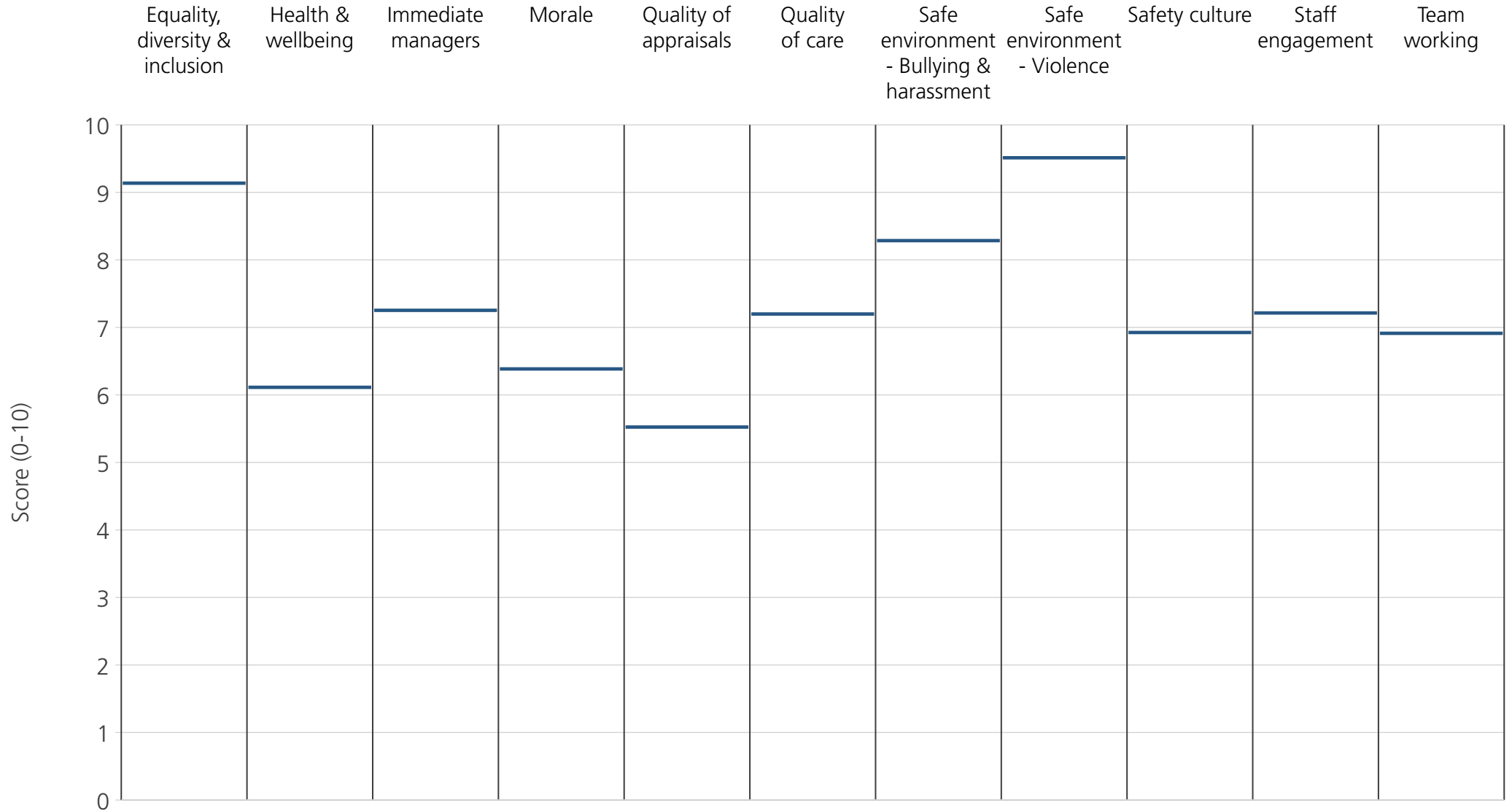
<b>Directorate</b>	9.7	6.4	7.8	6.8	6.1	7.4	8.5	9.9	6.8	7.3	7.5
<b>Your org</b>	9.1	6.1	7.3	6.4	5.5	7.2	8.3	9.5	6.9	7.2	6.9
<b>Responses</b>	57	58	58	58	54	52	58	58	58	58	55



<b>Directorate</b>	8.9	5.7	6.9	6.0	5.3	7.0	7.8	8.9	7.0	7.1	7.0
<b>Your org</b>	9.1	6.1	7.3	6.4	5.5	7.2	8.3	9.5	6.9	7.2	6.9
<b>Responses</b>	73	73	73	73	62	71	73	73	72	76	76



<b>Directorate</b>	9.3	7.0	7.4	6.7	5.3	7.2	8.3	9.5	6.9	7.3	6.6
<b>Your org</b>	9.1	6.1	7.3	6.4	5.5	7.2	8.3	9.5	6.9	7.2	6.9
<b>Responses</b>	69	69	69	69	64	59	68	67	69	69	69



Directorate	9.1	6.1	7.3	6.4	5.5	7.2	8.3	9.5	6.9	7.2	6.9
<b>Your org</b>	9.1	6.1	7.3	6.4	5.5	7.2	8.3	9.5	6.9	7.2	6.9
<b>Responses</b>	9	9	9	9	8	6	9	9	9	9	9