

# East and North Hertfordshire NHS Trust

2019 NHS Staff Survey

**Directorate Report**

**Contents**

Introduction . . . . .	3
Themes – Directorates 1 . . . . .	4
Cancer Services Division . . . . .	5
Clinical Support Division . . . . .	6
Corporate Division . . . . .	7
Medical Division . . . . .	8
R&D . . . . .	9
Surgery Division . . . . .	10
Womens & Childrens Division . . . . .	11
Themes – Directorates 2 . . . . .	12
Add Prof Scientific and Technic . . . . .	13
Administrative and Clerical . . . . .	14
Allied Health Professionals . . . . .	15
Clinical Supprt . . . . .	16
Estates and Ancillary . . . . .	17
Healthcare Scientists . . . . .	18
Medical and Dental . . . . .	19
Nursing and Midwifery Registered . . . . .	20
Nursing Unqualified . . . . .	21

This directorate report for East and North Hertfordshire NHS Trust contains results by directorate for themes from the 2019 NHS Staff Survey. These results are compared to the unweighted average for your organisation.

**Please note:** It is possible that there are differences between the 'Your org' scores reported in this directorate report and those in the benchmark report. This is because the results in the benchmark report are weighted to allow for fair comparisons between organisations of a similar type. However, in this report comparisons are made within your organisation so the unweighted organisation result is a more appropriate point of comparison.

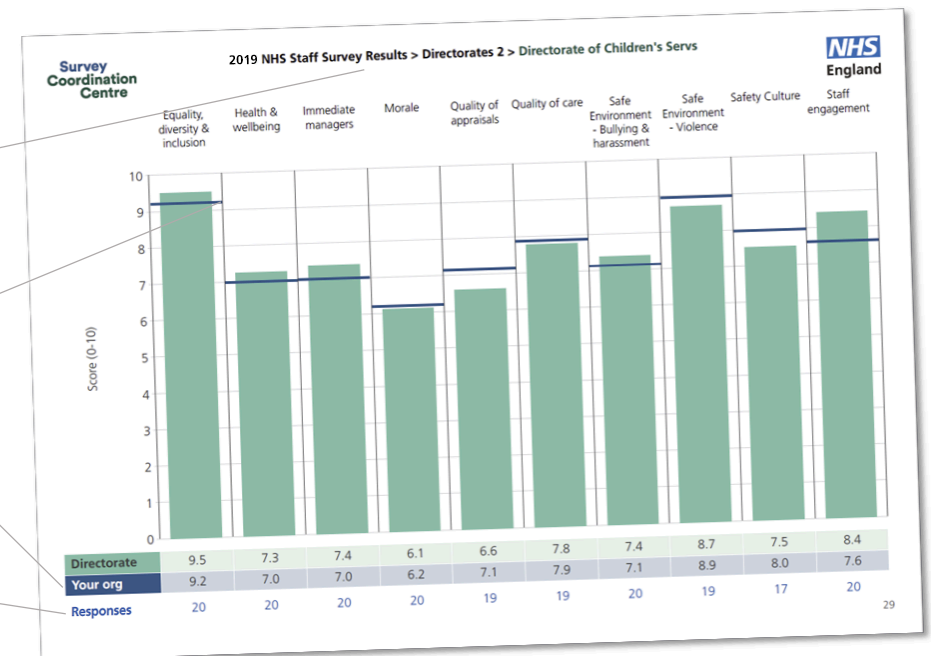
The directorate breakdowns used in this report were provided and defined by East and North Hertfordshire NHS Trust. Details of how the theme scores were calculated are included in the Technical Document, available to download from our [results website](#).

## Key features

Breakdown type and **directorate name** are specified in the header. Black text in the header is hyperlinked: clicking on '2019 NHS Staff Survey Results' navigates back to the contents page.

Directorate results are presented in the context of the (unweighted) **organisation average ('Your org')**, so it is easy to tell if a directorate is performing better or worse than the organisation average. For all themes, a higher score is a better result than a lower score.

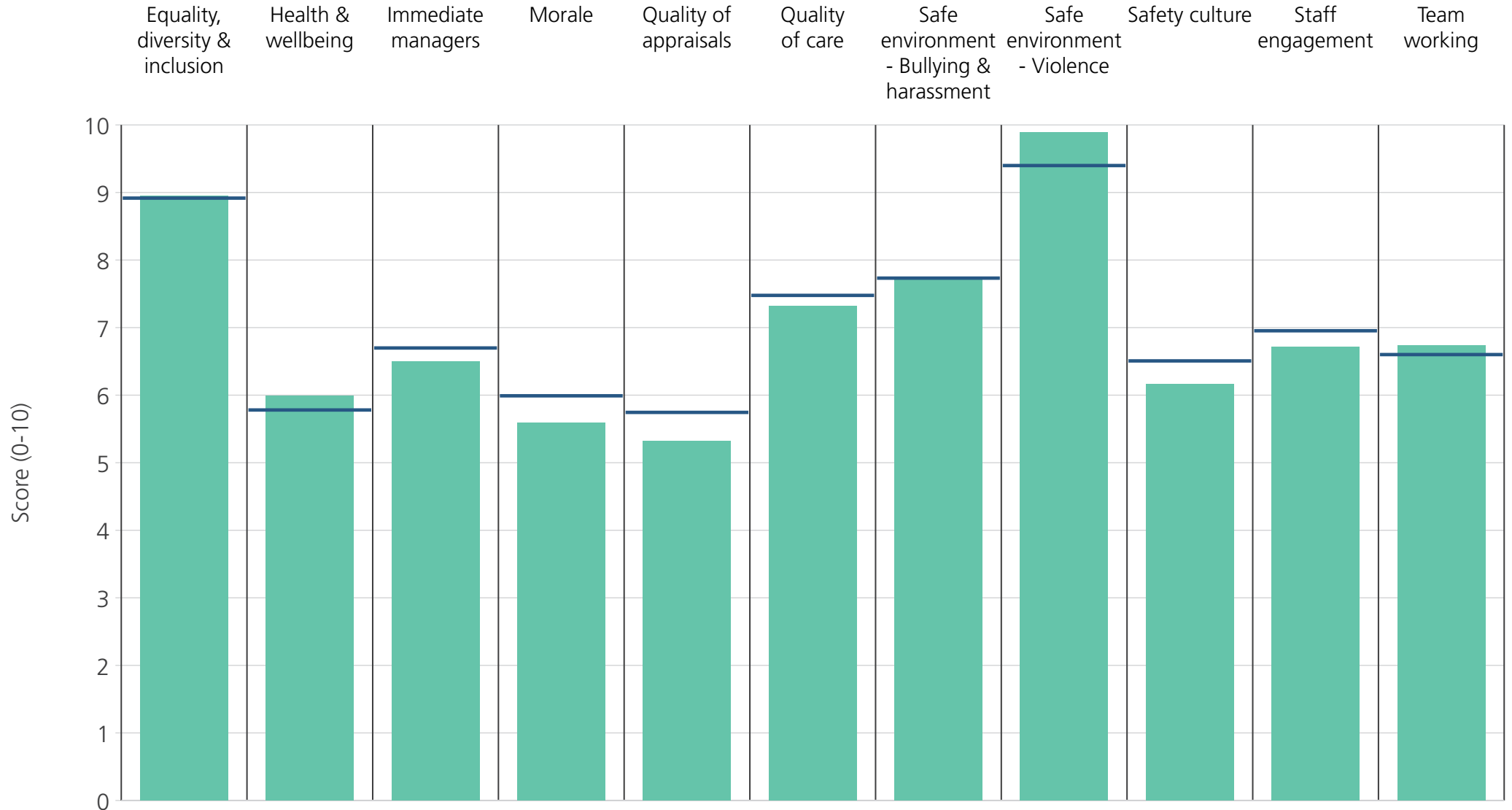
The **number of responses** feeding into each theme score **for the given directorate** is specified below the table containing the directorate and trust scores.



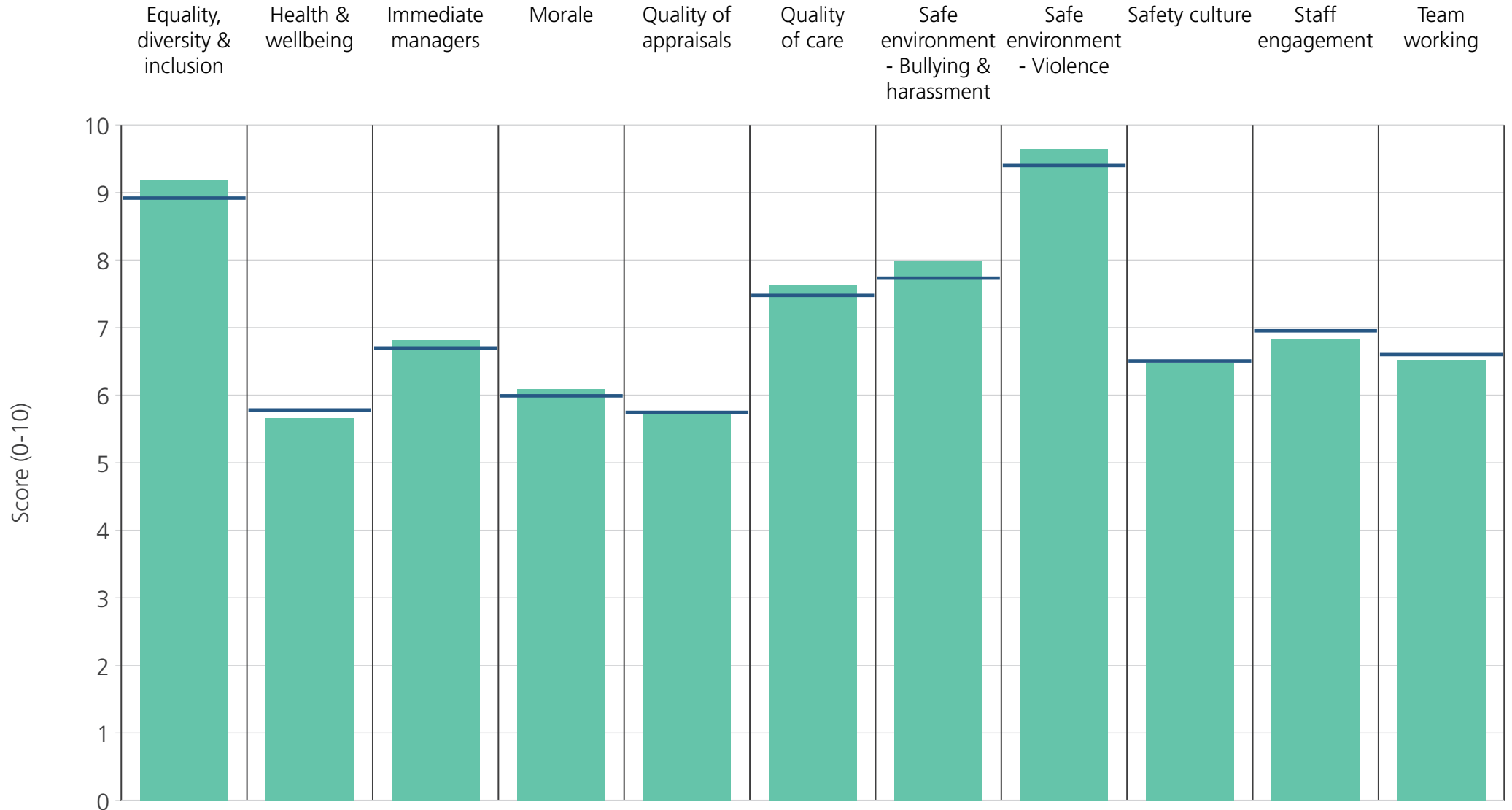
**! Note:** when there are less than 11 responses in a group, results are suppressed to protect staff confidentiality

# Directorates 1

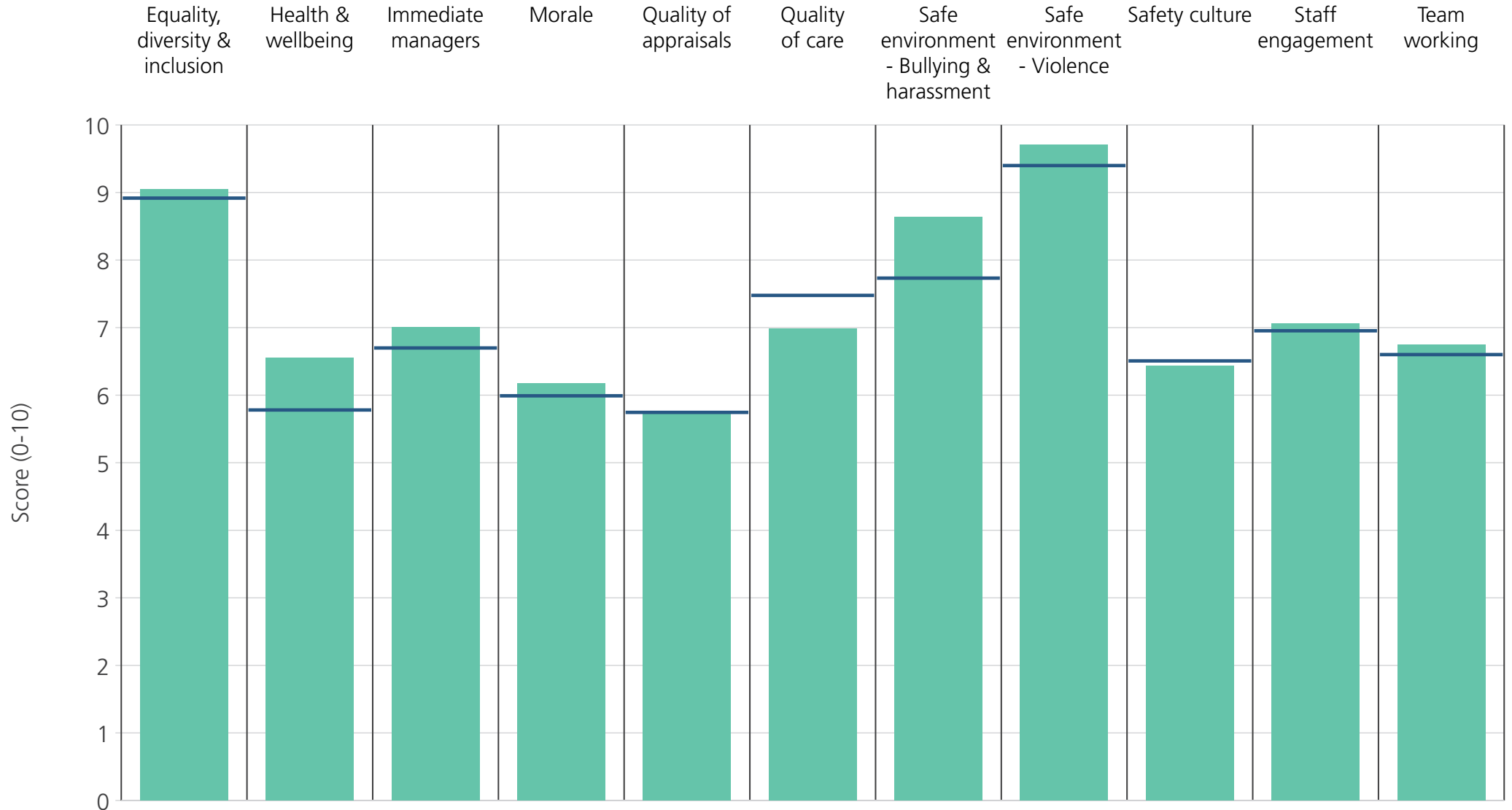
East and North Hertfordshire NHS Trust  
2019 NHS Staff Survey Results



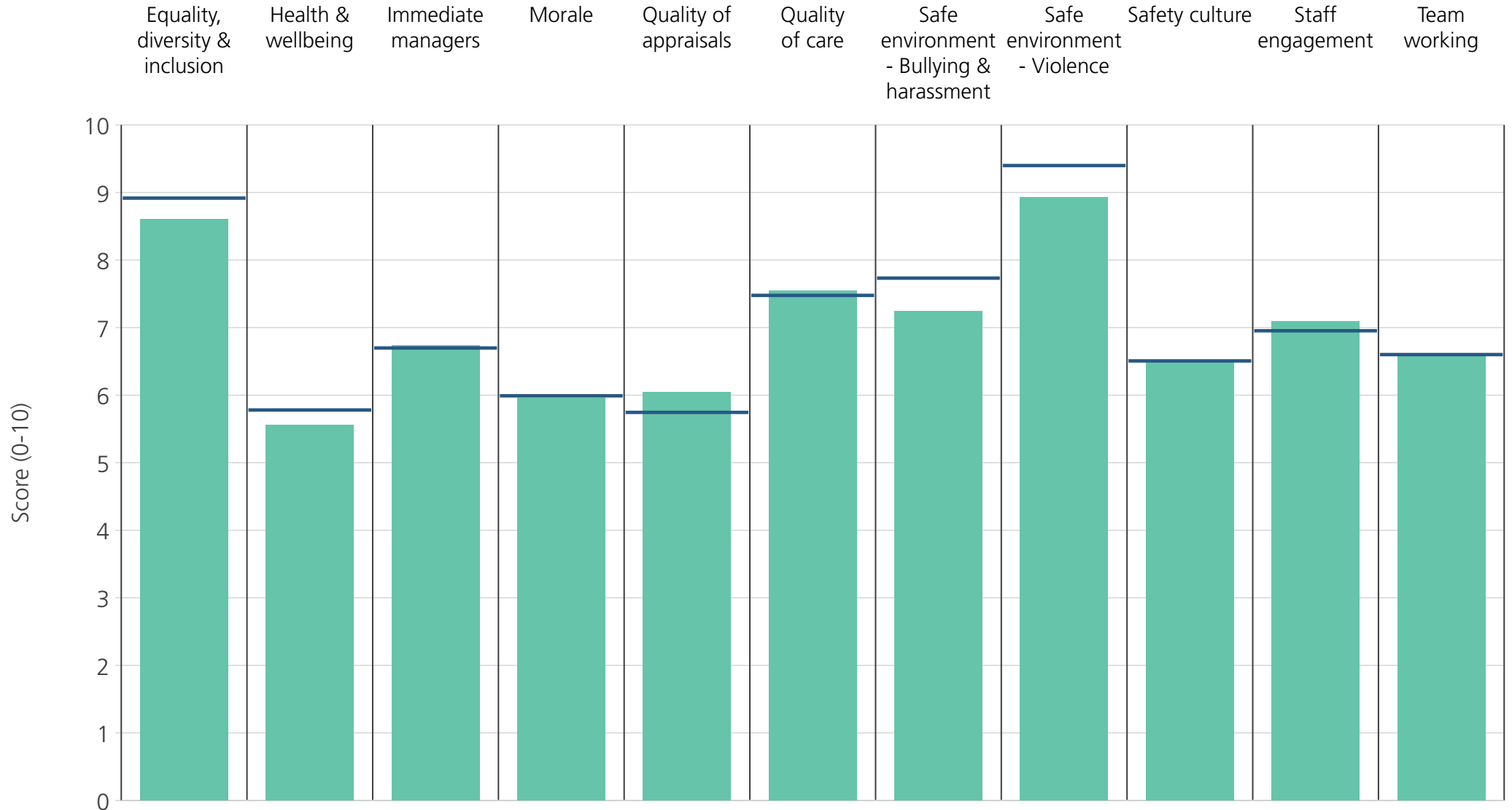
<b>Directorate</b>	8.9	6.0	6.5	5.6	5.3	7.3	7.7	9.9	6.2	6.7	6.7
<b>Your org</b>	8.9	5.8	6.7	6.0	5.7	7.5	7.7	9.4	6.5	7.0	6.6
<b>Responses</b>	175	176	176	173	150	158	176	175	175	176	174



<b>Directorate</b>	9.2	5.7	6.8	6.1	5.7	7.6	8.0	9.6	6.5	6.8	6.5
<b>Your org</b>	8.9	5.8	6.7	6.0	5.7	7.5	7.7	9.4	6.5	7.0	6.6
<b>Responses</b>	541	550	553	547	460	491	545	544	548	558	546

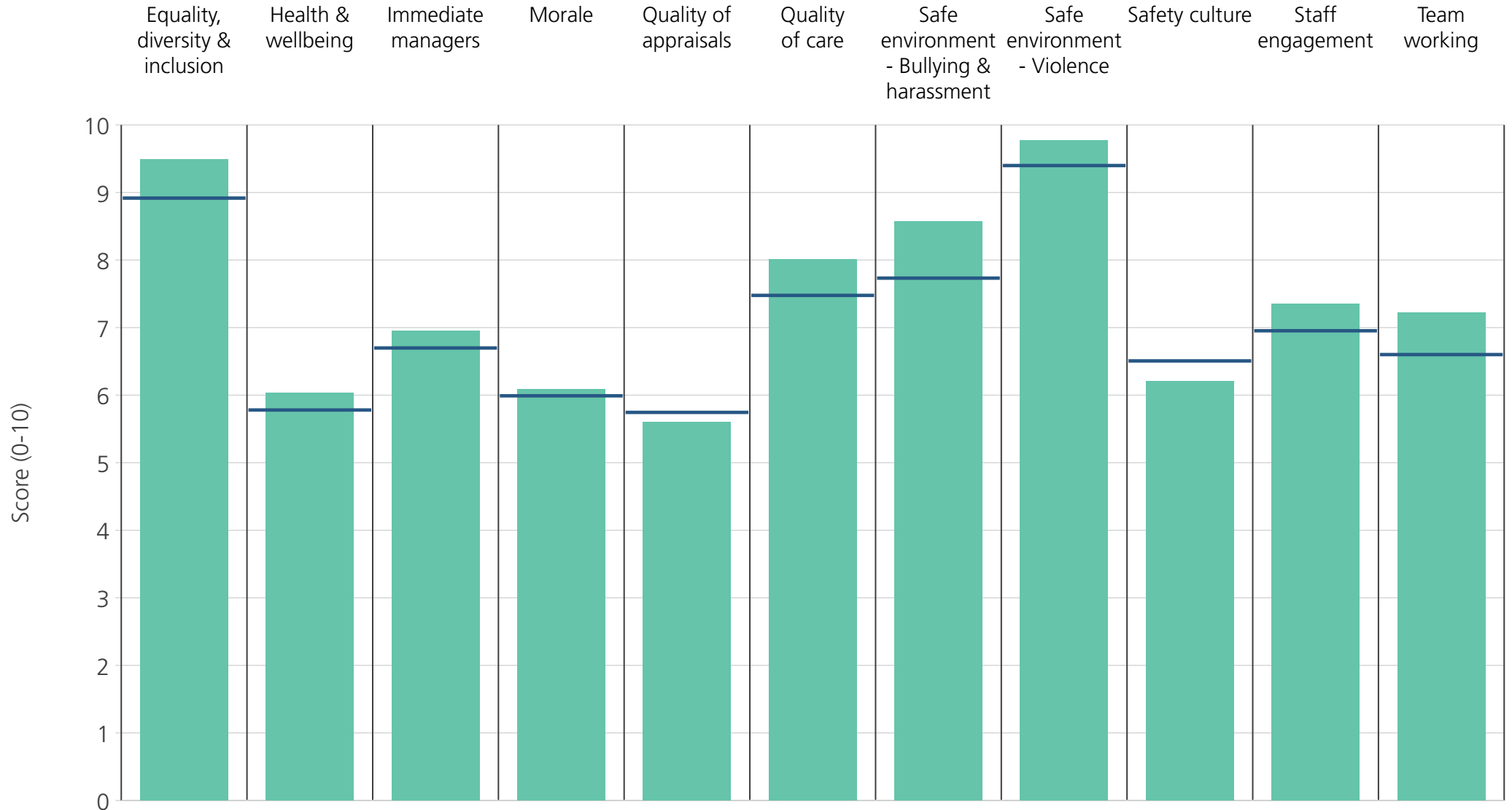


<b>Directorate</b>	9.1	6.5	7.0	6.2	5.7	7.0	8.6	9.7	6.4	7.1	6.7
<b>Your org</b>	8.9	5.8	6.7	6.0	5.7	7.5	7.7	9.4	6.5	7.0	6.6
<b>Responses</b>	381	385	389	381	282	209	380	380	377	390	386

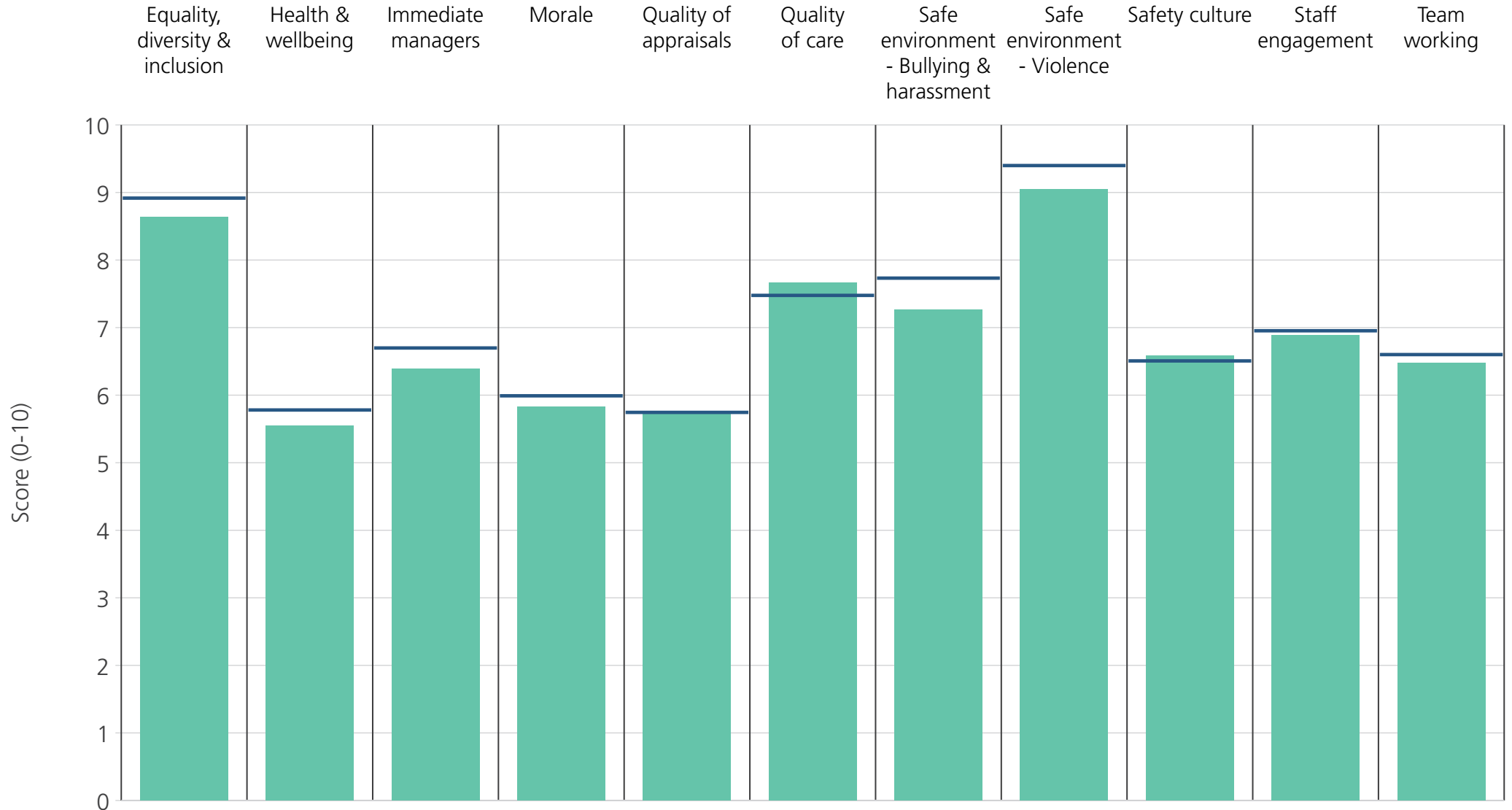


<b>Directorate</b>	8.6	5.6	6.7	6.0	6.0	7.5	7.2	8.9	6.5	7.1	6.6
<b>Your org</b>	8.9	5.8	6.7	6.0	5.7	7.5	7.7	9.4	6.5	7.0	6.6
<b>Responses</b>	494	503	506	497	425	488	502	500	505	511	507

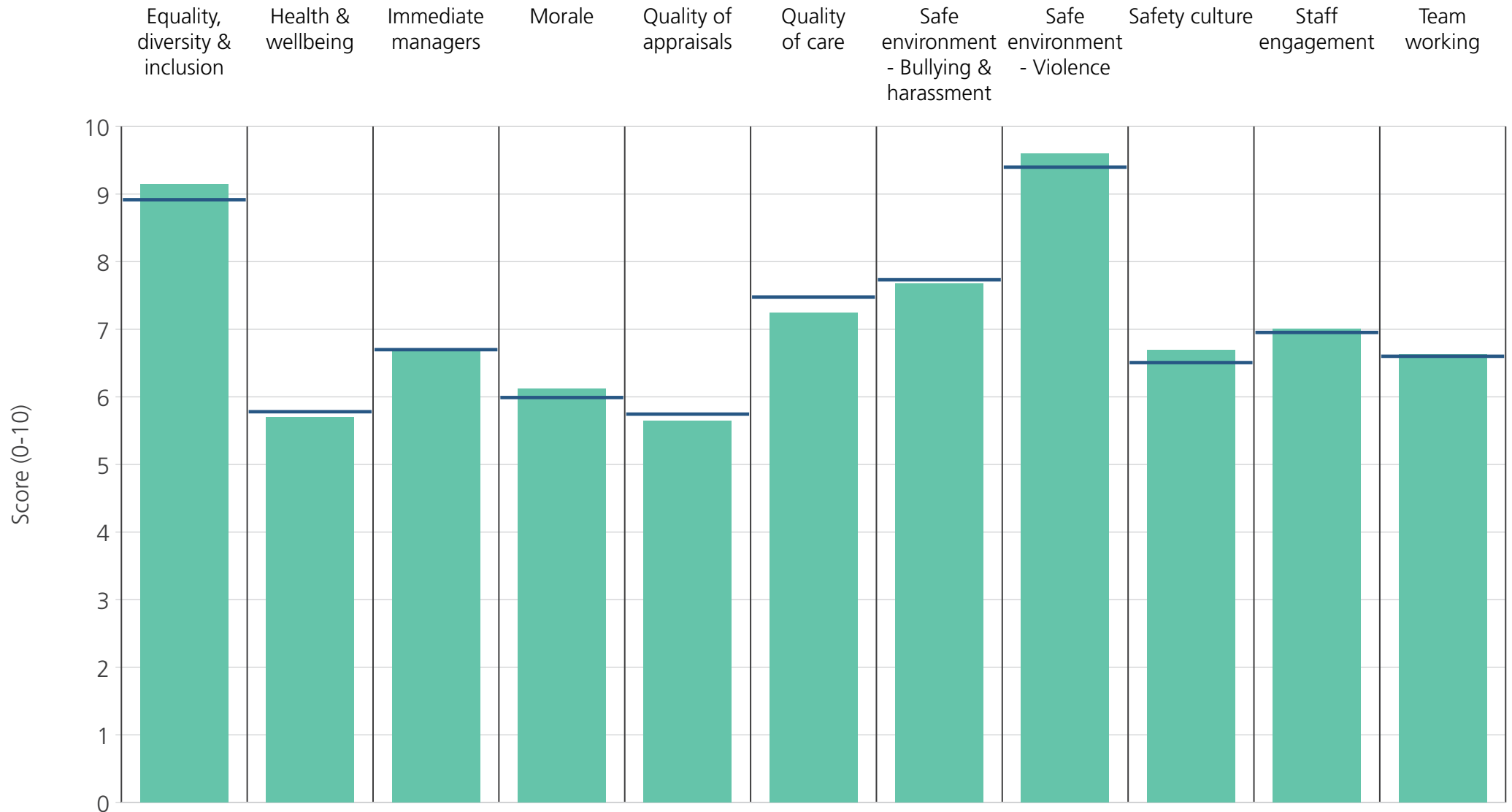




<b>Directorate</b>	9.5	6.0	7.0	6.1	5.6	8.0	8.6	9.8	6.2	7.4	7.2
<b>Your org</b>	8.9	5.8	6.7	6.0	5.7	7.5	7.7	9.4	6.5	7.0	6.6
<b>Responses</b>	36	35	36	36	27	27	35	36	36	36	36



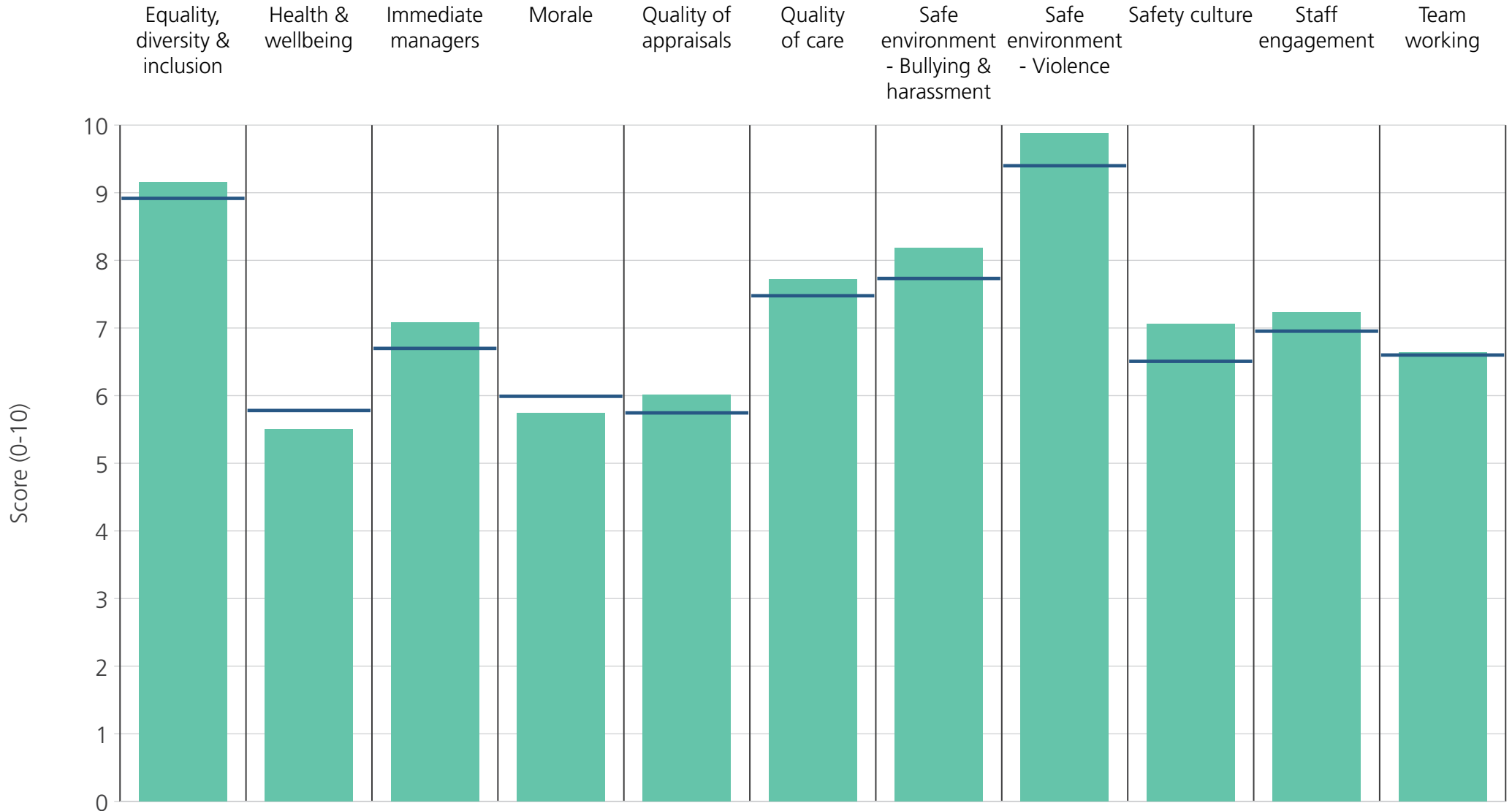
<b>Directorate</b>	8.6	5.6	6.4	5.8	5.7	7.7	7.3	9.0	6.6	6.9	6.5
<b>Your org</b>	8.9	5.8	6.7	6.0	5.7	7.5	7.7	9.4	6.5	7.0	6.6
<b>Responses</b>	531	536	538	531	446	525	529	529	533	539	531



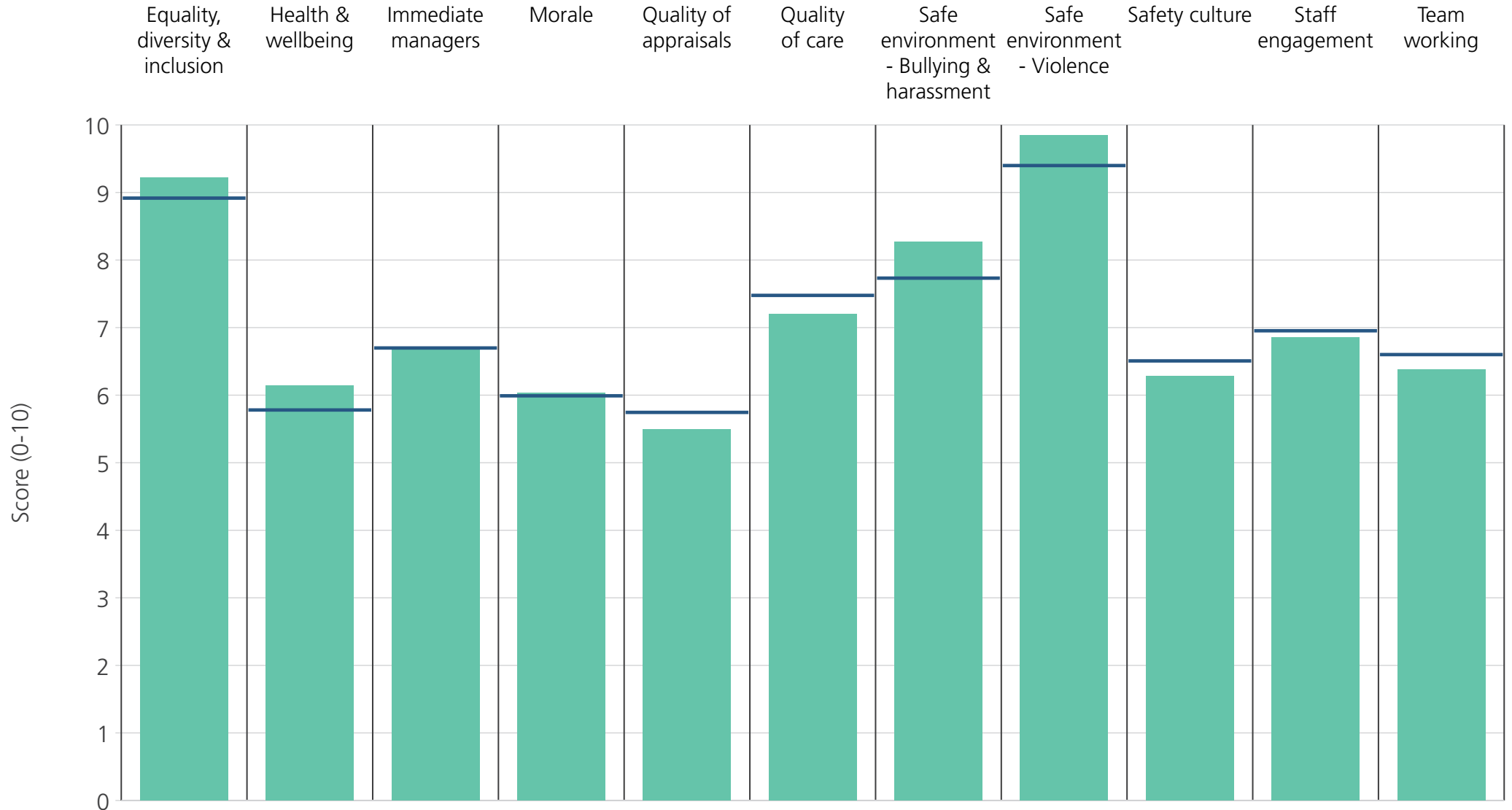
<b>Directorate</b>	9.1	5.7	6.7	6.1	5.6	7.2	7.7	9.6	6.7	7.0	6.6
<b>Your org</b>	8.9	5.8	6.7	6.0	5.7	7.5	7.7	9.4	6.5	7.0	6.6
<b>Responses</b>	386	388	388	385	340	380	387	386	385	390	381

# Directorates 2

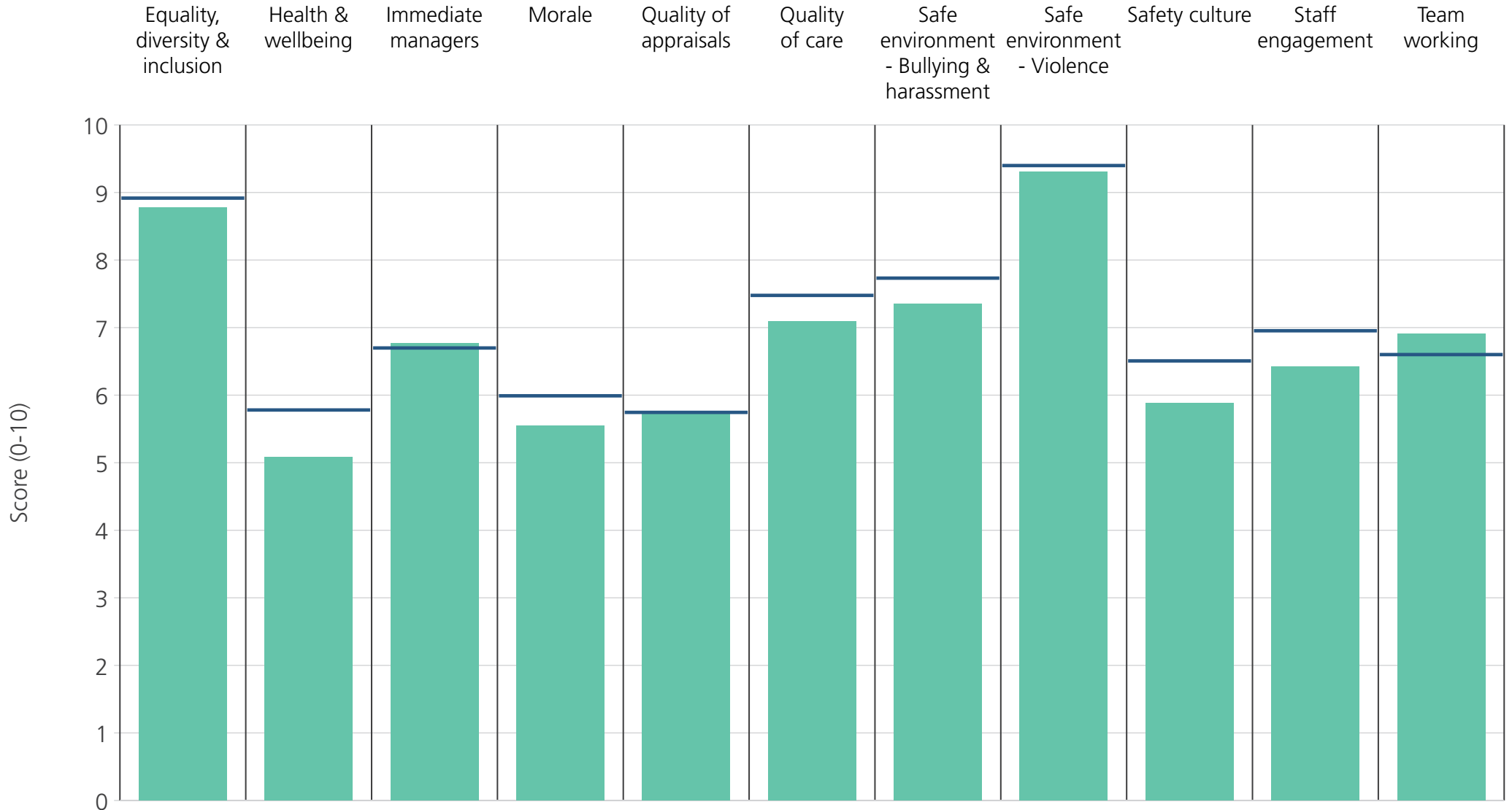
East and North Hertfordshire NHS Trust  
2019 NHS Staff Survey Results



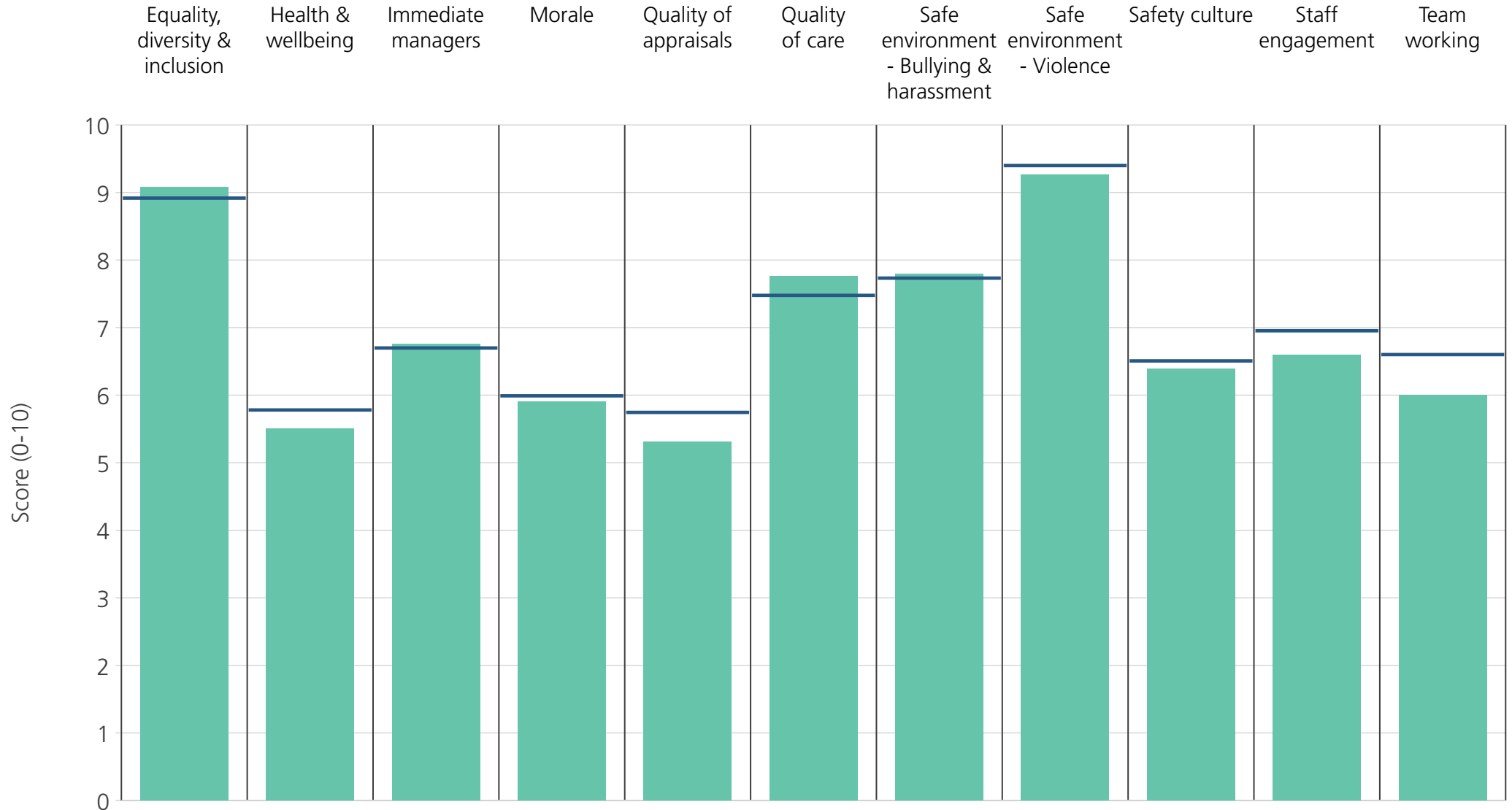
<b>Directorate</b>	9.2	5.5	7.1	5.7	6.0	7.7	8.2	9.9	7.1	7.2	6.6
<b>Your org</b>	8.9	5.8	6.7	6.0	5.7	7.5	7.7	9.4	6.5	7.0	6.6
<b>Responses</b>	78	81	81	80	73	79	79	79	81	83	77



<b>Directorate</b>	9.2	6.1	6.7	6.0	5.5	7.2	8.3	9.9	6.3	6.9	6.4
<b>Your org</b>	8.9	5.8	6.7	6.0	5.7	7.5	7.7	9.4	6.5	7.0	6.6
<b>Responses</b>	731	739	744	734	562	470	736	735	732	745	733

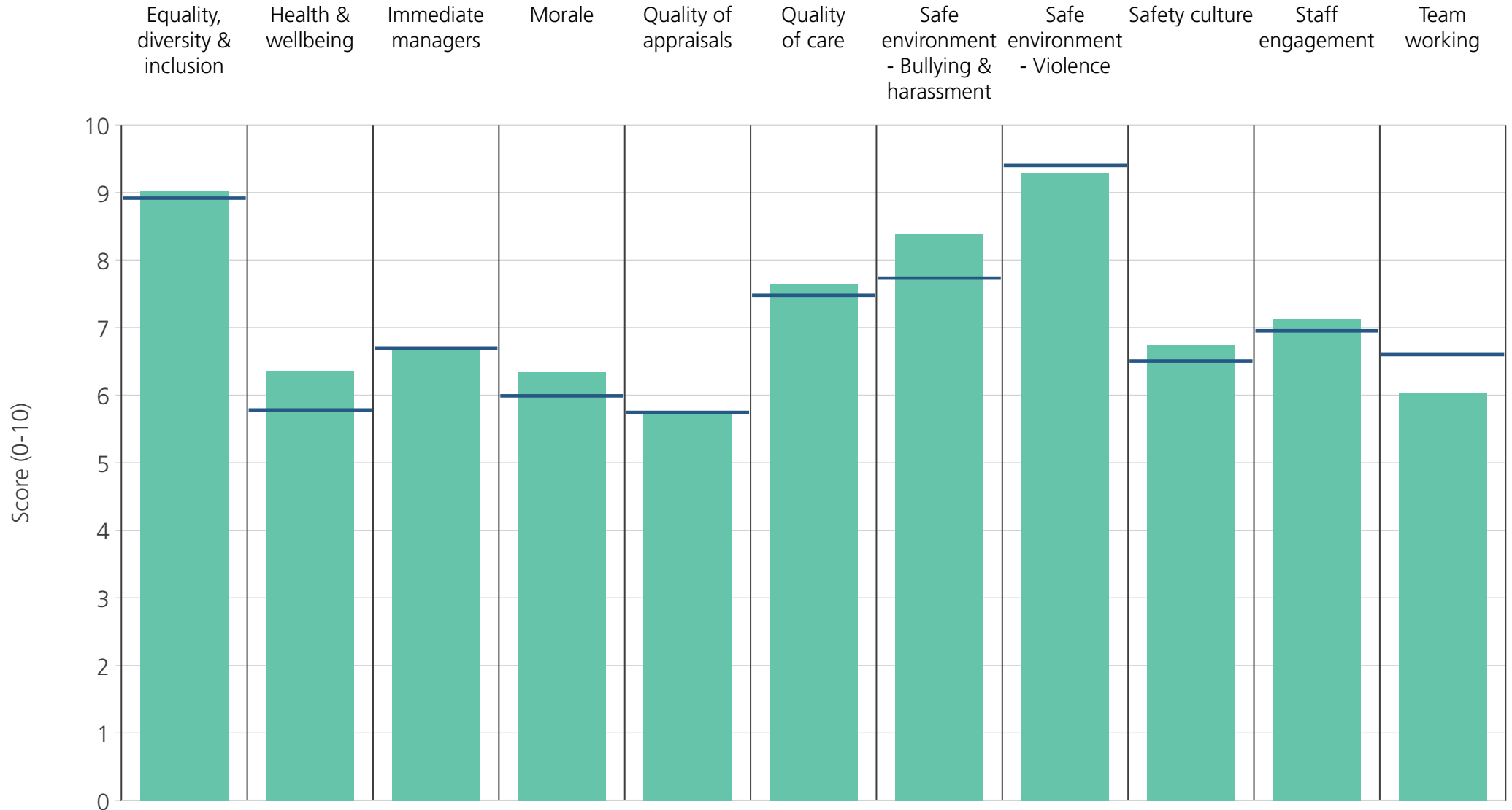


<b>Directorate</b>	8.8	5.1	6.8	5.6	5.7	7.1	7.3	9.3	5.9	6.4	6.9
<b>Your org</b>	8.9	5.8	6.7	6.0	5.7	7.5	7.7	9.4	6.5	7.0	6.6
<b>Responses</b>	102	103	105	103	91	102	103	101	102	106	105

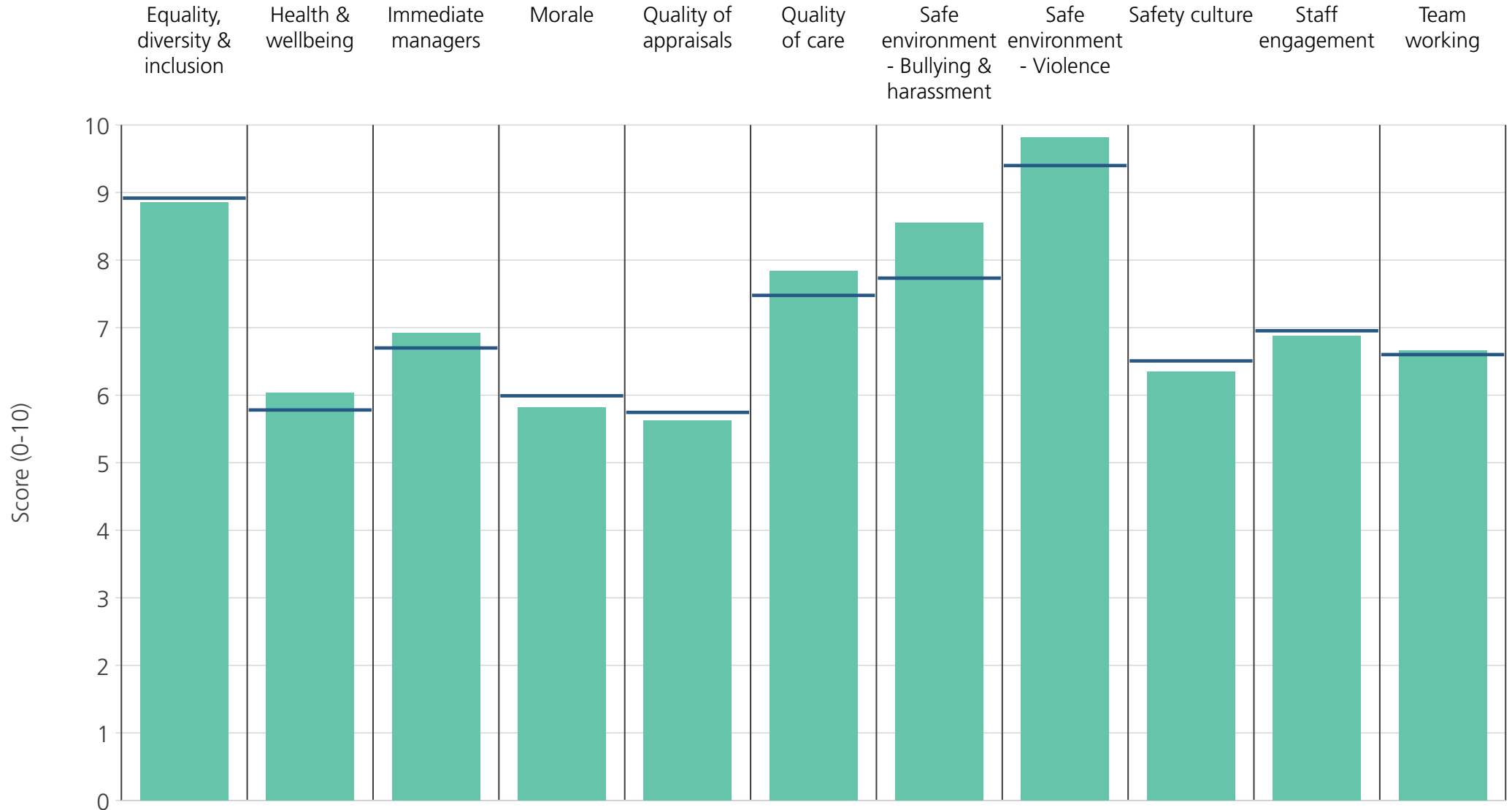


Directorate	9.1	5.5	6.8	5.9	5.3	7.8	7.8	9.3	6.4	6.6	6.0
Your org	8.9	5.8	6.7	6.0	5.7	7.5	7.7	9.4	6.5	7.0	6.6
Responses	134	136	137	133	93	132	136	136	135	139	138

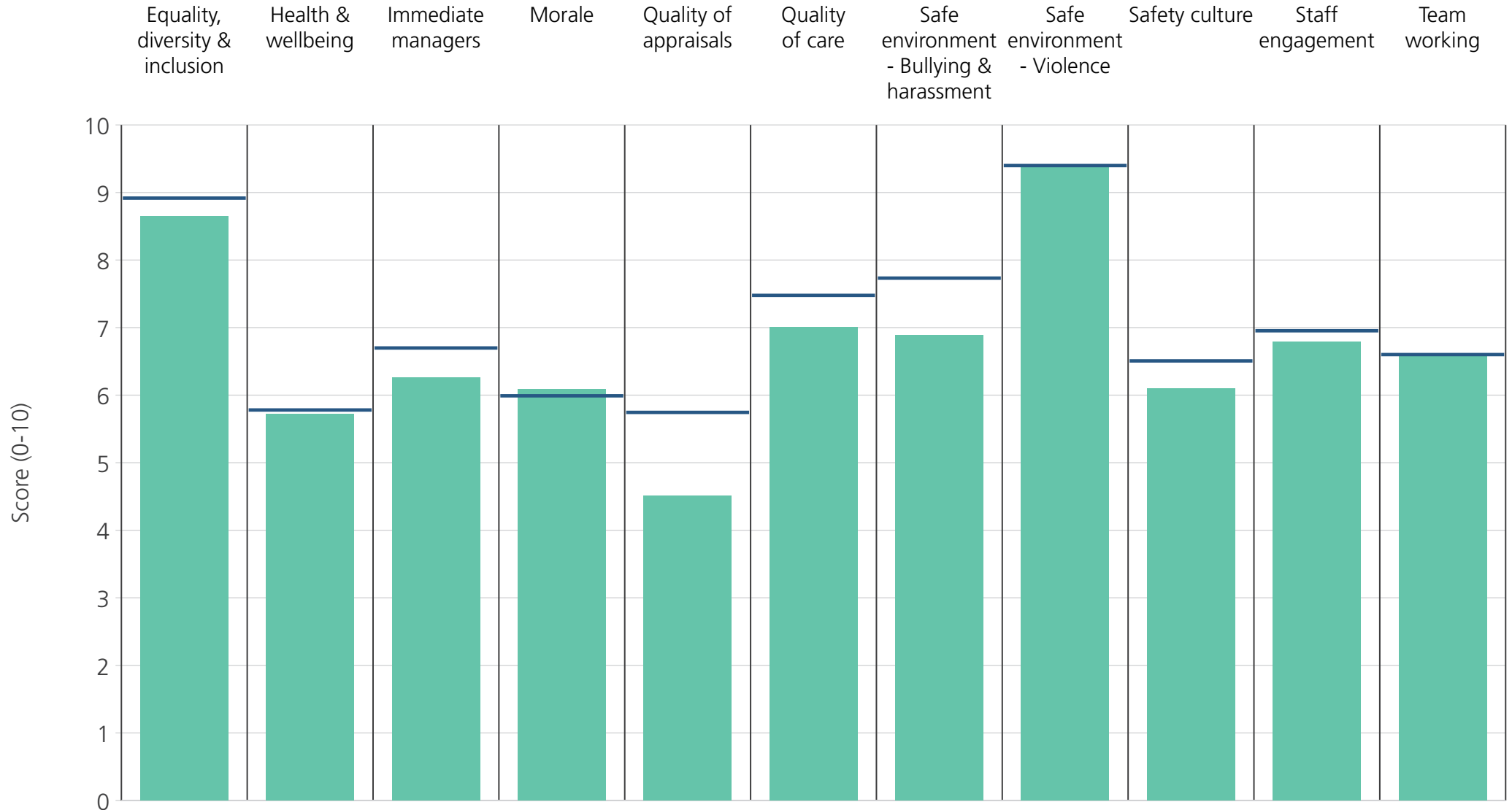




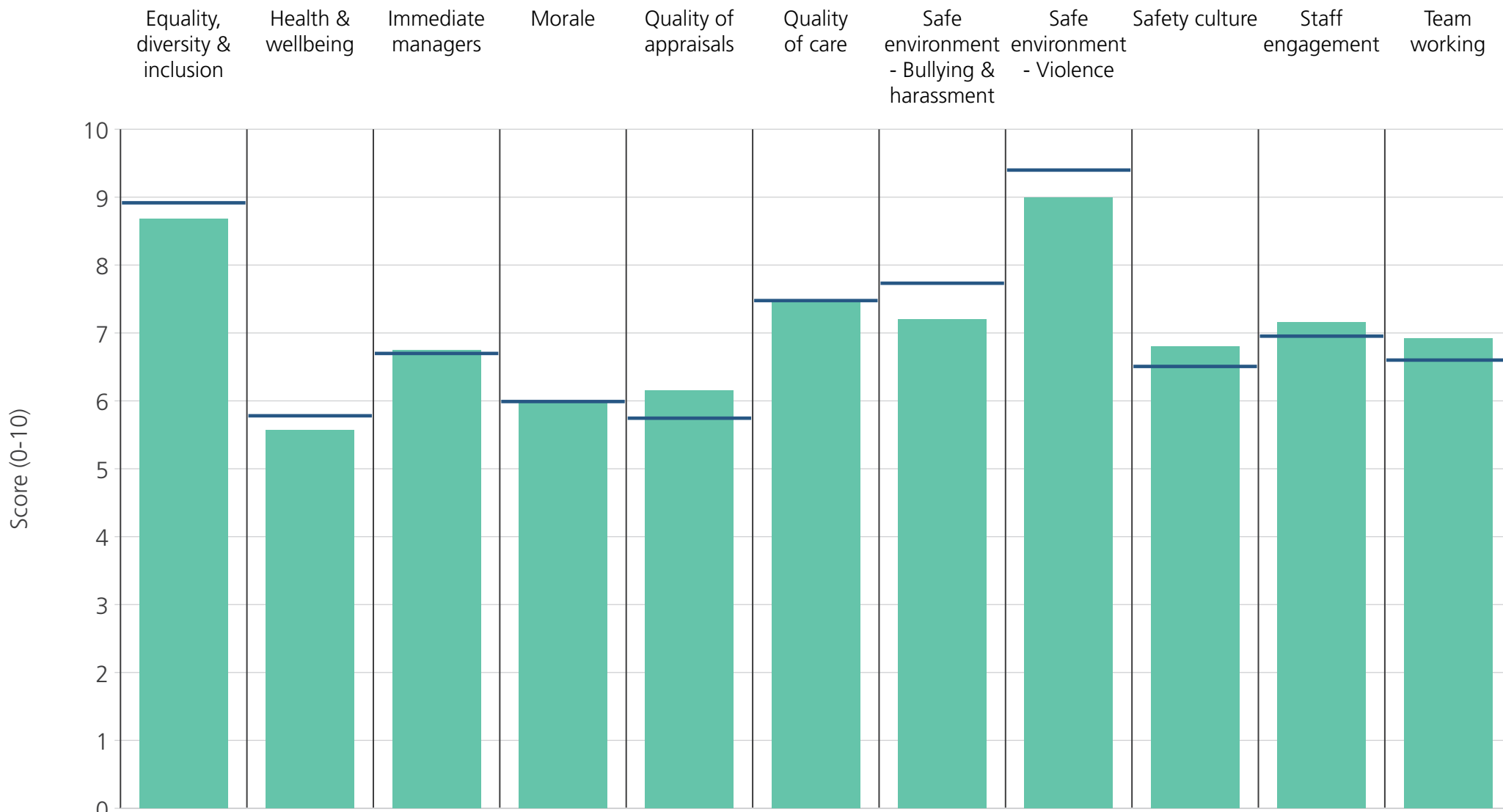
<b>Directorate</b>	9.0	6.3	6.7	6.3	5.7	7.6	8.4	9.3	6.7	7.1	6.0
<b>Your org</b>	8.9	5.8	6.7	6.0	5.7	7.5	7.7	9.4	6.5	7.0	6.6
<b>Responses</b>	118	121	121	120	91	104	113	116	117	121	121



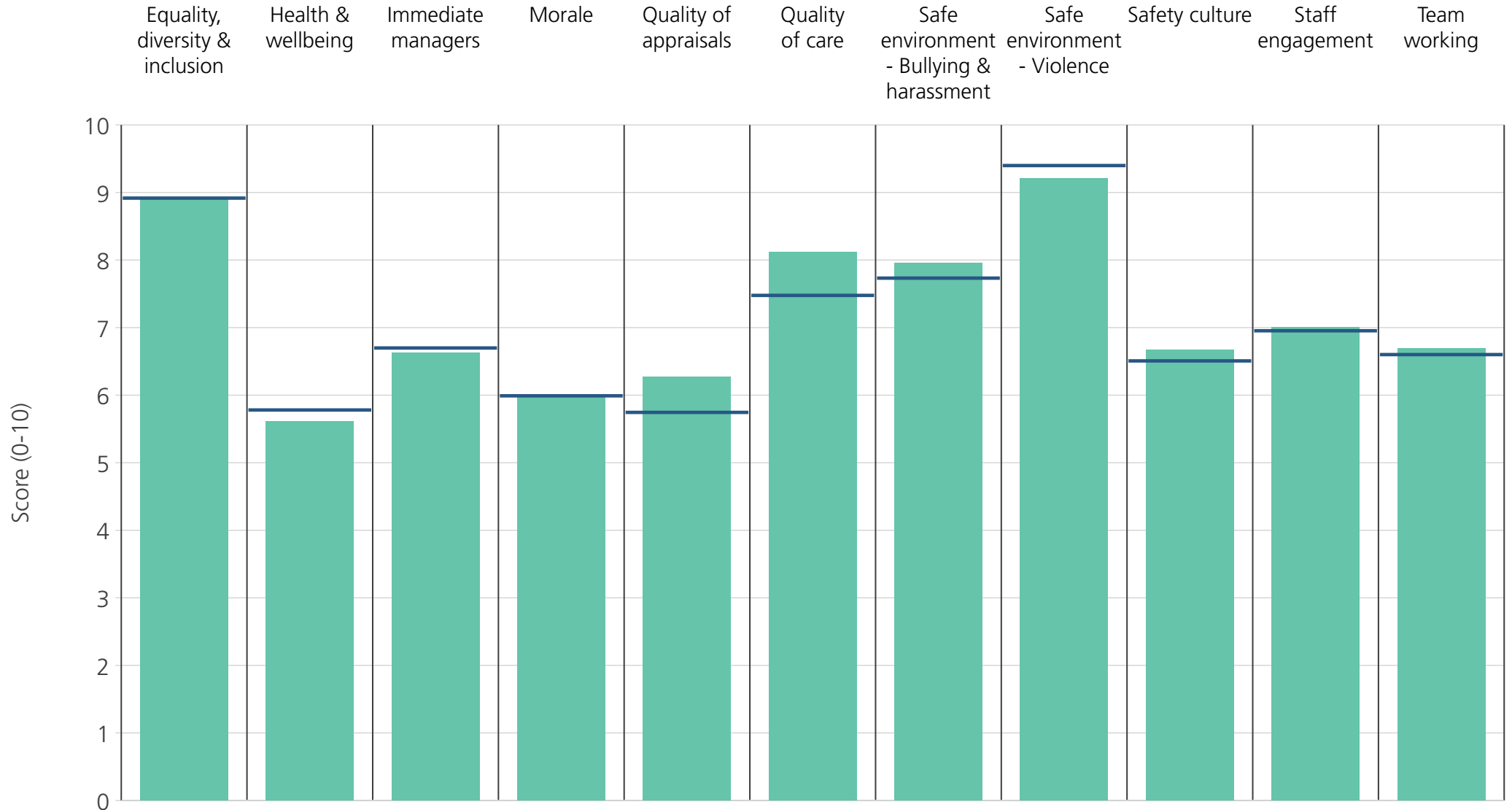
<b>Directorate</b>	8.9	6.0	6.9	5.8	5.6	7.8	8.6	9.8	6.3	6.9	6.7
<b>Your org</b>	8.9	5.8	6.7	6.0	5.7	7.5	7.7	9.4	6.5	7.0	6.6
<b>Responses</b>	105	106	106	105	90	99	106	106	106	106	105



<b>Directorate</b>	8.6	5.7	6.3	6.1	4.5	7.0	6.9	9.4	6.1	6.8	6.6
<b>Your org</b>	8.9	5.8	6.7	6.0	5.7	7.5	7.7	9.4	6.5	7.0	6.6
<b>Responses</b>	213	218	218	215	188	223	217	214	216	225	220



<b>Directorate</b>	8.7	5.6	6.7	6.0	6.1	7.5	7.2	9.0	6.8	7.2	6.9
<b>Your org</b>	8.9	5.8	6.7	6.0	5.7	7.5	7.7	9.4	6.5	7.0	6.6
<b>Responses</b>	812	813	817	807	731	812	809	809	816	817	808



<b>Directorate</b>	8.9	5.6	6.6	6.0	6.3	8.1	8.0	9.2	6.7	7.0	6.7
<b>Your org</b>	8.9	5.8	6.7	6.0	5.7	7.5	7.7	9.4	6.5	7.0	6.6
<b>Responses</b>	251	256	257	253	211	257	255	254	254	258	254