

# Worcestershire Acute Hospitals NHS Trust

2019 NHS Staff Survey

**Directorate Report**

**Contents**

Introduction . . . . .	3
Themes – Directorates 1 . . . . .	4
Add Prof Scientific and Technic . . . . .	5
Additional Clinical Services . . . . .	6
Administrative and Clerical . . . . .	7
Allied Health Professionals . . . . .	8
Estates and Ancillary . . . . .	9
Healthcare Scientists . . . . .	10
Medical and Dental . . . . .	11
Nursing and Midwifery Registered . . . . .	12
Themes – Directorates 2 . . . . .	13
Asset Management and IT . . . . .	14
Corporate . . . . .	15
Specialised Clinical Services Division . . . . .	16
Specialty Medicine . . . . .	17
Surgery . . . . .	18
Urgent Care . . . . .	19
Women & Children . . . . .	20

This directorate report for Worcestershire Acute Hospitals NHS Trust contains results by directorate for themes from the 2019 NHS Staff Survey. These results are compared to the unweighted average for your organisation.

**Please note:** It is possible that there are differences between the 'Your org' scores reported in this directorate report and those in the benchmark report. This is because the results in the benchmark report are weighted to allow for fair comparisons between organisations of a similar type. However, in this report comparisons are made within your organisation so the unweighted organisation result is a more appropriate point of comparison.

The directorate breakdowns used in this report were provided and defined by Worcestershire Acute Hospitals NHS Trust. Details of how the theme scores were calculated are included in the Technical Document, available to download from our [results website](#).

## Key features

Breakdown type and **directorate name** are specified in the header. Black text in the header is hyperlinked: clicking on '2019 NHS Staff Survey Results' navigates back to the contents page.

Directorate results are presented in the context of the (unweighted) **organisation average ('Your org')**, so it is easy to tell if a directorate is performing better or worse than the organisation average. For all themes, a higher score is a better result than a lower score.

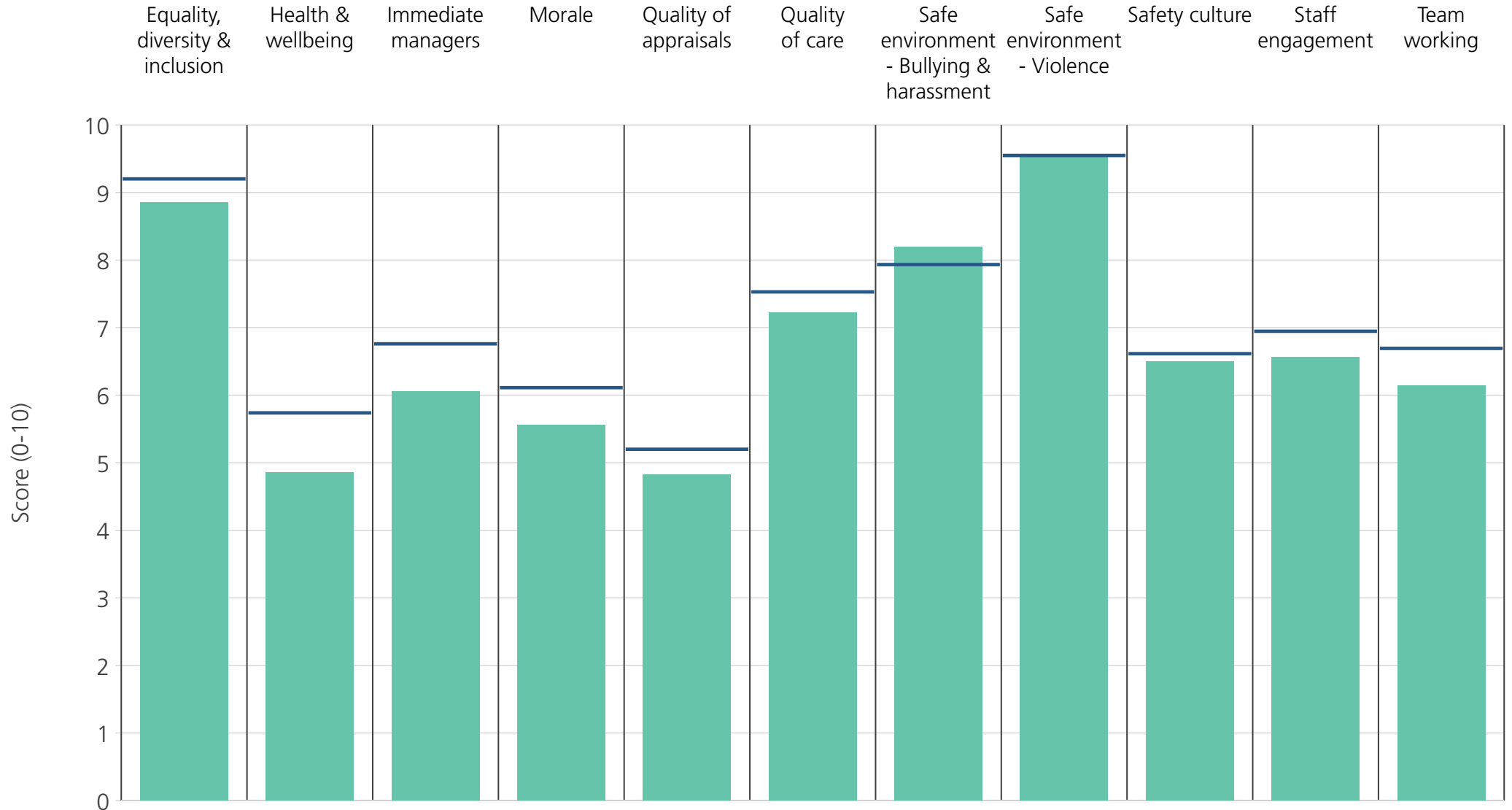
The **number of responses** feeding into each theme score **for the given directorate** is specified below the table containing the directorate and trust scores.



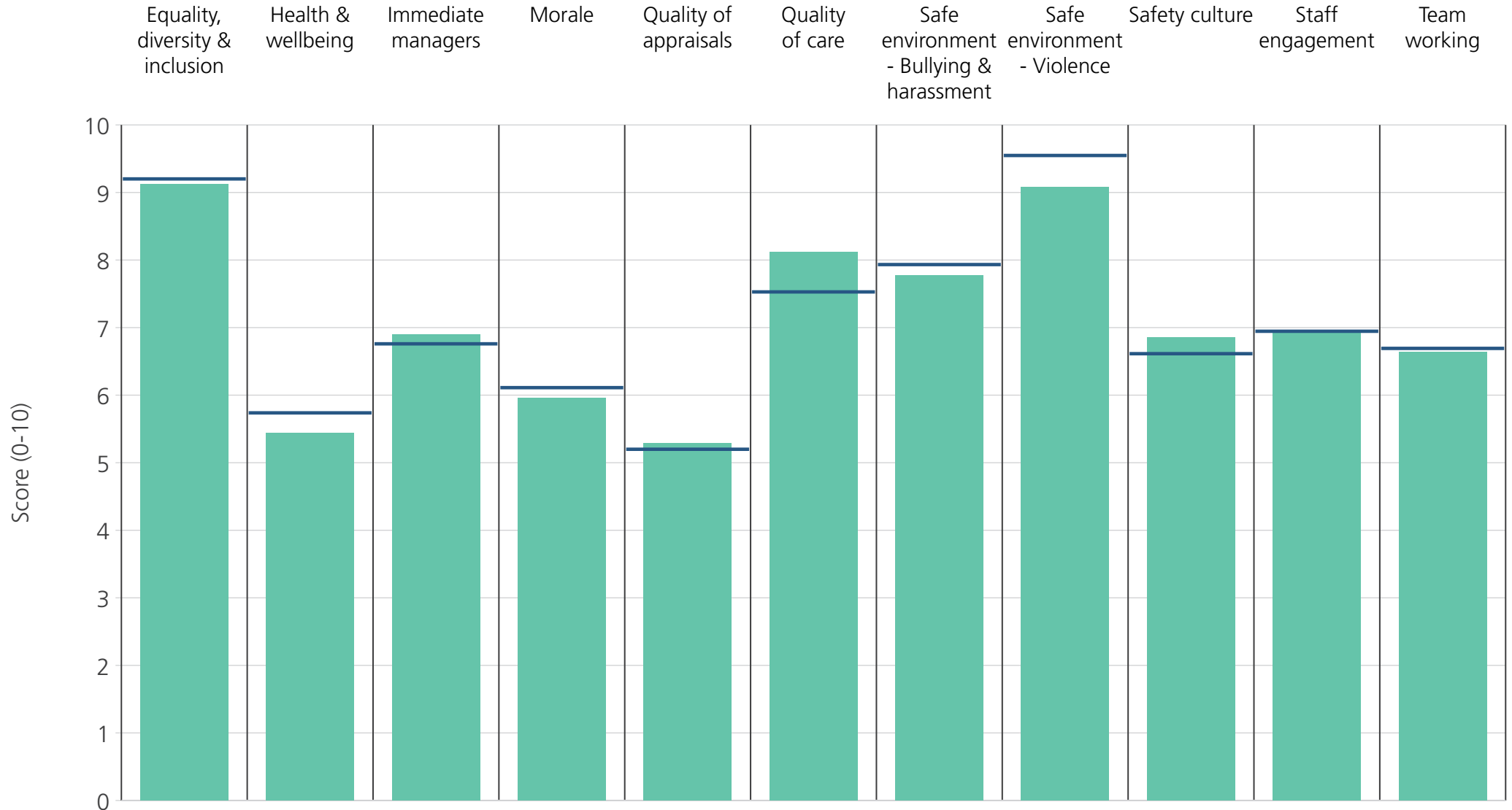
**! Note:** when there are less than 11 responses in a group, results are suppressed to protect staff confidentiality

# Directorates 1

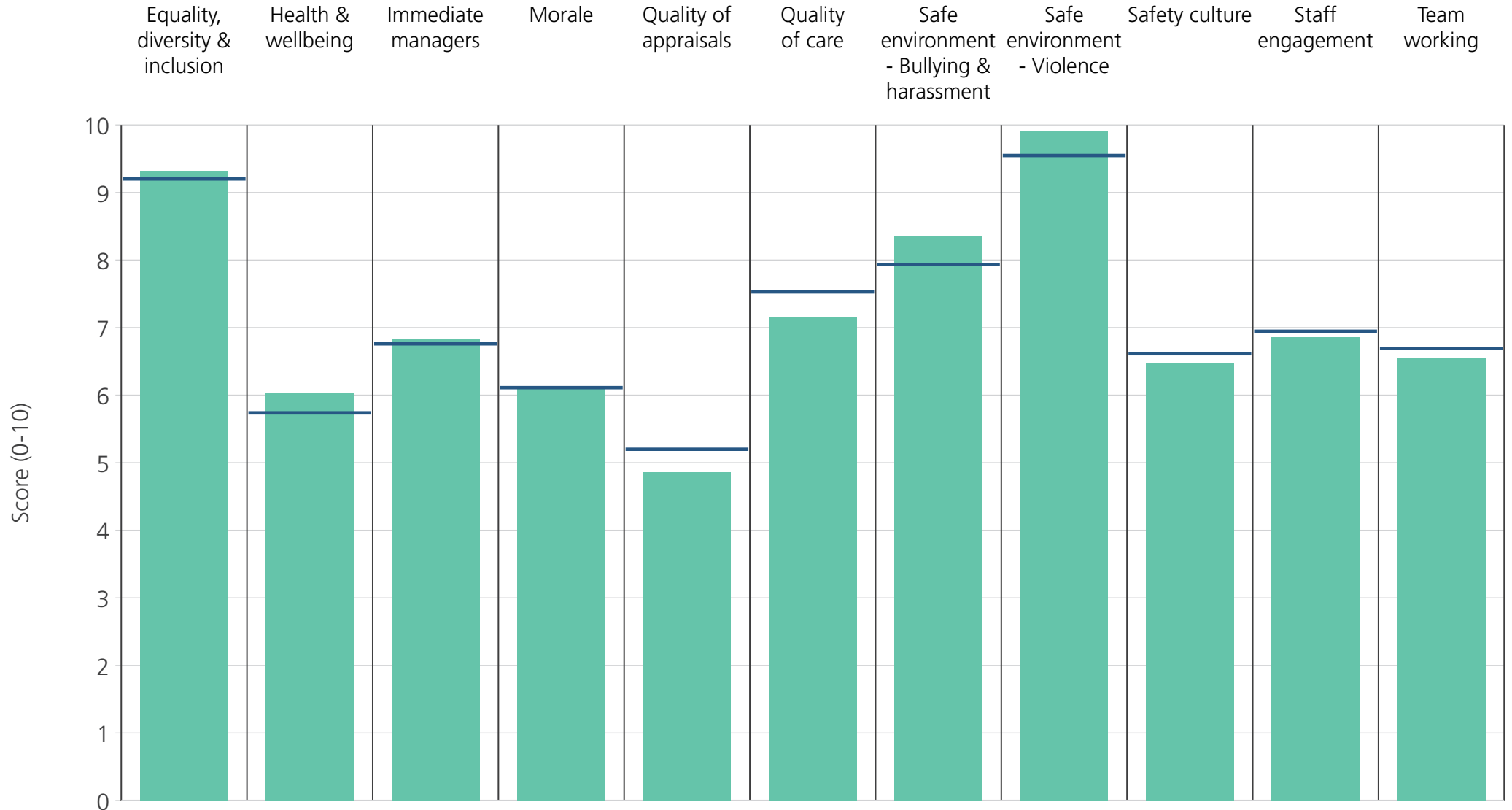
Worcestershire Acute Hospitals NHS Trust  
2019 NHS Staff Survey Results



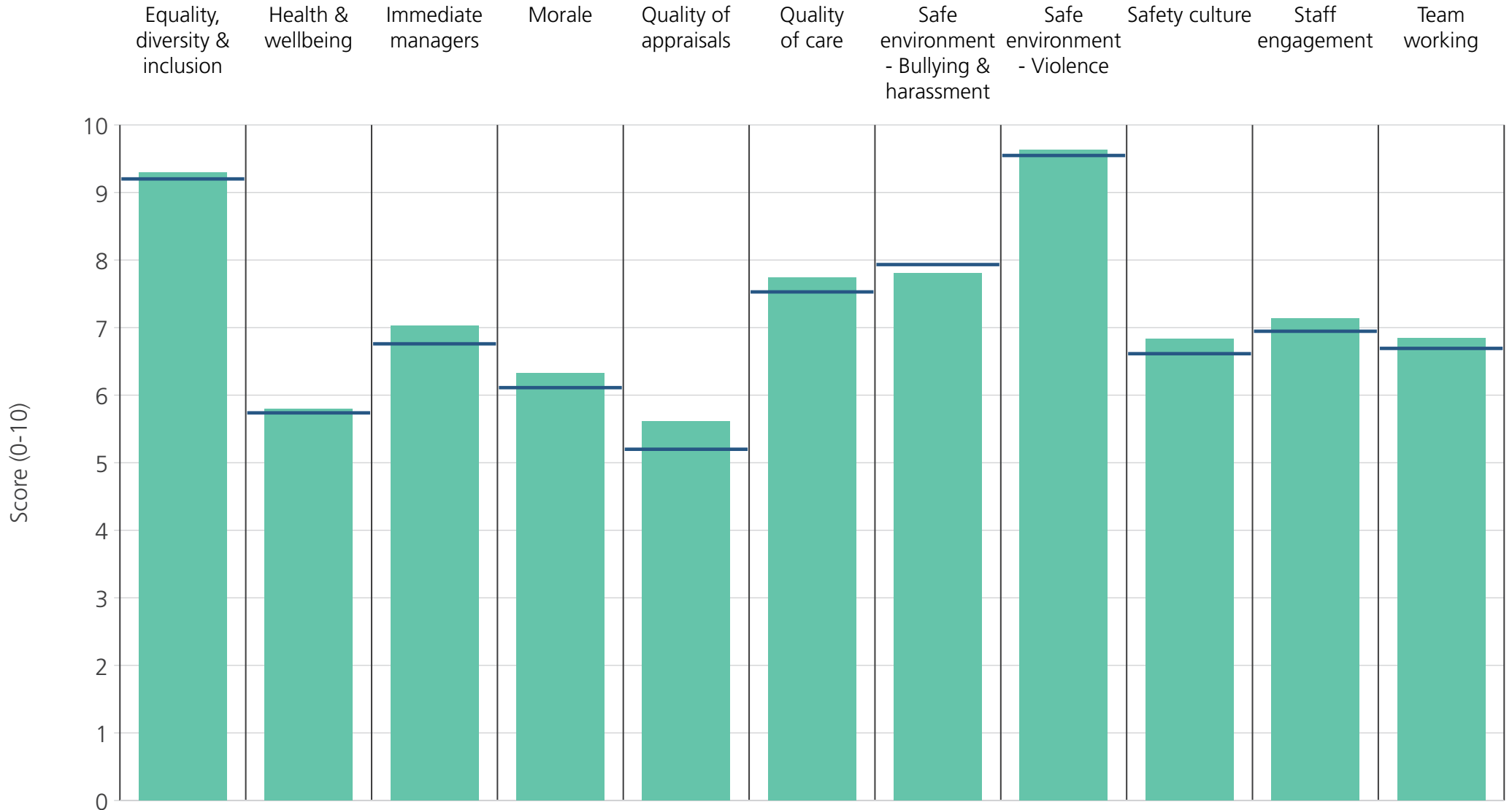
<b>Directorate</b>	8.9	4.9	6.1	5.6	4.8	7.2	8.2	9.5	6.5	6.6	6.1
<b>Your org</b>	9.2	5.7	6.8	6.1	5.2	7.5	7.9	9.5	6.6	6.9	6.7
<b>Responses</b>	95	94	96	93	84	94	93	95	95	97	95



<b>Directorate</b>	9.1	5.4	6.9	6.0	5.3	8.1	7.8	9.1	6.9	6.9	6.6
<b>Your org</b>	9.2	5.7	6.8	6.1	5.2	7.5	7.9	9.5	6.6	6.9	6.7
<b>Responses</b>	285	292	294	286	223	284	286	283	288	296	291

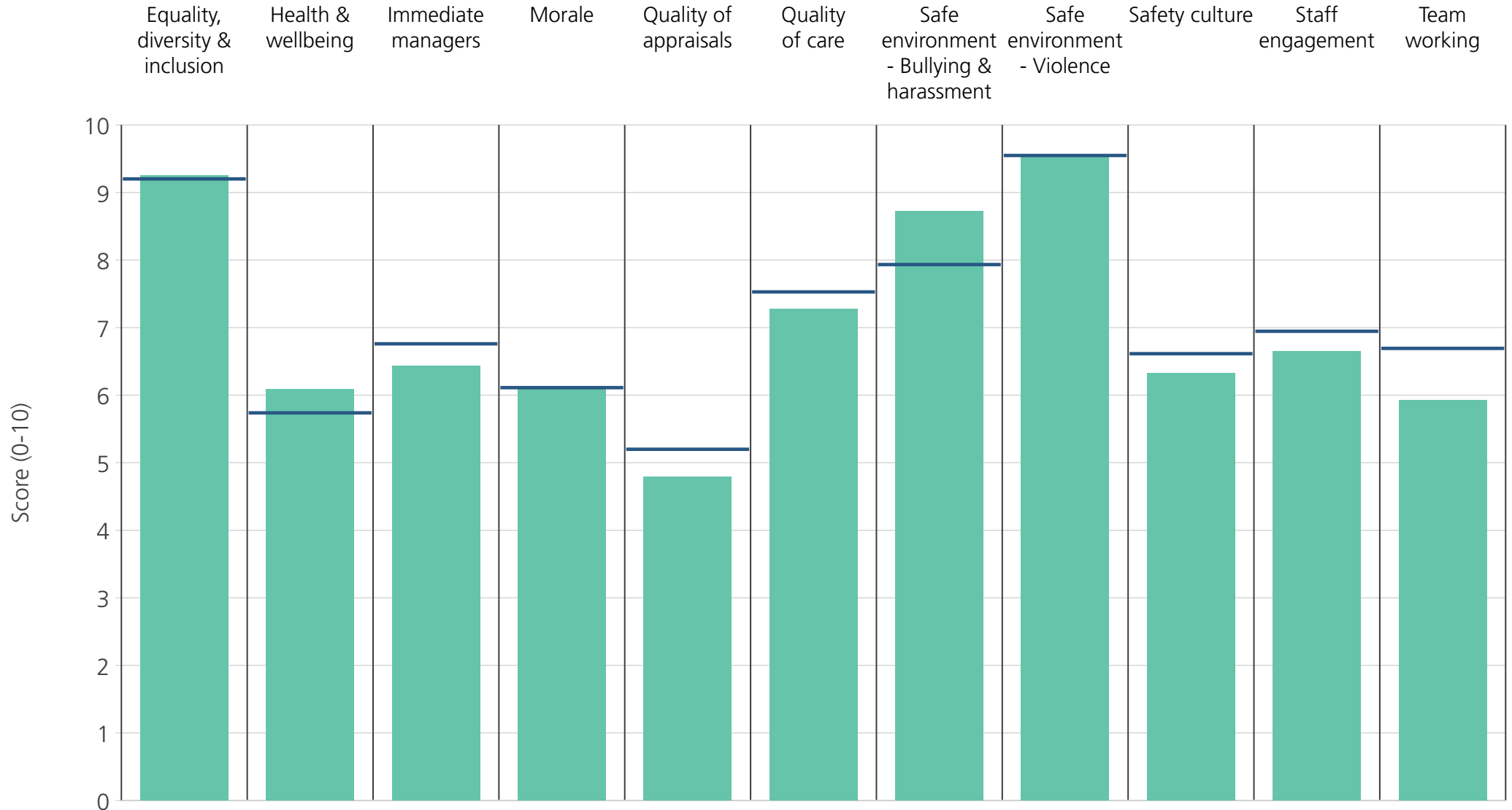


<b>Directorate</b>	9.3	6.0	6.8	6.1	4.9	7.1	8.3	9.9	6.5	6.9	6.6
<b>Your org</b>	9.2	5.7	6.8	6.1	5.2	7.5	7.9	9.5	6.6	6.9	6.7
<b>Responses</b>	615	622	626	621	524	389	622	614	614	629	615

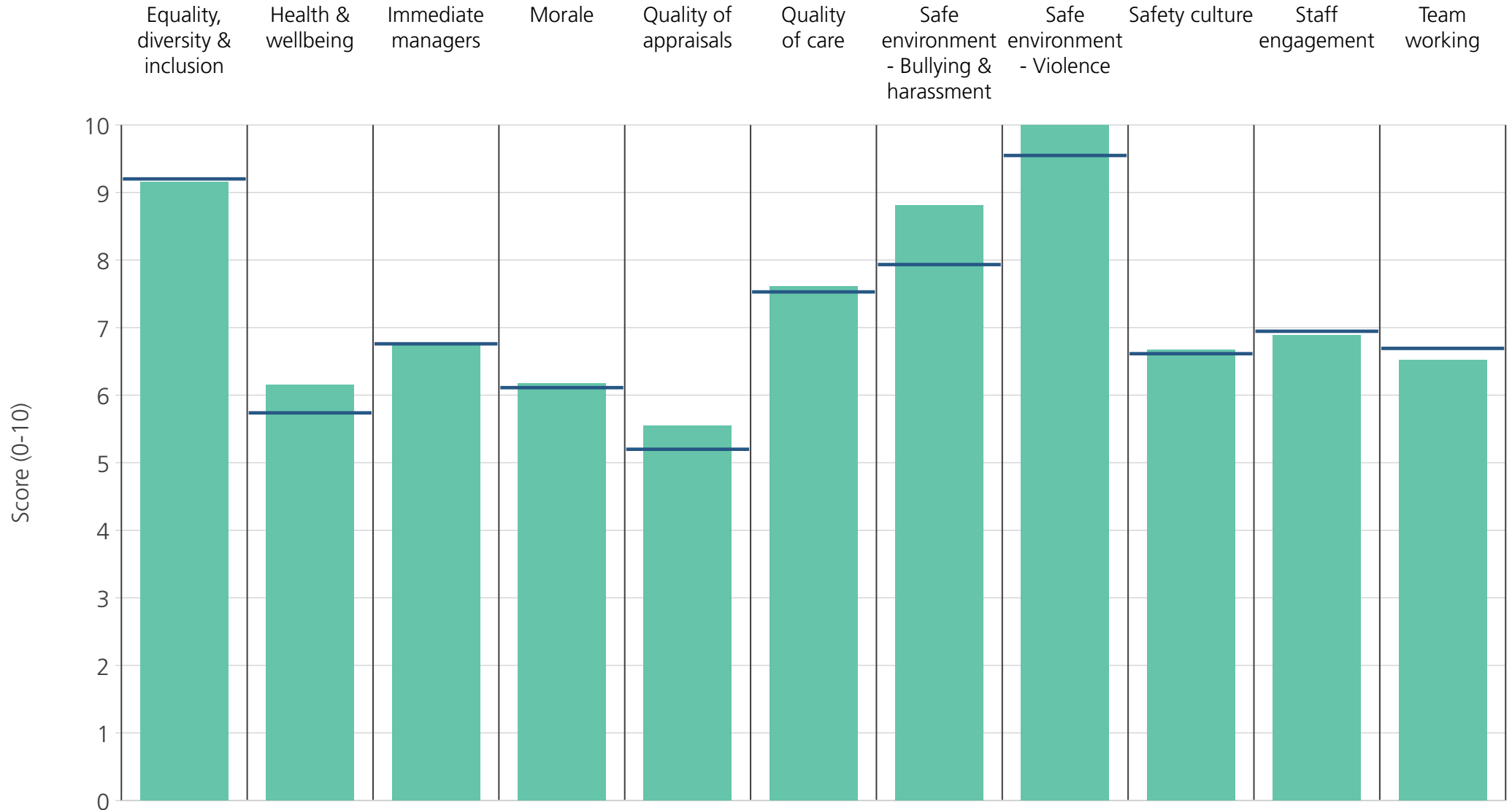


<b>Directorate</b>	9.3	5.8	7.0	6.3	5.6	7.7	7.8	9.6	6.8	7.1	6.8
<b>Your org</b>	9.2	5.7	6.8	6.1	5.2	7.5	7.9	9.5	6.6	6.9	6.7
<b>Responses</b>	179	180	180	177	162	181	179	179	180	183	180

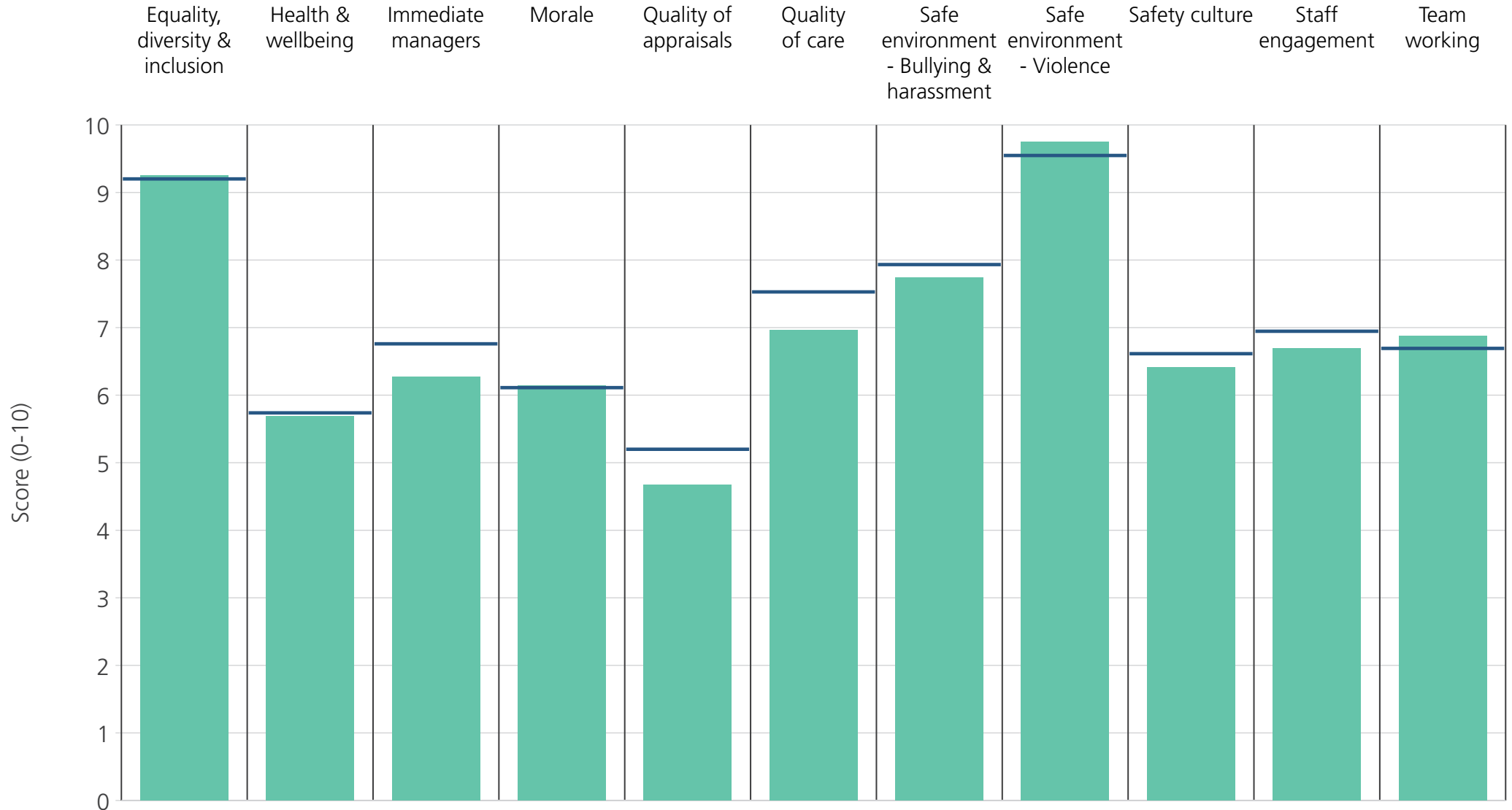




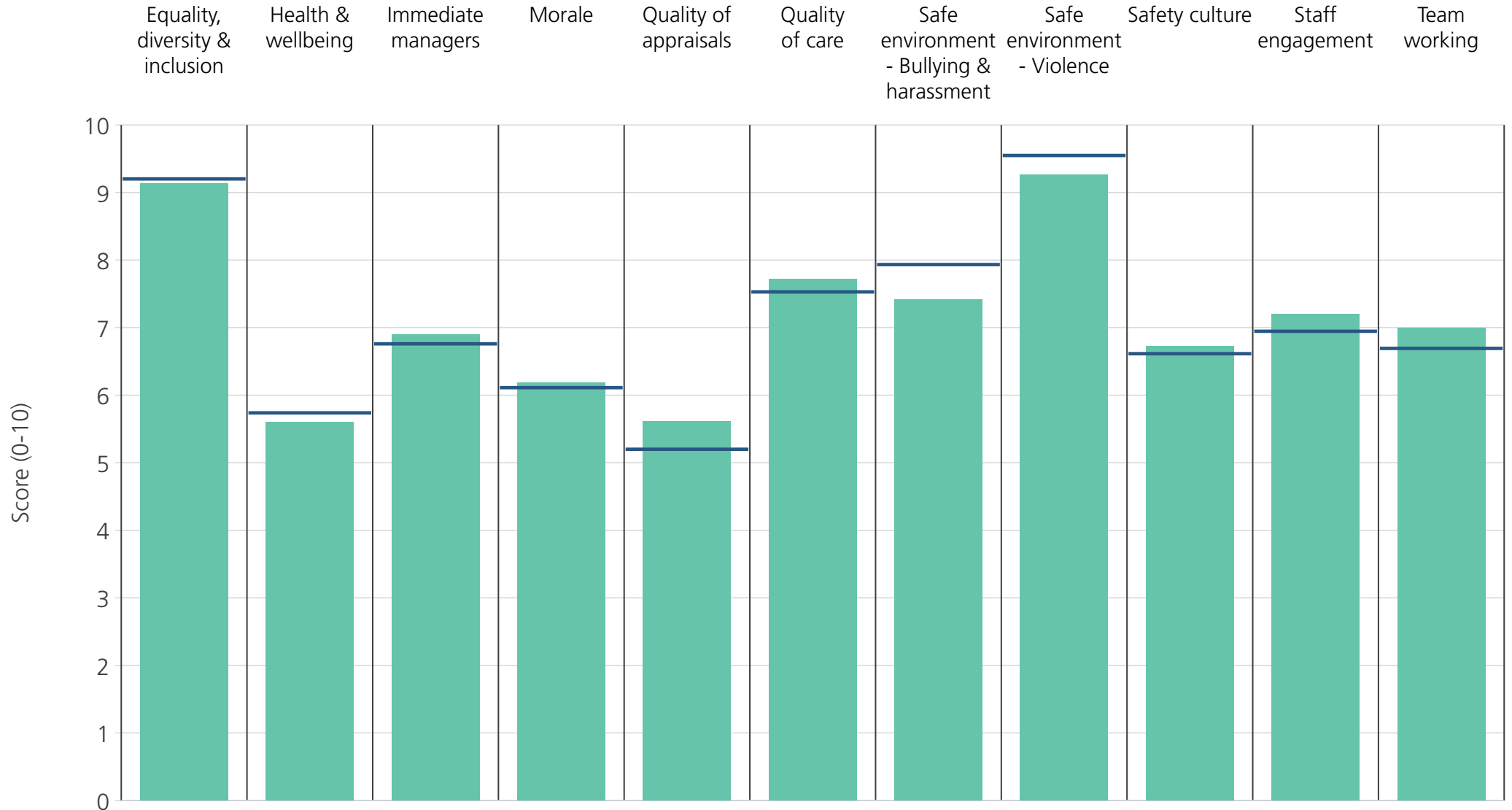
<b>Directorate</b>	9.3	6.1	6.4	6.1	4.8	7.3	8.7	9.5	6.3	6.6	5.9
<b>Your org</b>	9.2	5.7	6.8	6.1	5.2	7.5	7.9	9.5	6.6	6.9	6.7
<b>Responses</b>	119	123	125	121	80	81	121	121	118	123	122



<b>Directorate</b>	9.2	6.2	6.8	6.2	5.6	7.6	8.8	10.0	6.7	6.9	6.5
<b>Your org</b>	9.2	5.7	6.8	6.1	5.2	7.5	7.9	9.5	6.6	6.9	6.7
<b>Responses</b>	86	87	86	87	78	83	87	85	86	88	87



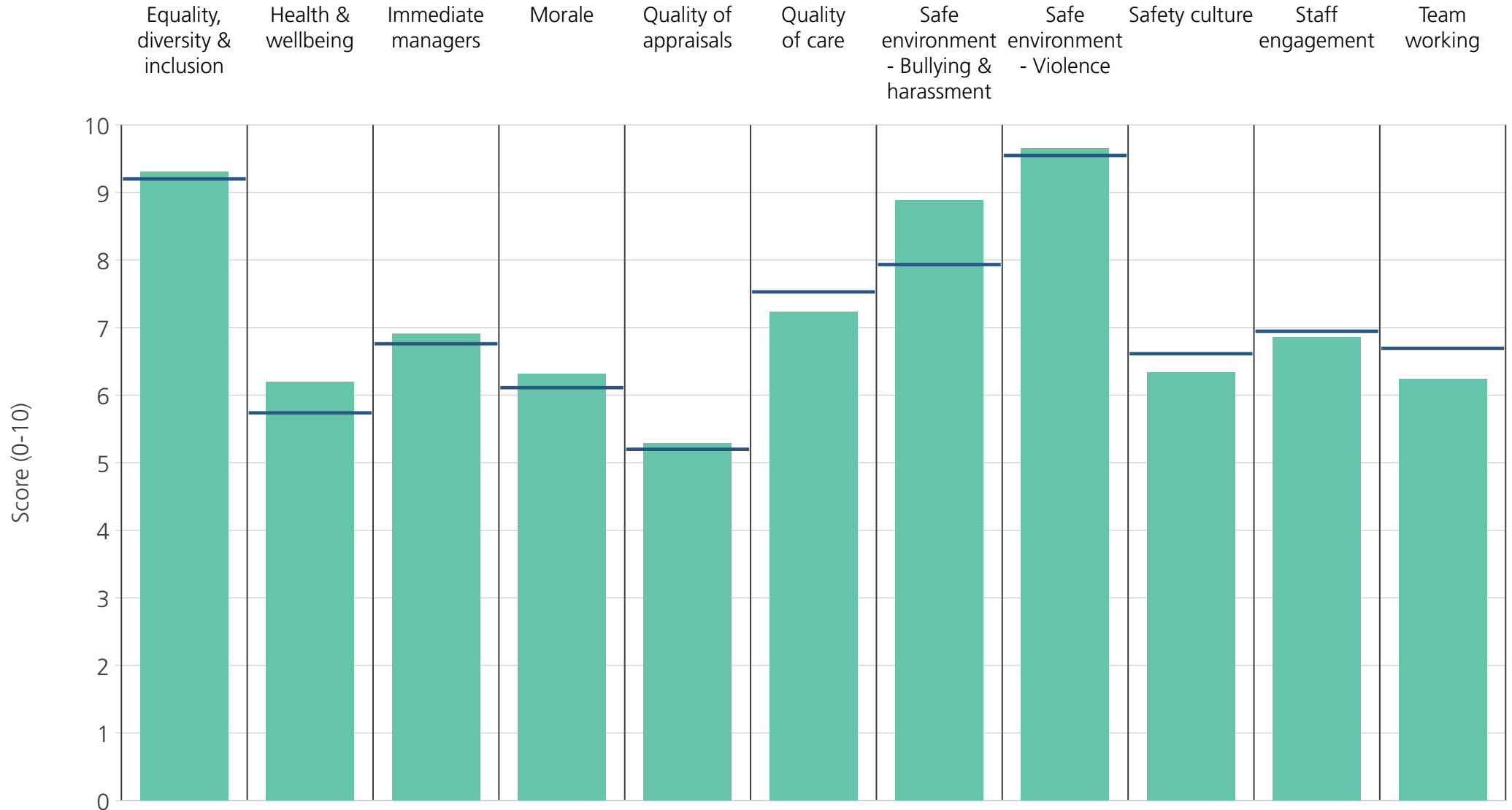
<b>Directorate</b>	9.3	5.7	6.3	6.1	4.7	7.0	7.7	9.7	6.4	6.7	6.9
<b>Your org</b>	9.2	5.7	6.8	6.1	5.2	7.5	7.9	9.5	6.6	6.9	6.7
<b>Responses</b>	238	239	239	237	213	241	239	238	238	242	237



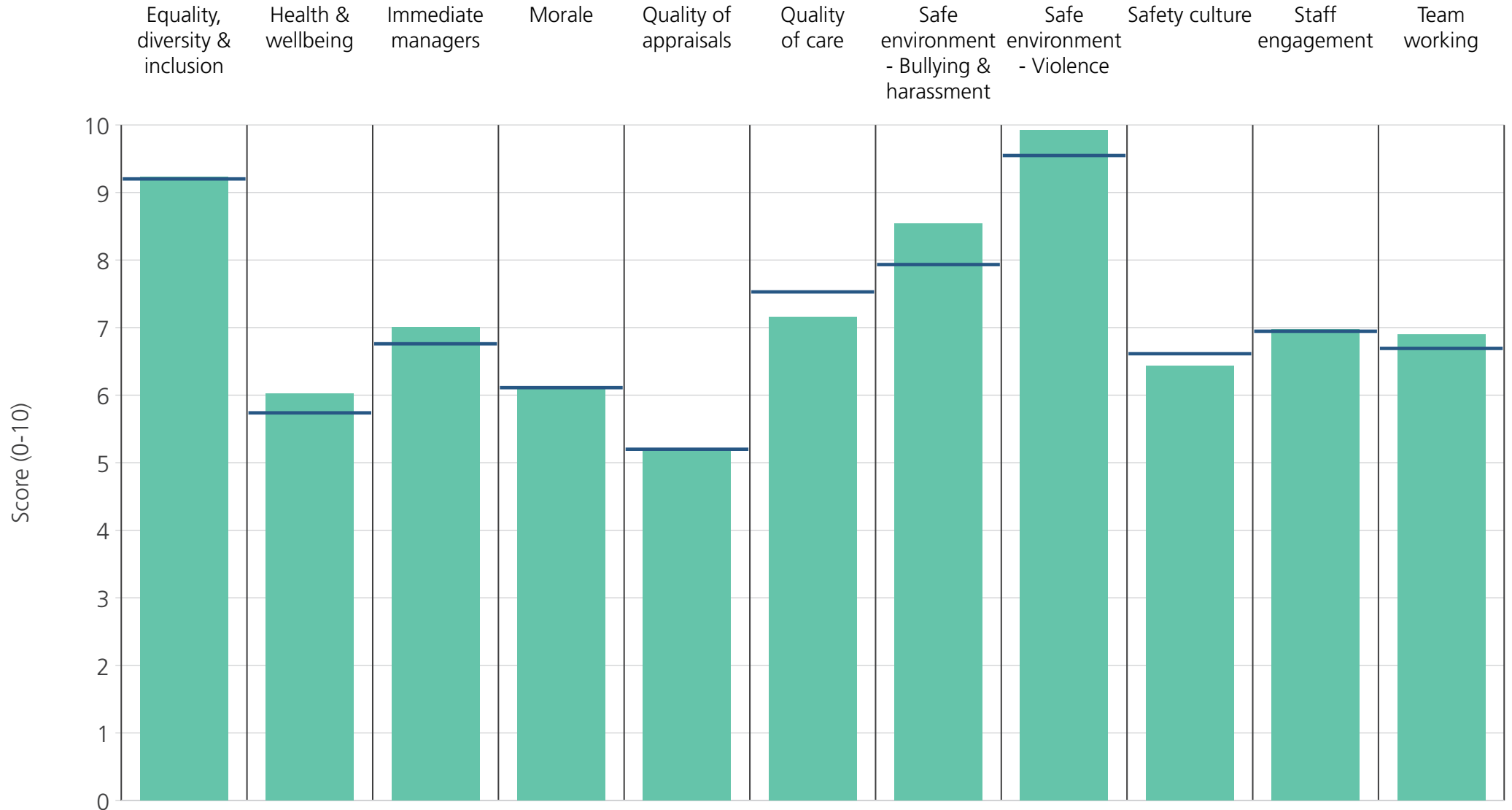
<b>Directorate</b>	9.1	5.6	6.9	6.2	5.6	7.7	7.4	9.3	6.7	7.2	7.0
<b>Your org</b>	9.2	5.7	6.8	6.1	5.2	7.5	7.9	9.5	6.6	6.9	6.7
<b>Responses</b>	649	653	657	642	601	652	650	648	649	664	649

# Directorates 2

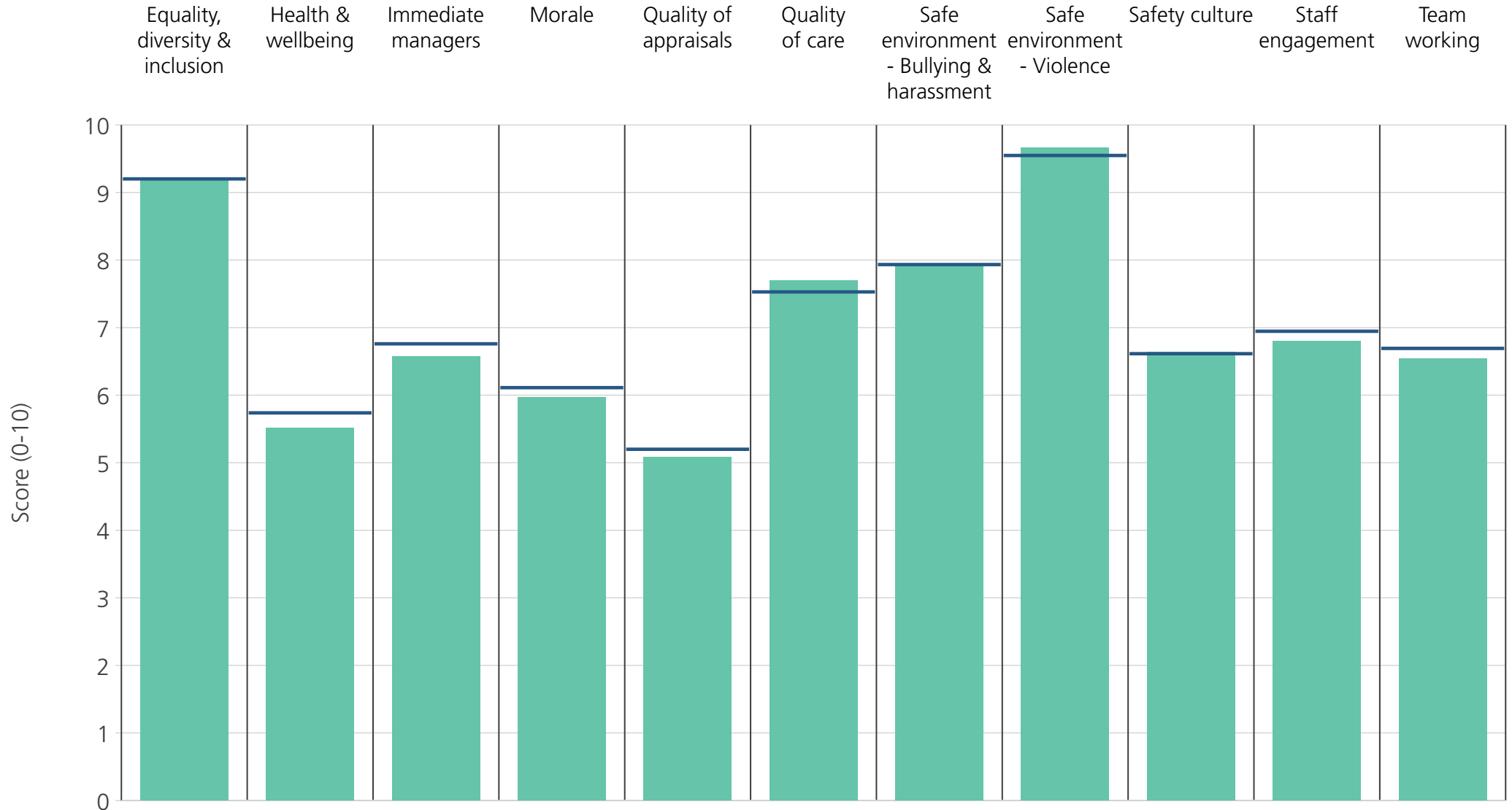
Worcestershire Acute Hospitals NHS Trust  
2019 NHS Staff Survey Results



<b>Directorate</b>	9.3	6.2	6.9	6.3	5.3	7.2	8.9	9.7	6.3	6.9	6.2
<b>Your org</b>	9.2	5.7	6.8	6.1	5.2	7.5	7.9	9.5	6.6	6.9	6.7
<b>Responses</b>	133	136	136	132	92	84	136	134	131	135	136

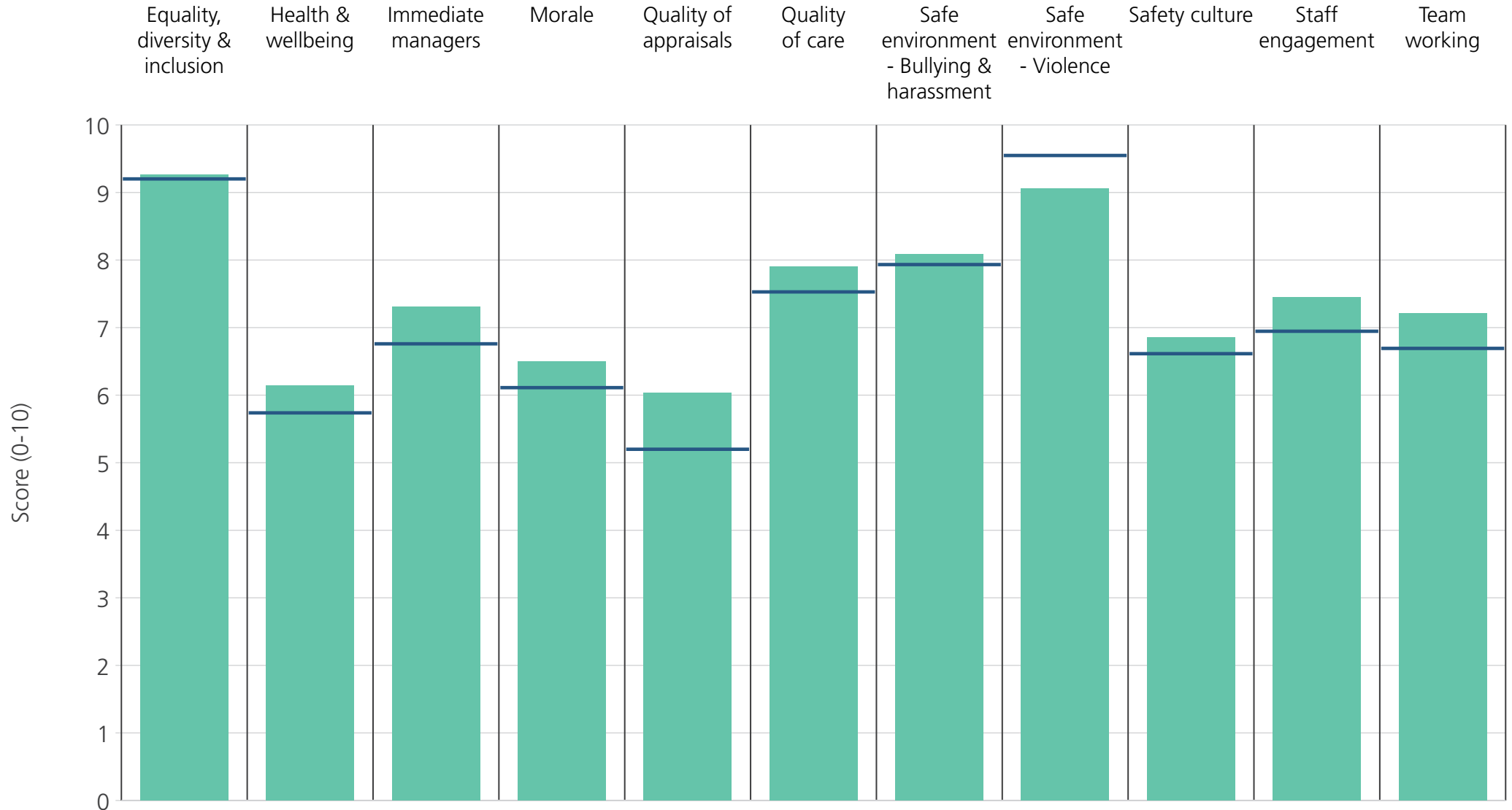


<b>Directorate</b>	9.2	6.0	7.0	6.1	5.2	7.2	8.5	9.9	6.4	7.0	6.9
<b>Your org</b>	9.2	5.7	6.8	6.1	5.2	7.5	7.9	9.5	6.6	6.9	6.7
<b>Responses</b>	306	310	310	309	266	169	310	307	304	313	308

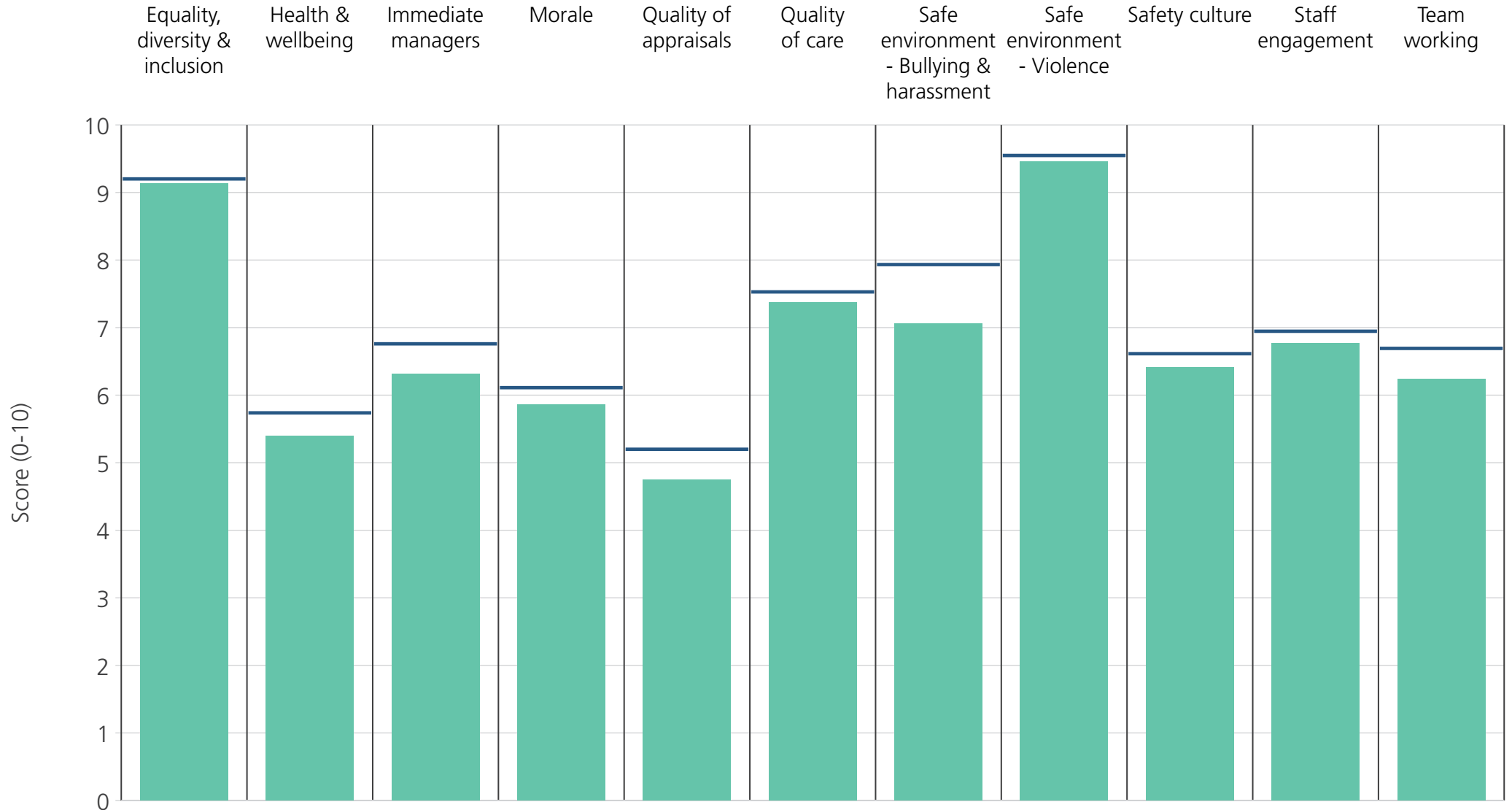


<b>Directorate</b>	9.2	5.5	6.6	6.0	5.1	7.7	7.9	9.7	6.6	6.8	6.5
<b>Your org</b>	9.2	5.7	6.8	6.1	5.2	7.5	7.9	9.5	6.6	6.9	6.7
<b>Responses</b>	827	830	838	826	732	790	825	826	828	844	823

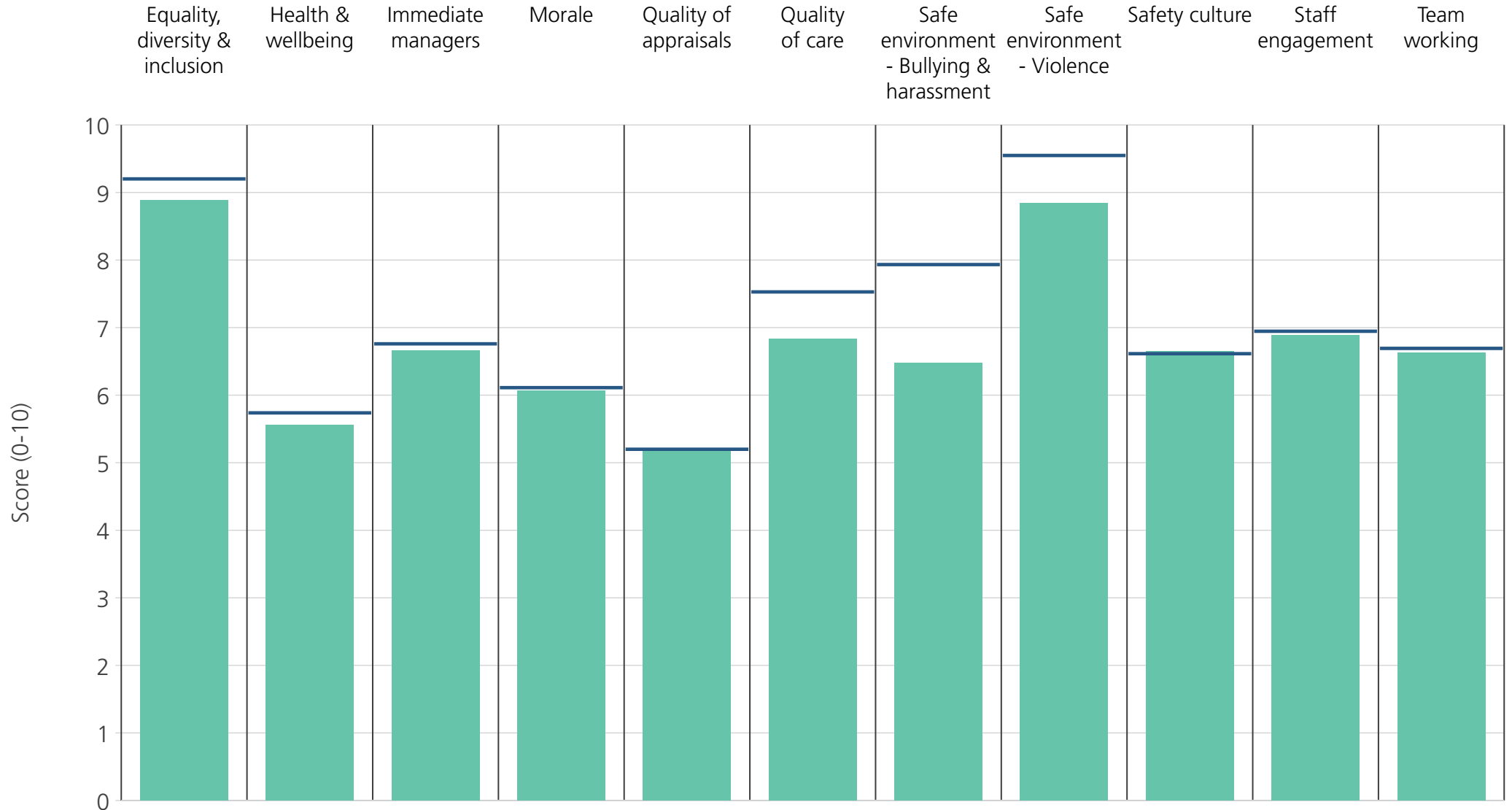




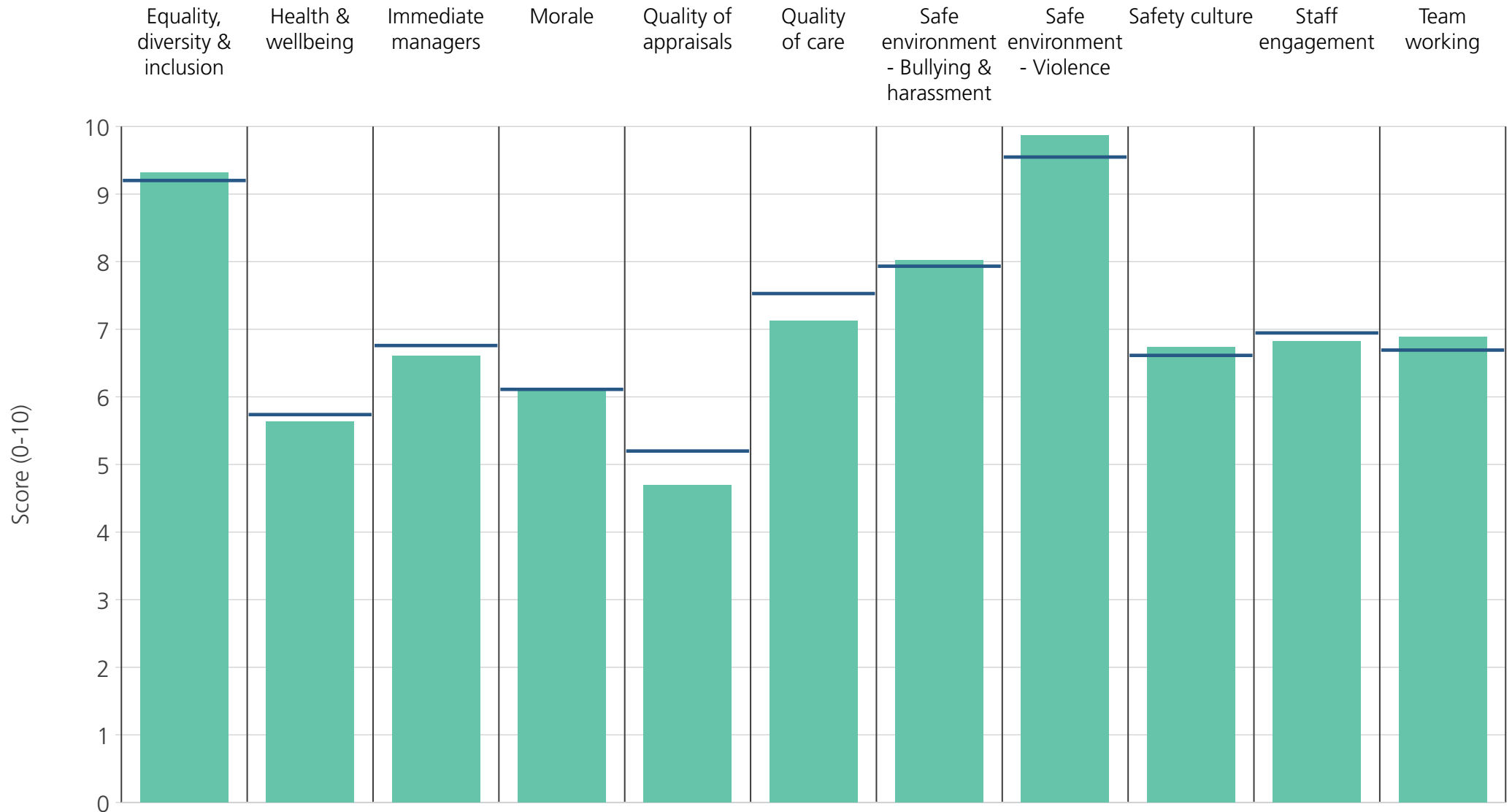
<b>Directorate</b>	9.3	6.1	7.3	6.5	6.0	7.9	8.1	9.1	6.9	7.4	7.2
<b>Your org</b>	9.2	5.7	6.8	6.1	5.2	7.5	7.9	9.5	6.6	6.9	6.7
<b>Responses</b>	405	411	413	403	346	392	408	404	405	416	407



<b>Directorate</b>	9.1	5.4	6.3	5.9	4.7	7.4	7.1	9.5	6.4	6.8	6.2
<b>Your org</b>	9.2	5.7	6.8	6.1	5.2	7.5	7.9	9.5	6.6	6.9	6.7
<b>Responses</b>	270	274	273	273	235	261	271	271	272	279	275



<b>Directorate</b>	8.9	5.6	6.7	6.1	5.2	6.8	6.5	8.8	6.6	6.9	6.6
<b>Your org</b>	9.2	5.7	6.8	6.1	5.2	7.5	7.9	9.5	6.6	6.9	6.7
<b>Responses</b>	102	106	108	103	86	96	105	101	105	108	106



<b>Directorate</b>	9.3	5.6	6.6	6.1	4.7	7.1	8.0	9.9	6.7	6.8	6.9
<b>Your org</b>	9.2	5.7	6.8	6.1	5.2	7.5	7.9	9.5	6.6	6.9	6.7
<b>Responses</b>	223	223	225	218	208	213	222	220	223	227	221