

# Surrey and Borders Partnership NHS Foundation Trust

2019 NHS Staff Survey

**Directorate Report**

**Contents**

Introduction . . . . .	3
Themes – Directorates 1 . . . . .	4
Add Prof Scientific and Technic . . . . .	5
Additional Clinical Services . . . . .	6
Administrative and Clerical . . . . .	7
Allied Health Professionals . . . . .	8
Medical and Dental . . . . .	9
Nursing and Midwifery Registered . . . . .	10
Themes – Directorates 2 . . . . .	11
Adult Mental Health . . . . .	12
CEO . . . . .	13
Chief Finance Officer . . . . .	14
Chief Information Officer . . . . .	15
Chief Nursing Officer . . . . .	16
Children and Young People Services . . . . .	17
Developmental Paediatrics . . . . .	18
Innovation & Therapies . . . . .	19
Learning Disabilities . . . . .	20
Medical Directorate . . . . .	21
Older People Mental Health . . . . .	22
OPMH Specialist Services . . . . .	23
Workforce . . . . .	24

This directorate report for Surrey and Borders Partnership NHS Foundation Trust contains results by directorate for themes from the 2019 NHS Staff Survey. These results are compared to the unweighted average for your organisation.

**Please note:** It is possible that there are differences between the 'Your org' scores reported in this directorate report and those in the benchmark report. This is because the results in the benchmark report are weighted to allow for fair comparisons between organisations of a similar type. However, in this report comparisons are made within your organisation so the unweighted organisation result is a more appropriate point of comparison.

The directorate breakdowns used in this report were provided and defined by Surrey and Borders Partnership NHS Foundation Trust. Details of how the theme scores were calculated are included in the Technical Document, available to download from our [results website](#).

## Key features

Breakdown type and **directorate name** are specified in the header. Black text in the header is hyperlinked: clicking on '2019 NHS Staff Survey Results' navigates back to the contents page.

Directorate results are presented in the context of the (unweighted) **organisation average ('Your org')**, so it is easy to tell if a directorate is performing better or worse than the organisation average. For all themes, a higher score is a better result than a lower score.

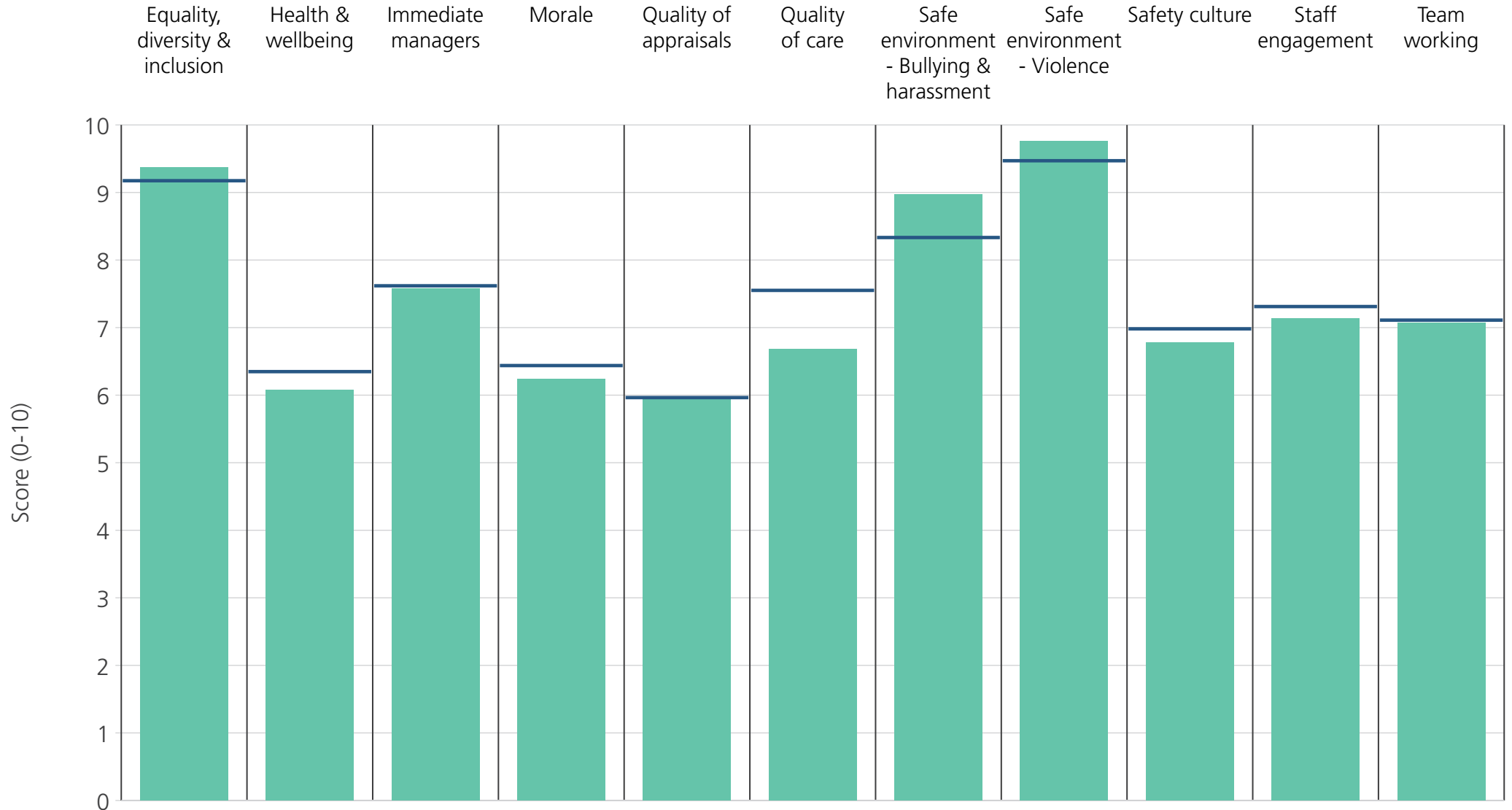
The **number of responses** feeding into each theme score **for the given directorate** is specified below the table containing the directorate and trust scores.



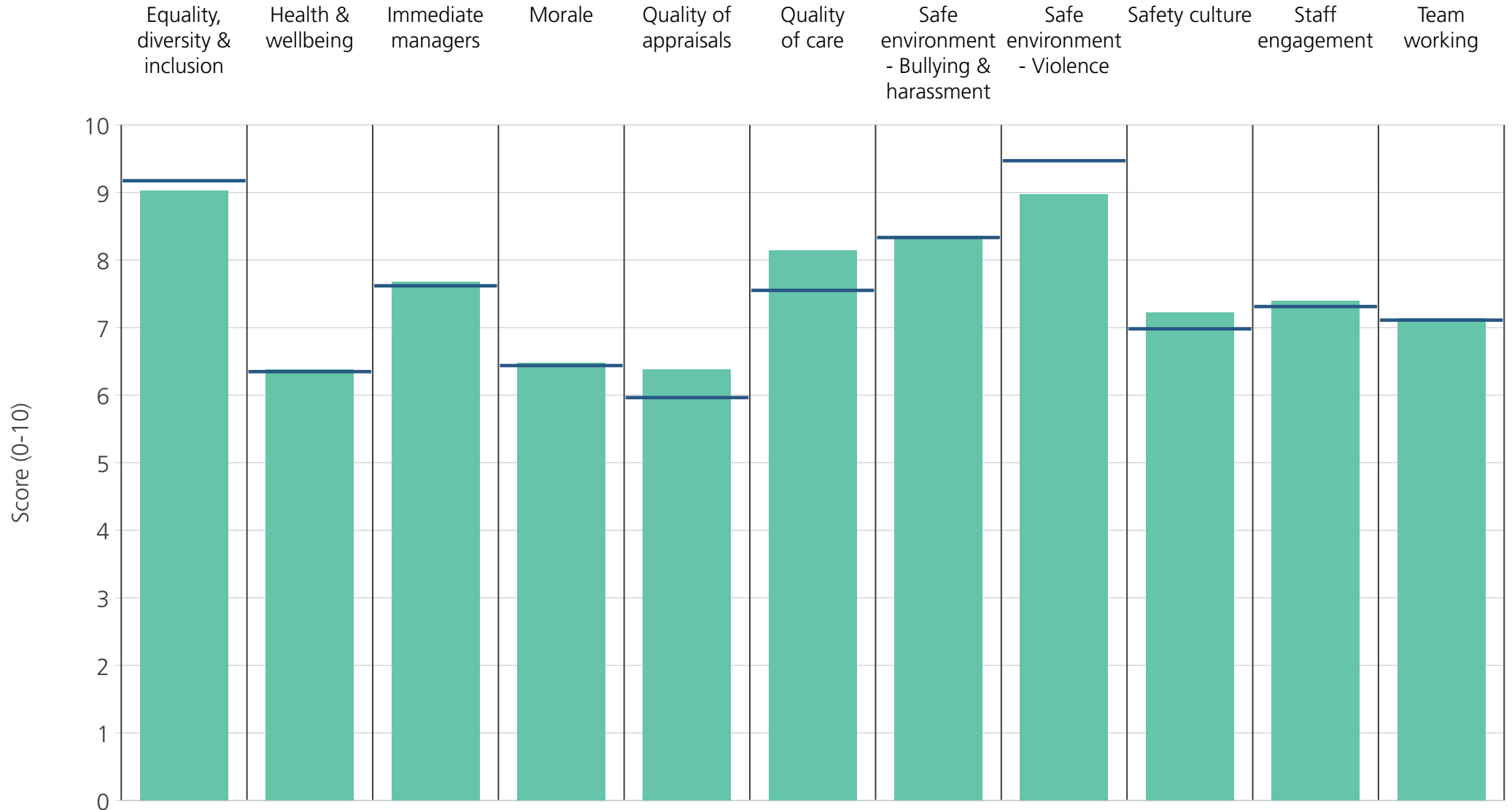
**! Note:** when there are less than 11 responses in a group, results are suppressed to protect staff confidentiality

# Directorates 1

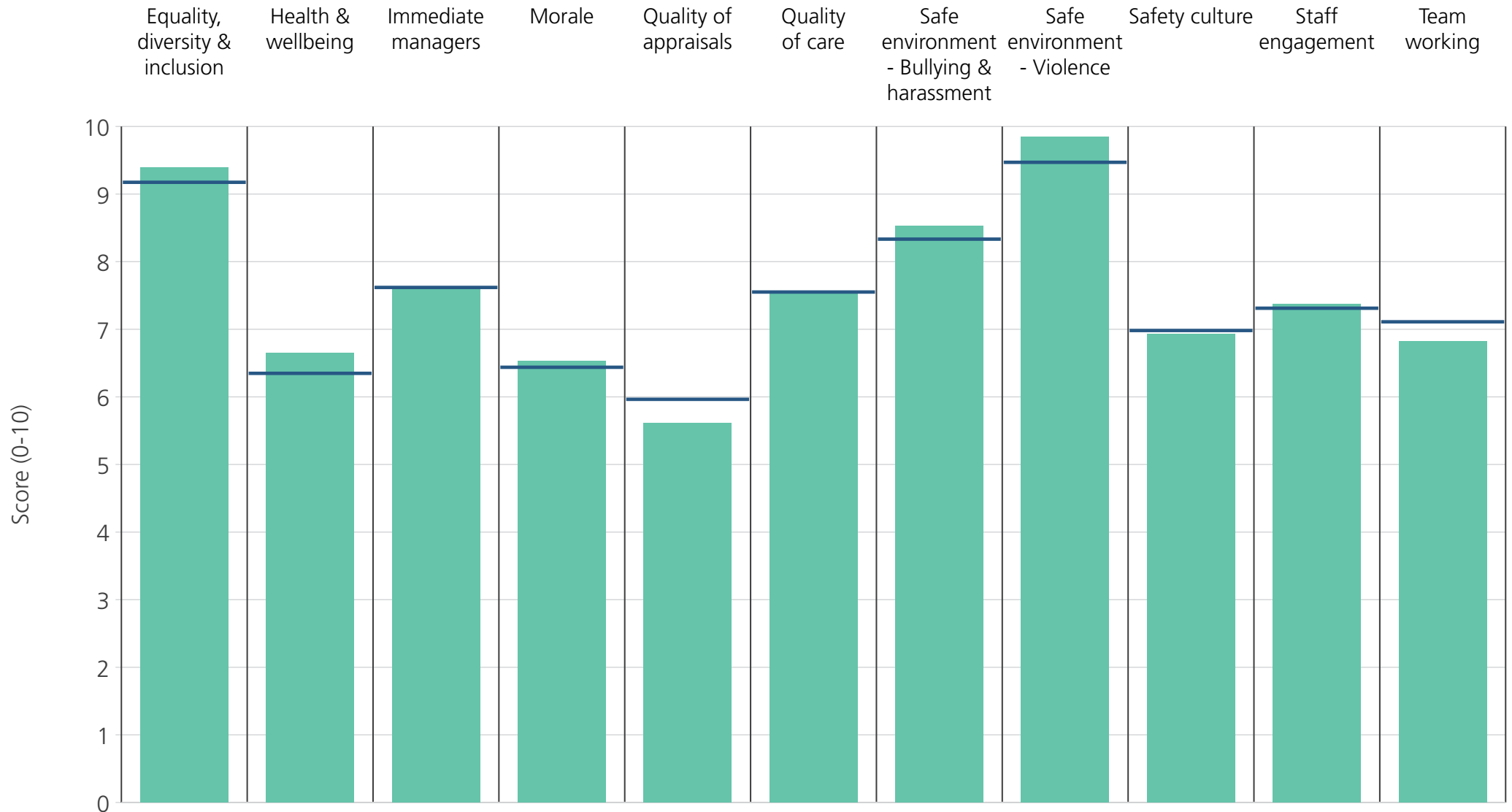
Surrey and Borders Partnership NHS Foundation Trust  
2019 NHS Staff Survey Results



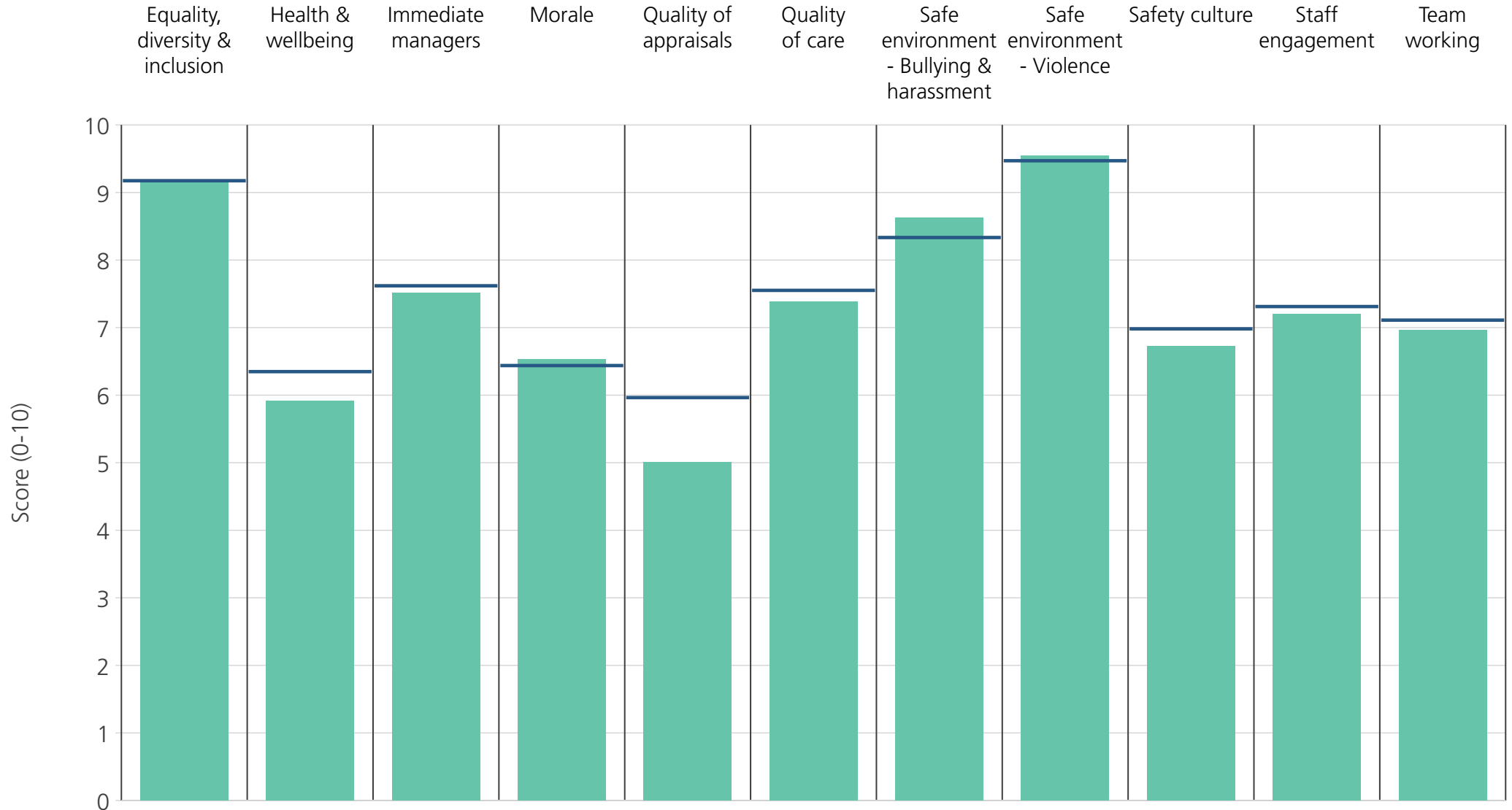
<b>Directorate</b>	9.4	6.1	7.6	6.2	5.9	6.7	9.0	9.8	6.8	7.1	7.1
<b>Your org</b>	9.2	6.3	7.6	6.4	6.0	7.6	8.3	9.5	7.0	7.3	7.1
<b>Responses</b>	139	140	140	139	117	136	139	139	139	140	138



<b>Directorate</b>	9.0	6.4	7.7	6.5	6.4	8.1	8.4	9.0	7.2	7.4	7.1
<b>Your org</b>	9.2	6.3	7.6	6.4	6.0	7.6	8.3	9.5	7.0	7.3	7.1
<b>Responses</b>	237	240	243	239	181	236	241	239	241	244	241

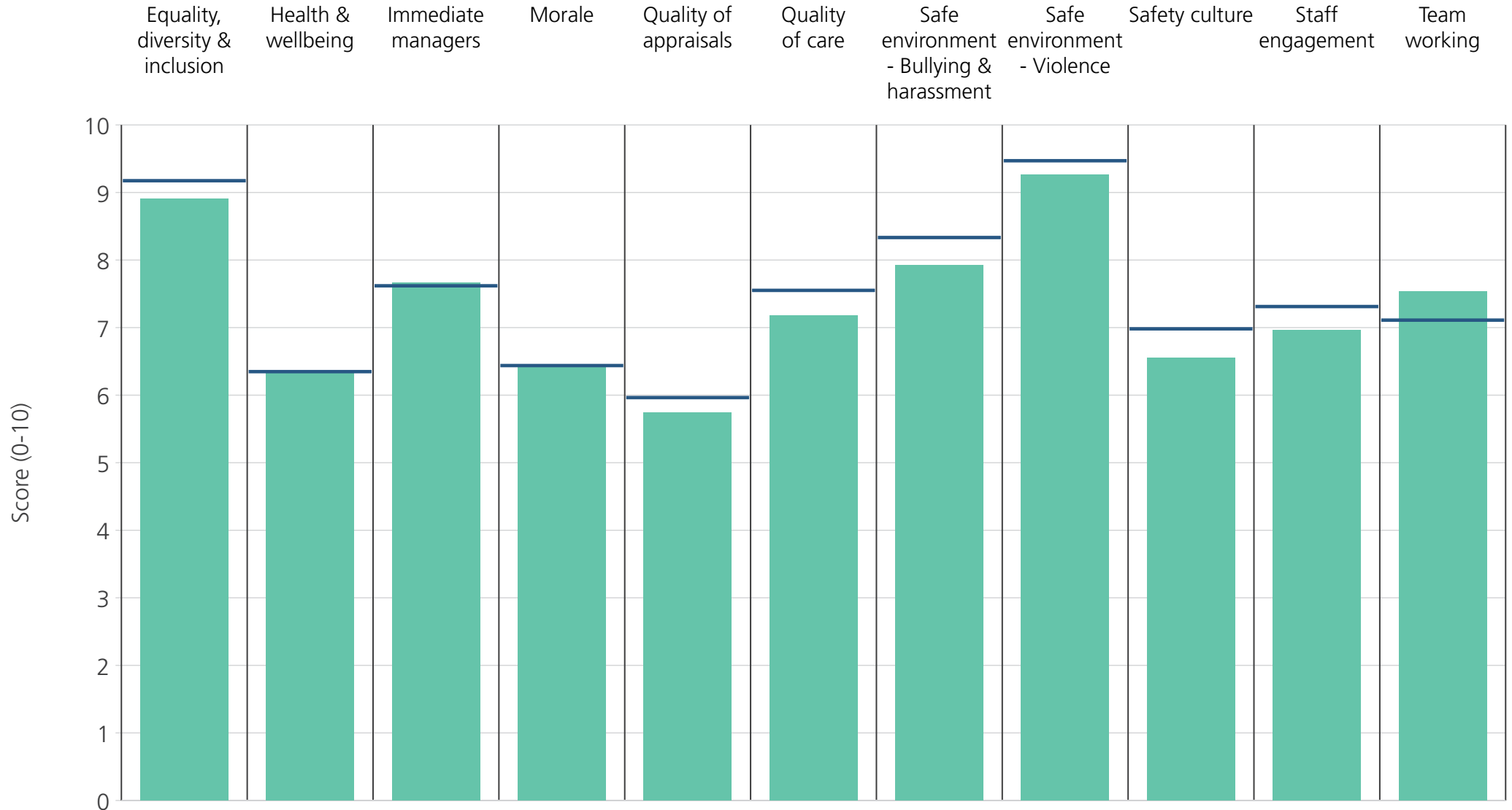


<b>Directorate</b>	9.4	6.6	7.6	6.5	5.6	7.6	8.5	9.8	6.9	7.4	6.8
<b>Your org</b>	9.2	6.3	7.6	6.4	6.0	7.6	8.3	9.5	7.0	7.3	7.1
<b>Responses</b>	438	441	443	438	348	234	437	441	439	445	439

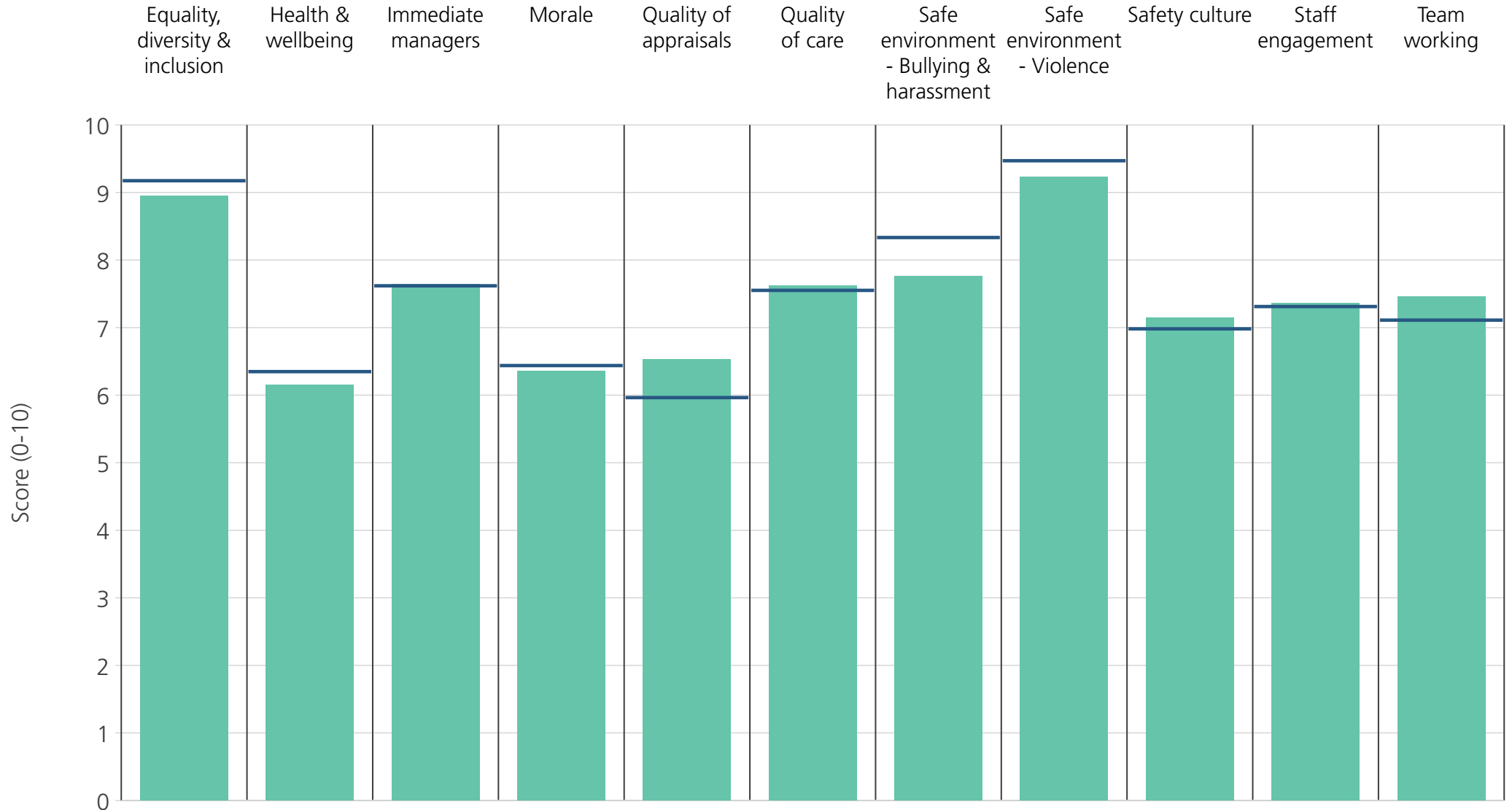


<b>Directorate</b>	9.2	5.9	7.5	6.5	5.0	7.4	8.6	9.5	6.7	7.2	7.0
<b>Your org</b>	9.2	6.3	7.6	6.4	6.0	7.6	8.3	9.5	7.0	7.3	7.1
<b>Responses</b>	96	95	96	94	74	96	96	96	95	96	96





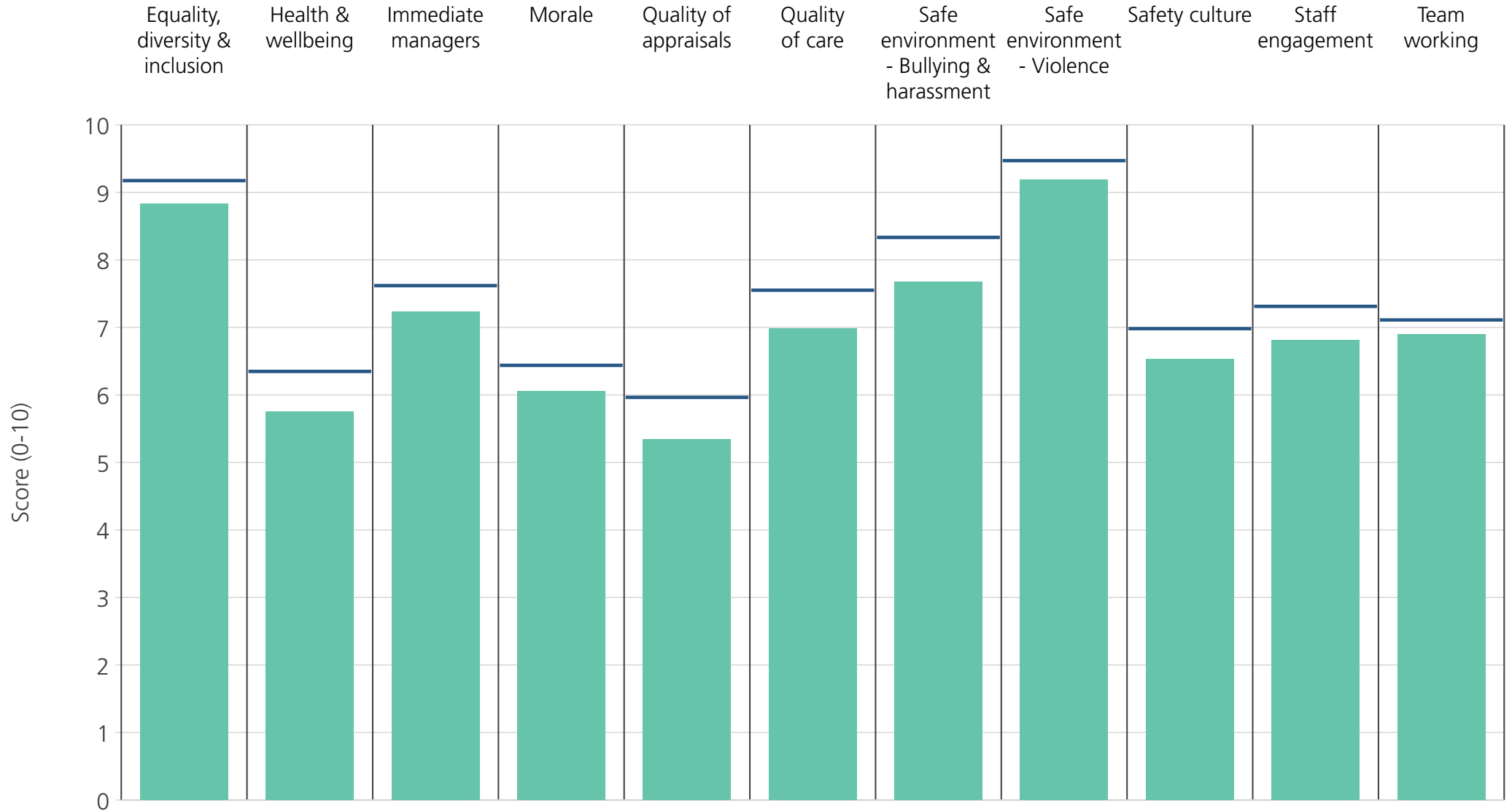
<b>Directorate</b>	8.9	6.3	7.7	6.4	5.7	7.2	7.9	9.3	6.5	7.0	7.5
<b>Your org</b>	9.2	6.3	7.6	6.4	6.0	7.6	8.3	9.5	7.0	7.3	7.1
<b>Responses</b>	81	81	81	81	74	81	81	81	81	82	82



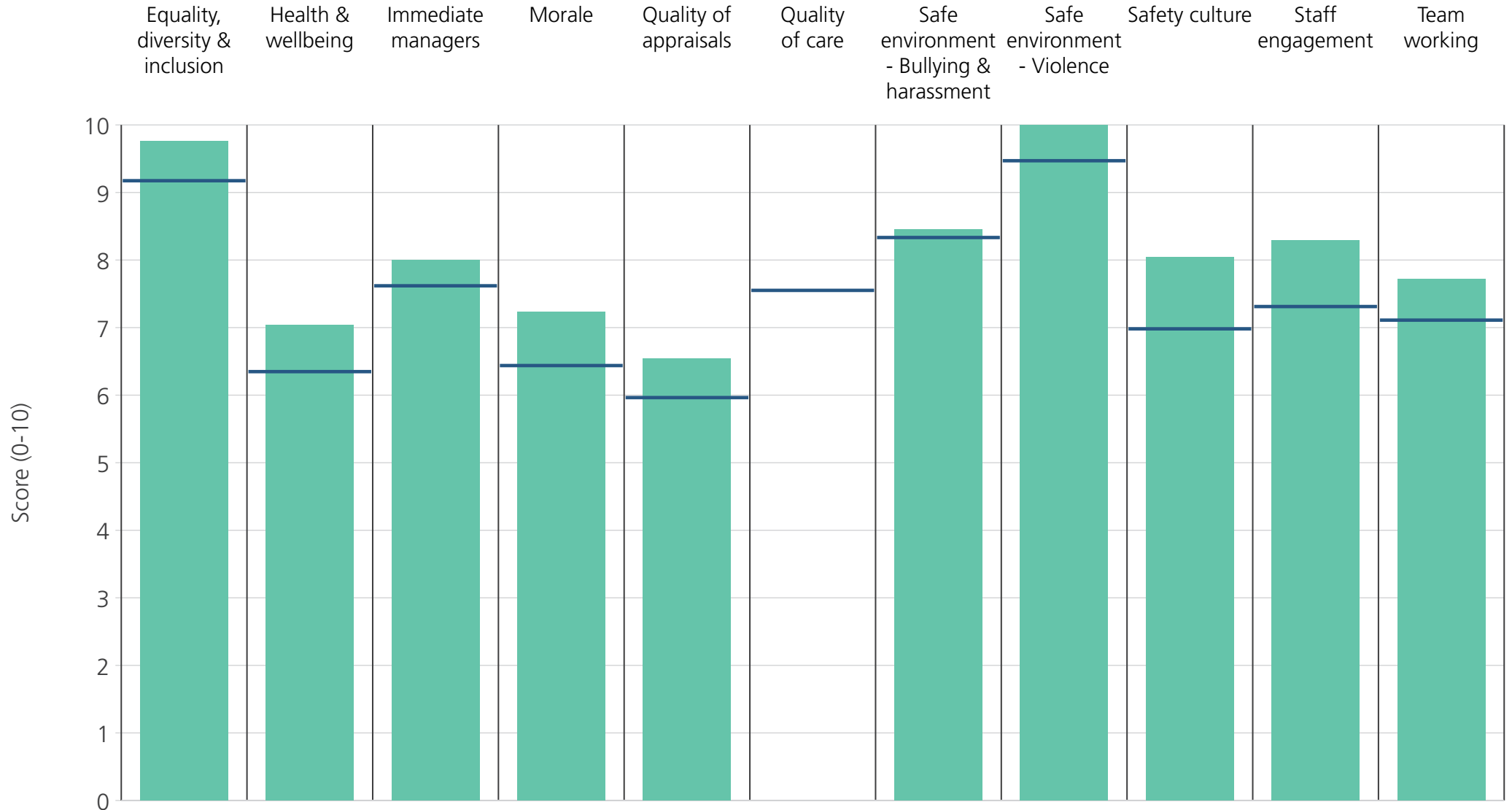
<b>Directorate</b>	9.0	6.2	7.6	6.4	6.5	7.6	7.8	9.2	7.1	7.4	7.5
<b>Your org</b>	9.2	6.3	7.6	6.4	6.0	7.6	8.3	9.5	7.0	7.3	7.1
<b>Responses</b>	306	309	310	309	241	303	306	306	309	313	310

# Directorates 2

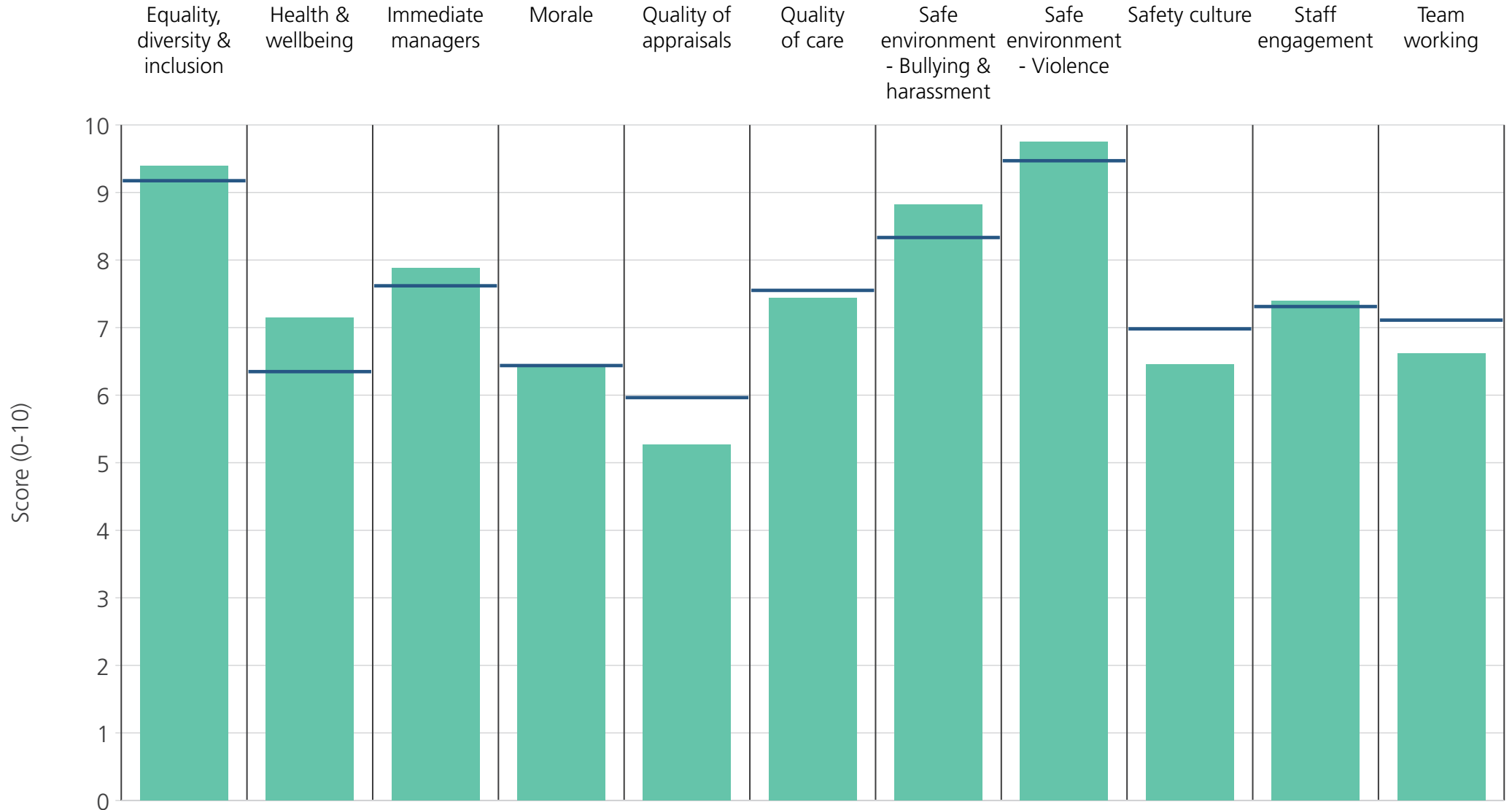
Surrey and Borders Partnership NHS Foundation Trust  
2019 NHS Staff Survey Results



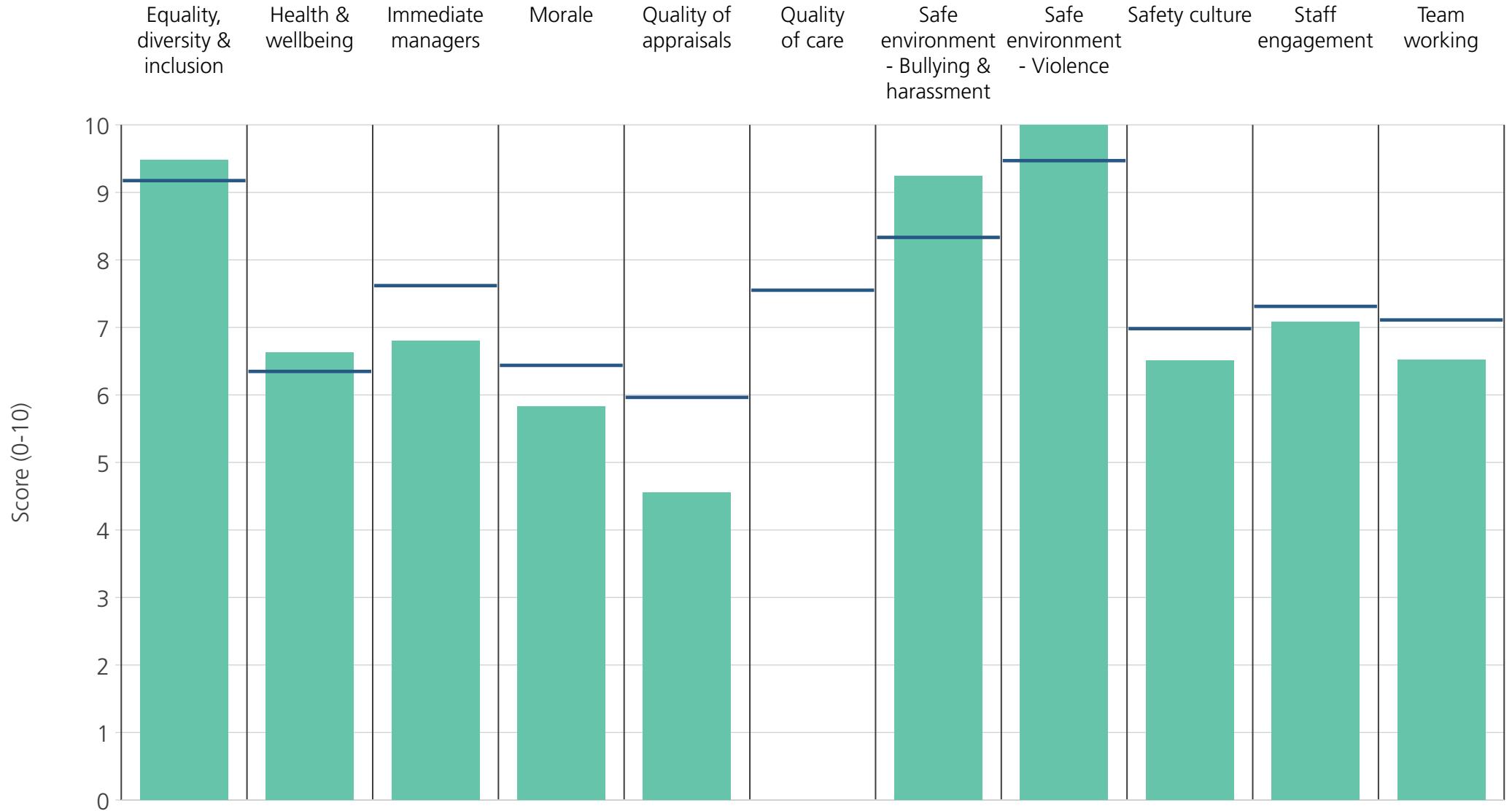
<b>Directorate</b>	8.8	5.7	7.2	6.1	5.3	7.0	7.7	9.2	6.5	6.8	6.9
<b>Your org</b>	9.2	6.3	7.6	6.4	6.0	7.6	8.3	9.5	7.0	7.3	7.1
<b>Responses</b>	332	333	335	332	255	307	332	332	332	336	329



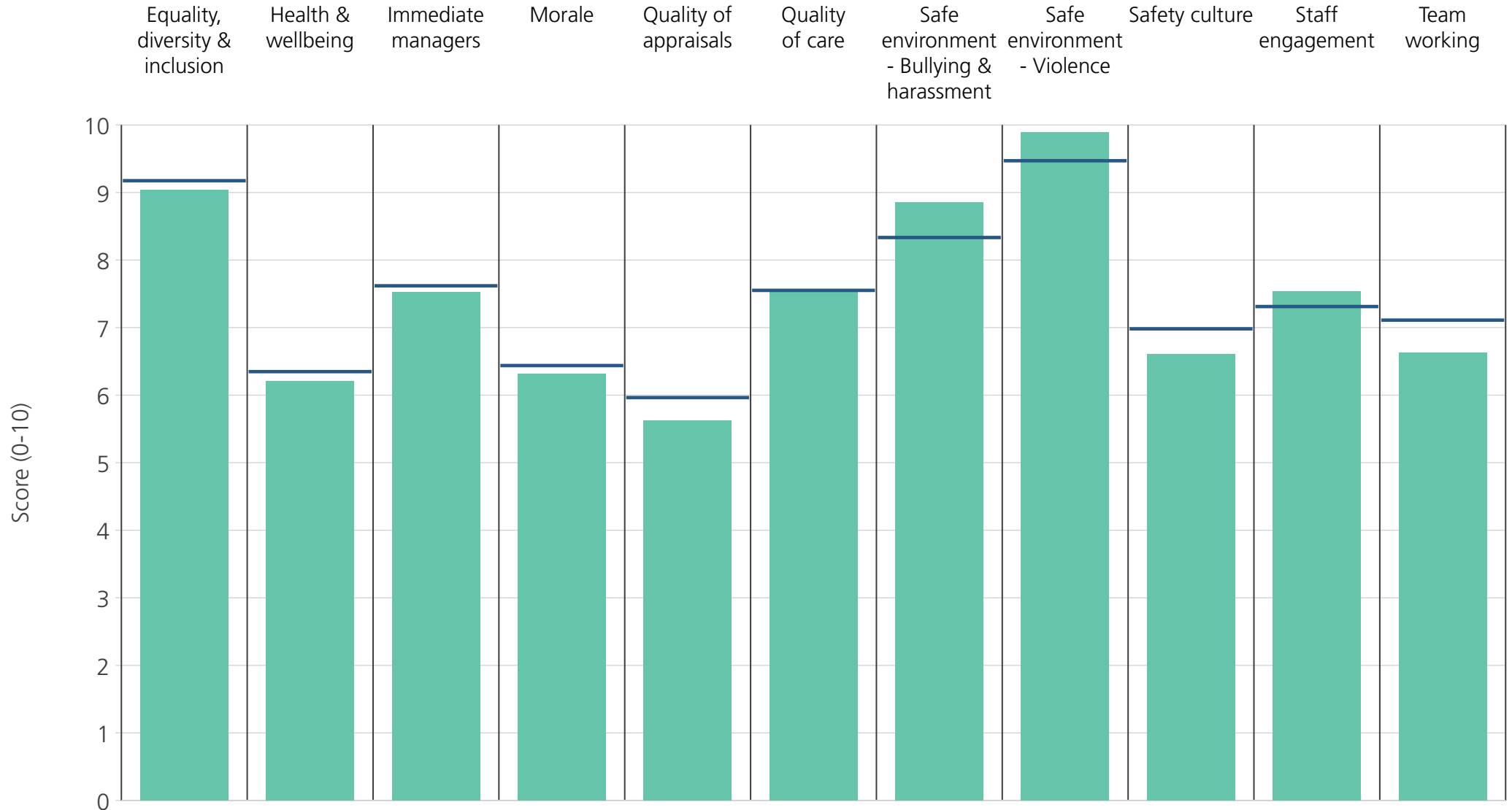
<b>Directorate</b>	9.8	7.0	8.0	7.2	6.5	7.6	8.5	10.0	8.0	8.3	7.7
<b>Your org</b>	9.2	6.3	7.6	6.4	6.0	7.6	8.3	9.5	7.0	7.3	7.1
<b>Responses</b>	28	28	28	28	23	8	28	28	28	28	28



<b>Directorate</b>	9.4	7.1	7.9	6.4	5.3	7.4	8.8	9.7	6.5	7.4	6.6
<b>Your org</b>	9.2	6.3	7.6	6.4	6.0	7.6	8.3	9.5	7.0	7.3	7.1
<b>Responses</b>	66	66	67	65	48	29	65	66	65	67	65

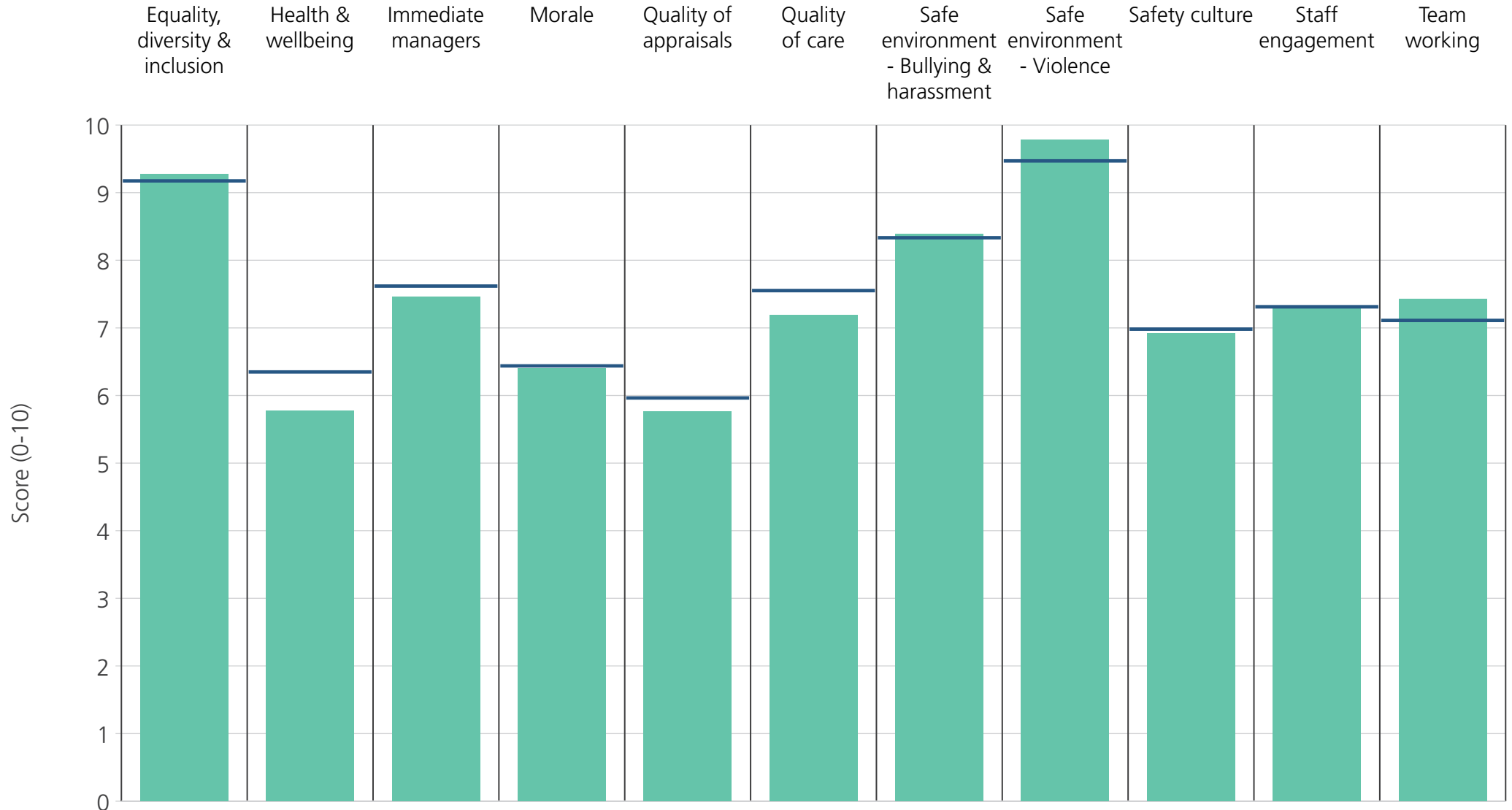


<b>Directorate</b>	9.5	6.6	6.8	5.8	4.6	7.6	9.2	10.0	6.5	7.1	6.5
<b>Your org</b>	9.2	6.3	7.6	6.4	6.0	7.6	8.3	9.5	7.0	7.3	7.1
<b>Responses</b>	35	36	37	35	25	10	35	36	35	38	37

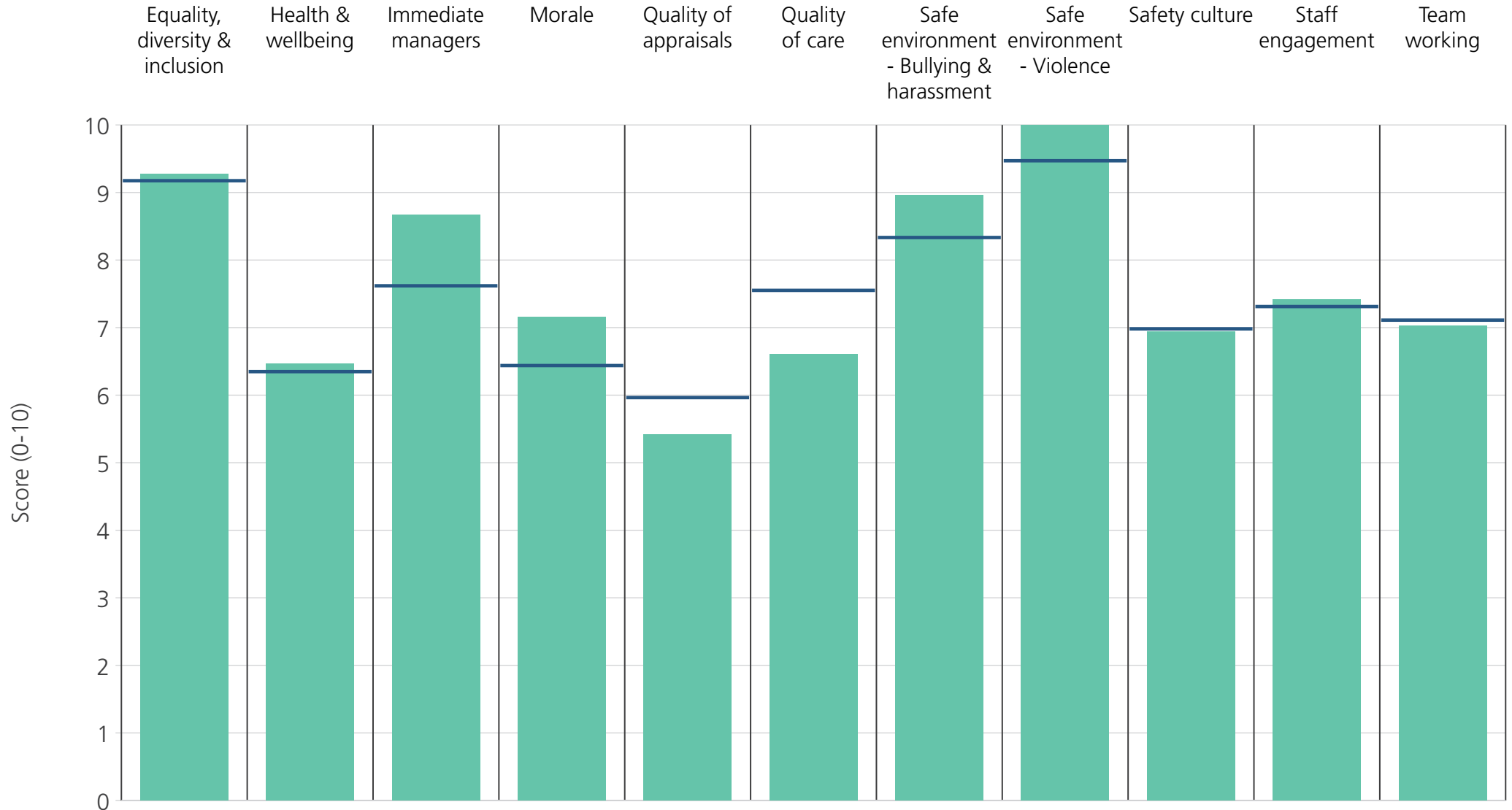


<b>Directorate</b>	9.0	6.2	7.5	6.3	5.6	7.5	8.9	9.9	6.6	7.5	6.6
<b>Your org</b>	9.2	6.3	7.6	6.4	6.0	7.6	8.3	9.5	7.0	7.3	7.1
<b>Responses</b>	59	59	59	59	42	20	58	58	59	59	59

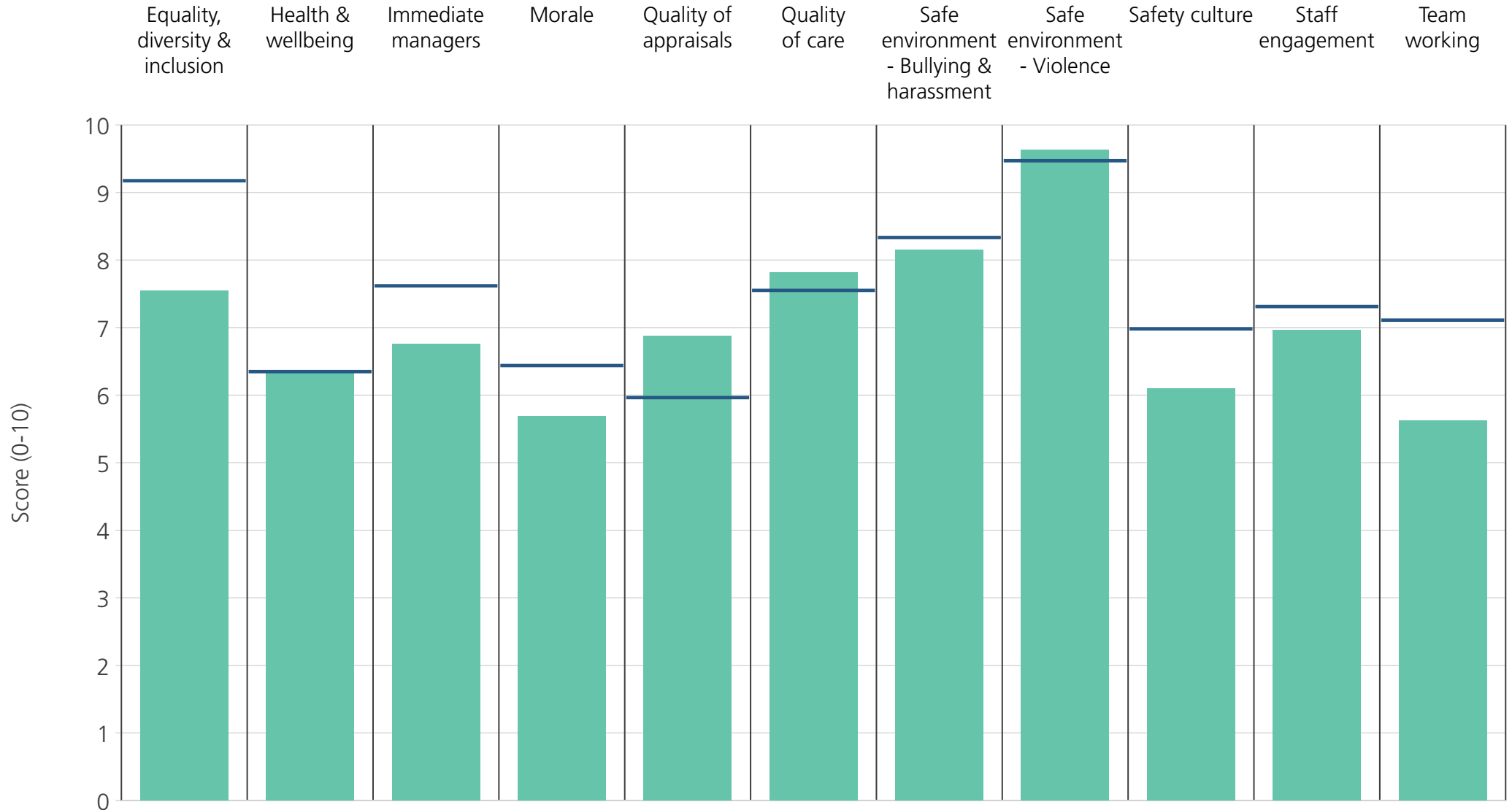




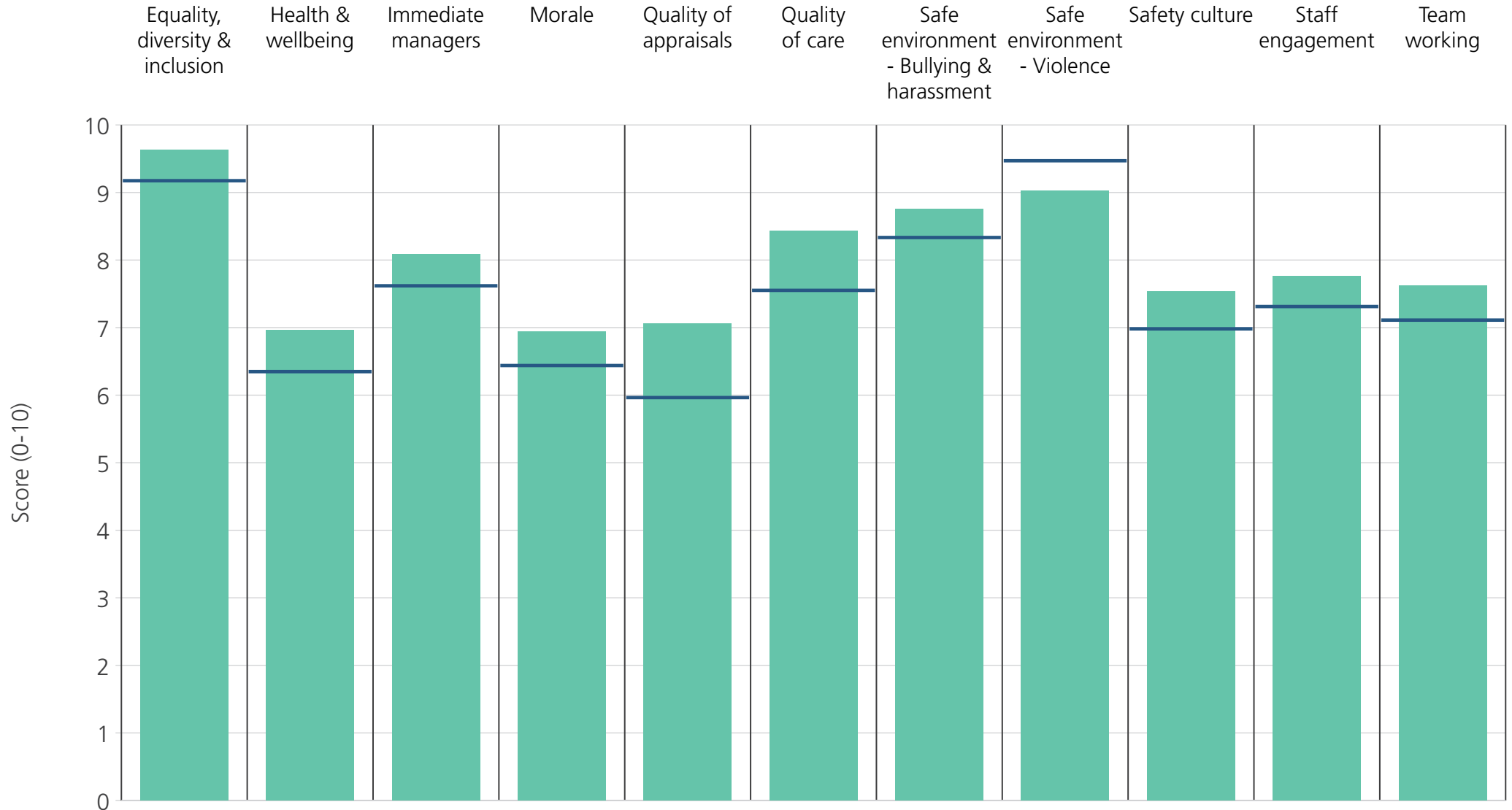
<b>Directorate</b>	9.3	5.8	7.5	6.4	5.8	7.2	8.4	9.8	6.9	7.3	7.4
<b>Your org</b>	9.2	6.3	7.6	6.4	6.0	7.6	8.3	9.5	7.0	7.3	7.1
<b>Responses</b>	163	163	164	164	115	153	163	164	164	166	165



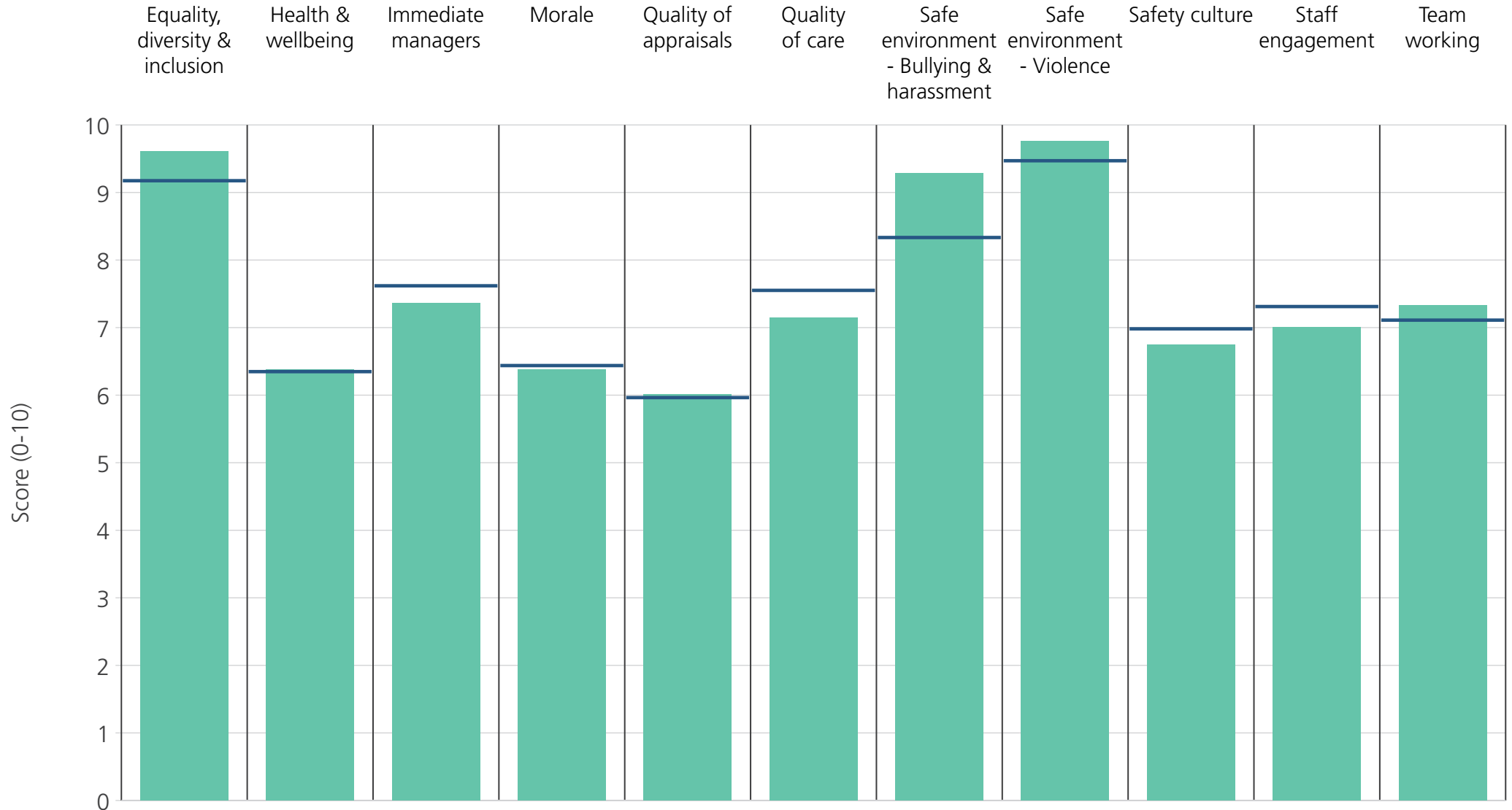
<b>Directorate</b>	9.3	6.5	8.7	7.2	5.4	6.6	9.0	10.0	6.9	7.4	7.0
<b>Your org</b>	9.2	6.3	7.6	6.4	6.0	7.6	8.3	9.5	7.0	7.3	7.1
<b>Responses</b>	16	16	16	16	15	14	16	16	16	16	16



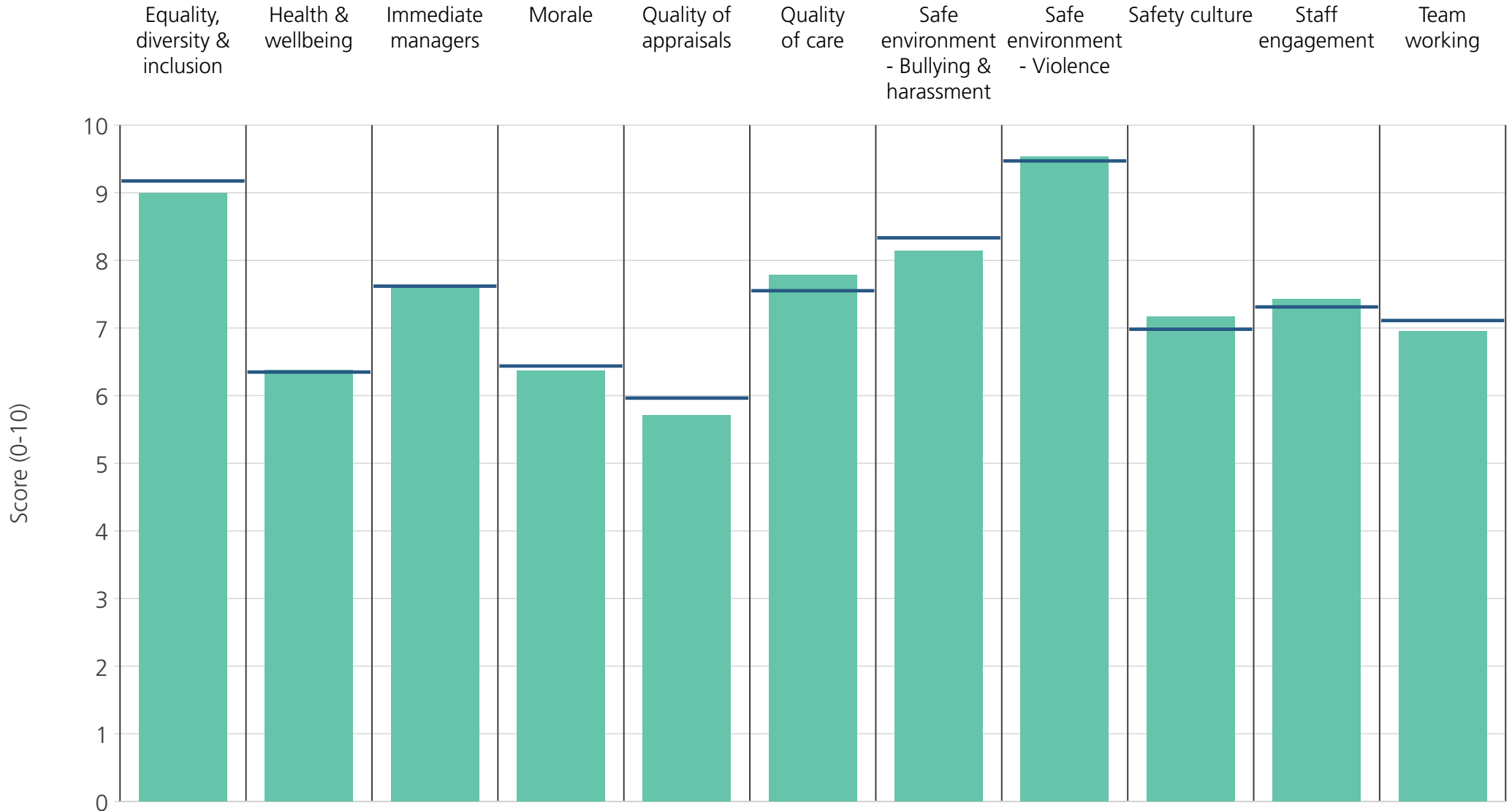
<b>Directorate</b>	7.5	6.4	6.8	5.7	6.9	7.8	8.1	9.6	6.1	7.0	5.6
<b>Your org</b>	9.2	6.3	7.6	6.4	6.0	7.6	8.3	9.5	7.0	7.3	7.1
<b>Responses</b>	17	18	18	18	16	13	18	18	18	18	18



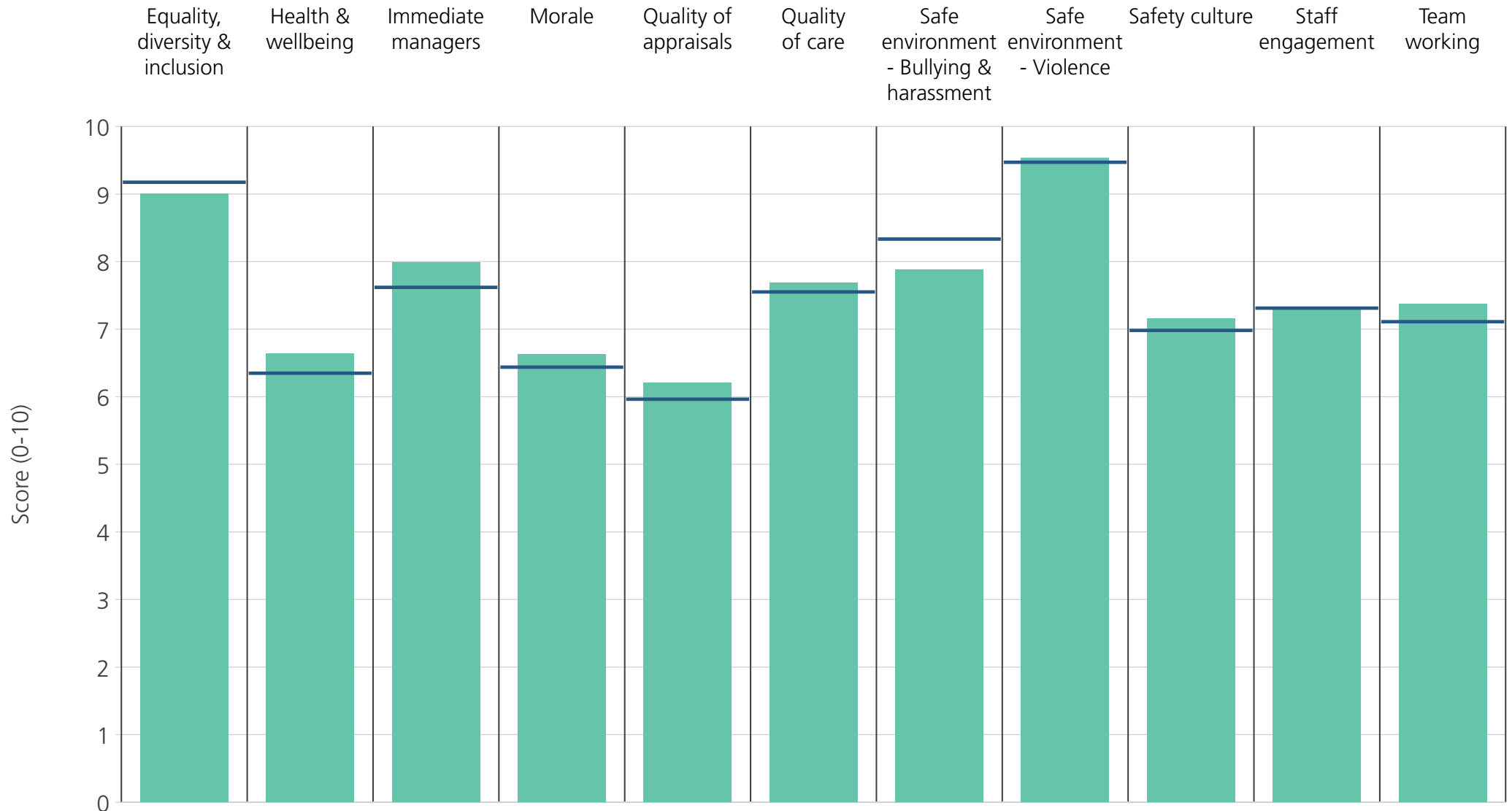
<b>Directorate</b>	9.6	7.0	8.1	6.9	7.1	8.4	8.8	9.0	7.5	7.8	7.6
<b>Your org</b>	9.2	6.3	7.6	6.4	6.0	7.6	8.3	9.5	7.0	7.3	7.1
<b>Responses</b>	219	225	226	223	193	216	223	223	225	226	224



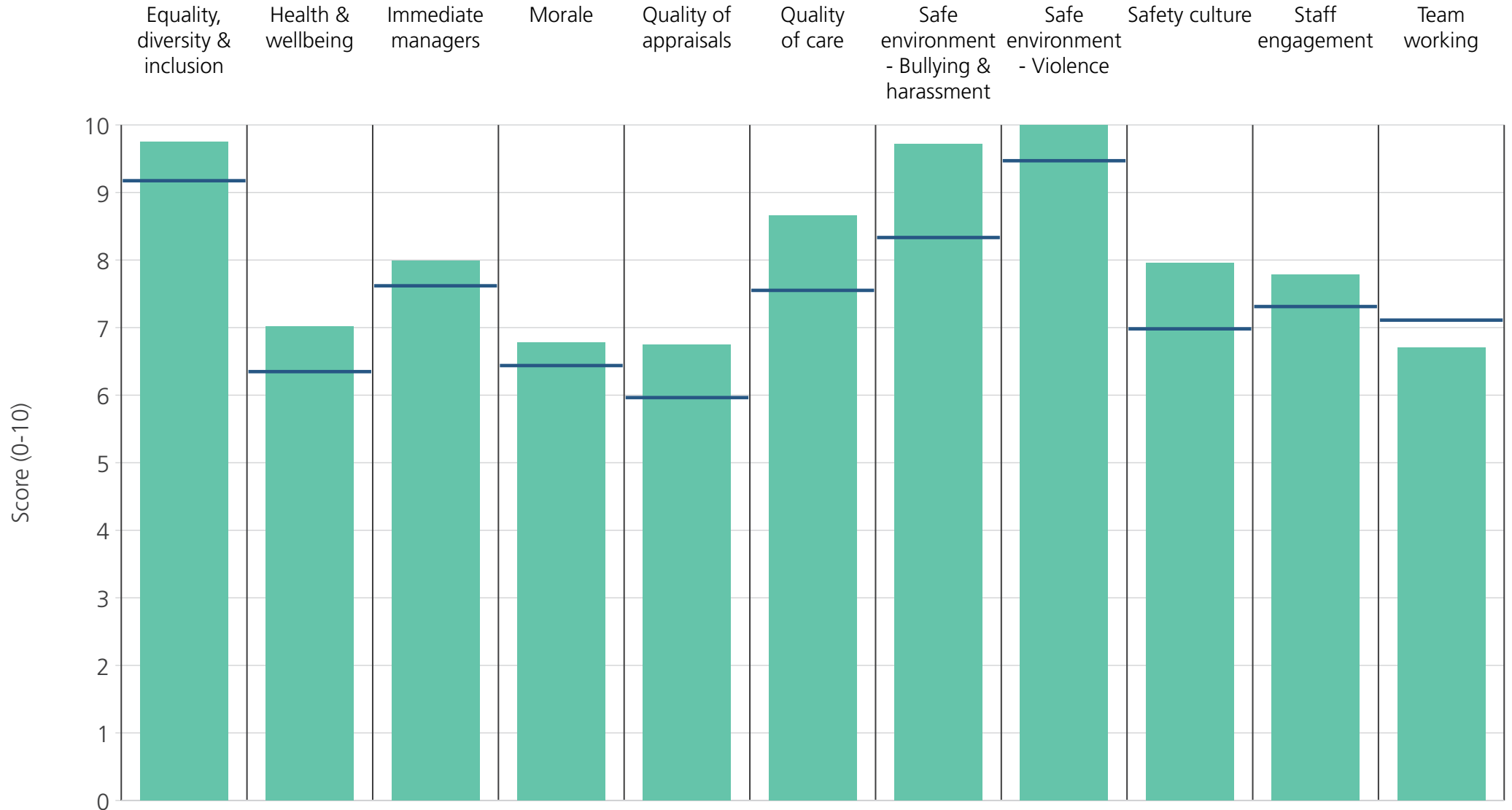
<b>Directorate</b>	9.6	6.4	7.4	6.4	6.0	7.2	9.3	9.8	6.8	7.0	7.3
<b>Your org</b>	9.2	6.3	7.6	6.4	6.0	7.6	8.3	9.5	7.0	7.3	7.1
<b>Responses</b>	28	29	29	28	21	25	28	28	28	29	29



<b>Directorate</b>	9.0	6.4	7.6	6.4	5.7	7.8	8.1	9.5	7.2	7.4	7.0
<b>Your org</b>	9.2	6.3	7.6	6.4	6.0	7.6	8.3	9.5	7.0	7.3	7.1
<b>Responses</b>	150	151	151	149	124	141	151	151	151	152	151



<b>Directorate</b>	9.0	6.6	8.0	6.6	6.2	7.7	7.9	9.5	7.2	7.3	7.4
<b>Your org</b>	9.2	6.3	7.6	6.4	6.0	7.6	8.3	9.5	7.0	7.3	7.1
<b>Responses</b>	131	129	131	130	113	127	130	129	131	132	132



<b>Directorate</b>	9.7	7.0	8.0	6.8	6.8	8.7	9.7	10.0	8.0	7.8	6.7
<b>Your org</b>	9.2	6.3	7.6	6.4	6.0	7.6	8.3	9.5	7.0	7.3	7.1
<b>Responses</b>	53	53	52	53	45	23	53	53	52	53	53