

# Derbyshire Community Health Services NHS Foundation Trust

2019 NHS Staff Survey

**Directorate Report**

**Contents**

Introduction . . . . .	3	OPMH Inpatient . . . . .	26
Themes – Directorates 1 . . . . .	4	Integrated Sexual Health Department . . . . .	27
Integrated Community Services Service . . . . .	5	Minor Injury Units . . . . .	28
Planned Care and Specialist Services . . . . .	6	Amber Valley Community Inpatient Ward . . . . .	29
Health Wellbeing & Inclusion Service . . . . .	7	DD Community Inpatient Ward . . . . .	30
People Services Divisional Group . . . . .	8	High Peak Core Place Based Services . . . . .	31
Quality Directorate . . . . .	9	Erewash Community Inpatient Ward . . . . .	32
Estates Service . . . . .	10	Non Place Specific Services Dept . . . . .	33
Finance and Strategy Divisional Group . . . . .	11	Domestics South . . . . .	34
Service Transform and IMT Divisional Group . . . . .	12	Southern Derbyshire Core Place Service . . . . .	35
Chief Exec Div Group & Exec Services Group . . . . .	13	Health Records ERE . . . . .	36
Themes – Directorates 2 . . . . .	14	People Development Department . . . . .	37
Derby City Core Place Based Services . . . . .	15	Other . . . . .	38
Childrens Service 0-19 . . . . .	16		
North East Core Place Service . . . . .	17		
Amber Valley Core Place Based Services . . . . .	18		
Domestics North . . . . .	19		
Chesterfield Core Place Based Services . . . . .	20		
Dental (Derbyshire) . . . . .	21		
Derbyshire Dales Core Place Based Services . . . . .	22		
Podiatry Community Dept . . . . .	23		
Erewash Core Place Based Services . . . . .	24		
Speech and Language Therapy . . . . .	25		

This directorate report for Derbyshire Community Health Services NHS Foundation Trust contains results by directorate for themes from the 2019 NHS Staff Survey. These results are compared to the unweighted average for your organisation.

**Please note:** It is possible that there are differences between the 'Your org' scores reported in this directorate report and those in the benchmark report. This is because the results in the benchmark report are weighted to allow for fair comparisons between organisations of a similar type. However, in this report comparisons are made within your organisation so the unweighted organisation result is a more appropriate point of comparison.

The directorate breakdowns used in this report were provided and defined by Derbyshire Community Health Services NHS Foundation Trust. Details of how the theme scores were calculated are included in the Technical Document, available to download from our [results website](#).

## Key features

Breakdown type and **directorate name** are specified in the header. Black text in the header is hyperlinked: clicking on '2019 NHS Staff Survey Results' navigates back to the contents page.

Directorate results are presented in the context of the (unweighted) **organisation average ('Your org')**, so it is easy to tell if a directorate is performing better or worse than the organisation average. For all themes, a higher score is a better result than a lower score.

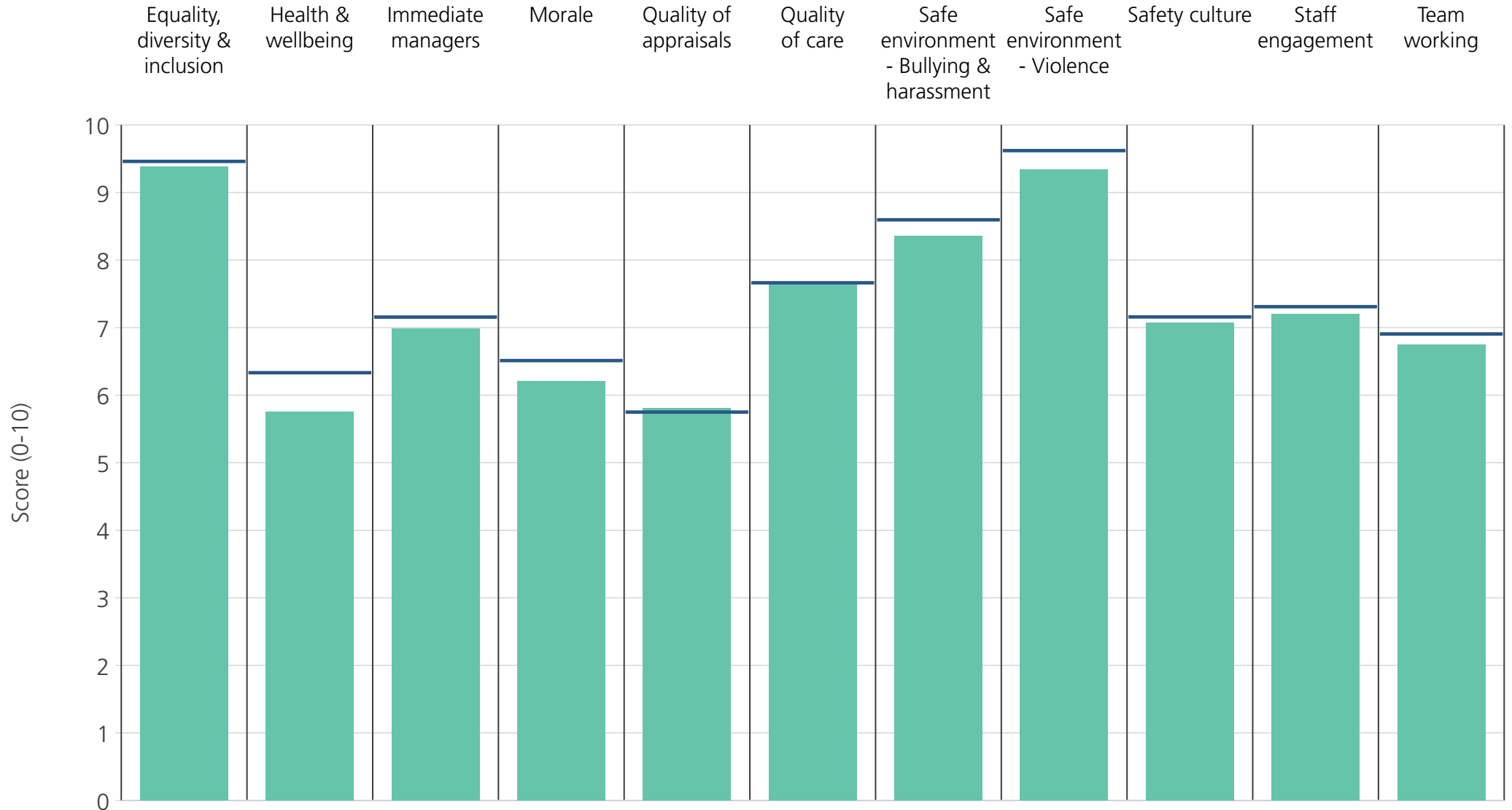
The **number of responses** feeding into each theme score **for the given directorate** is specified below the table containing the directorate and trust scores.



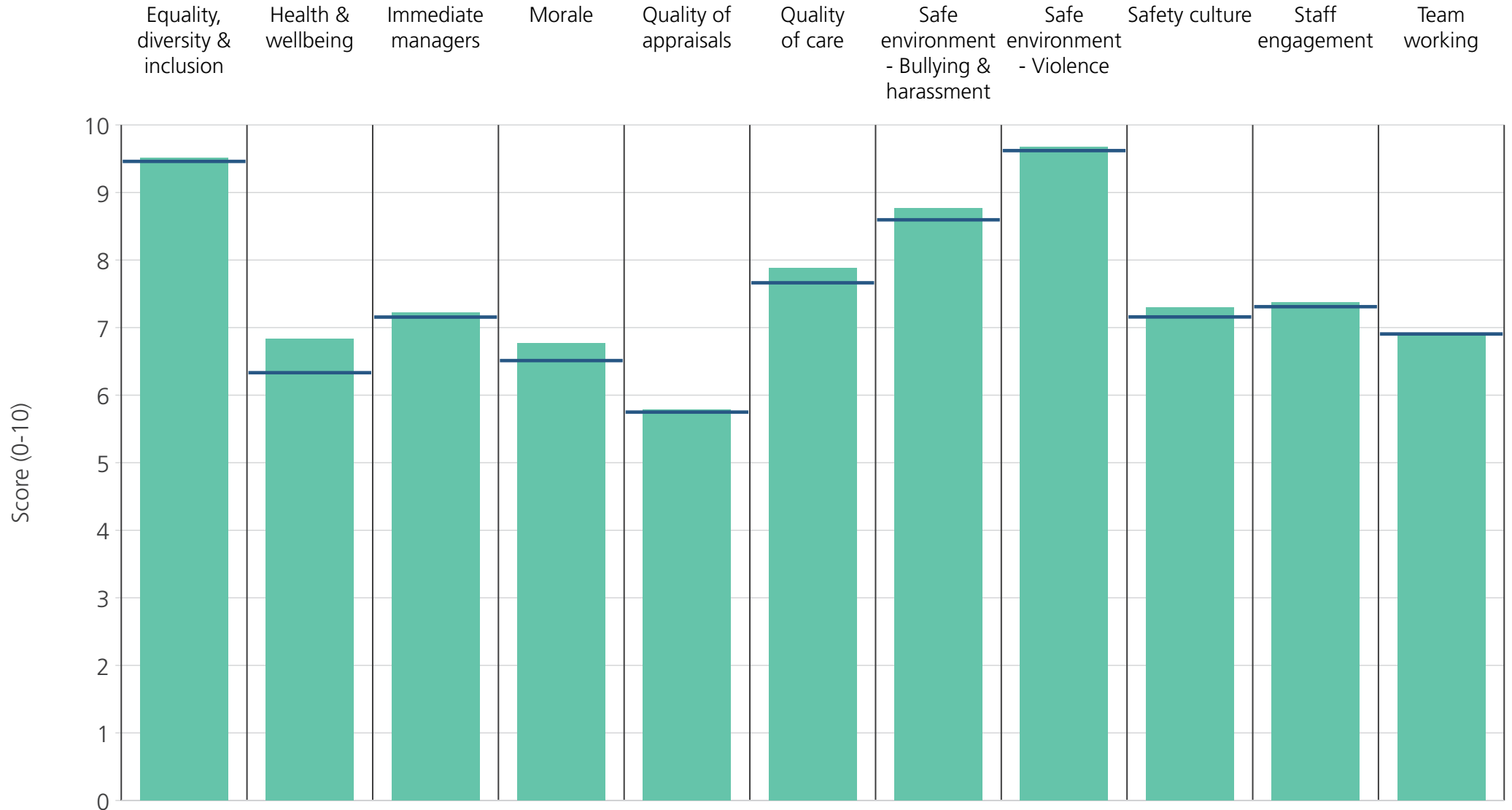
**! Note:** when there are less than 11 responses in a group, results are suppressed to protect staff confidentiality

# Directorates 1

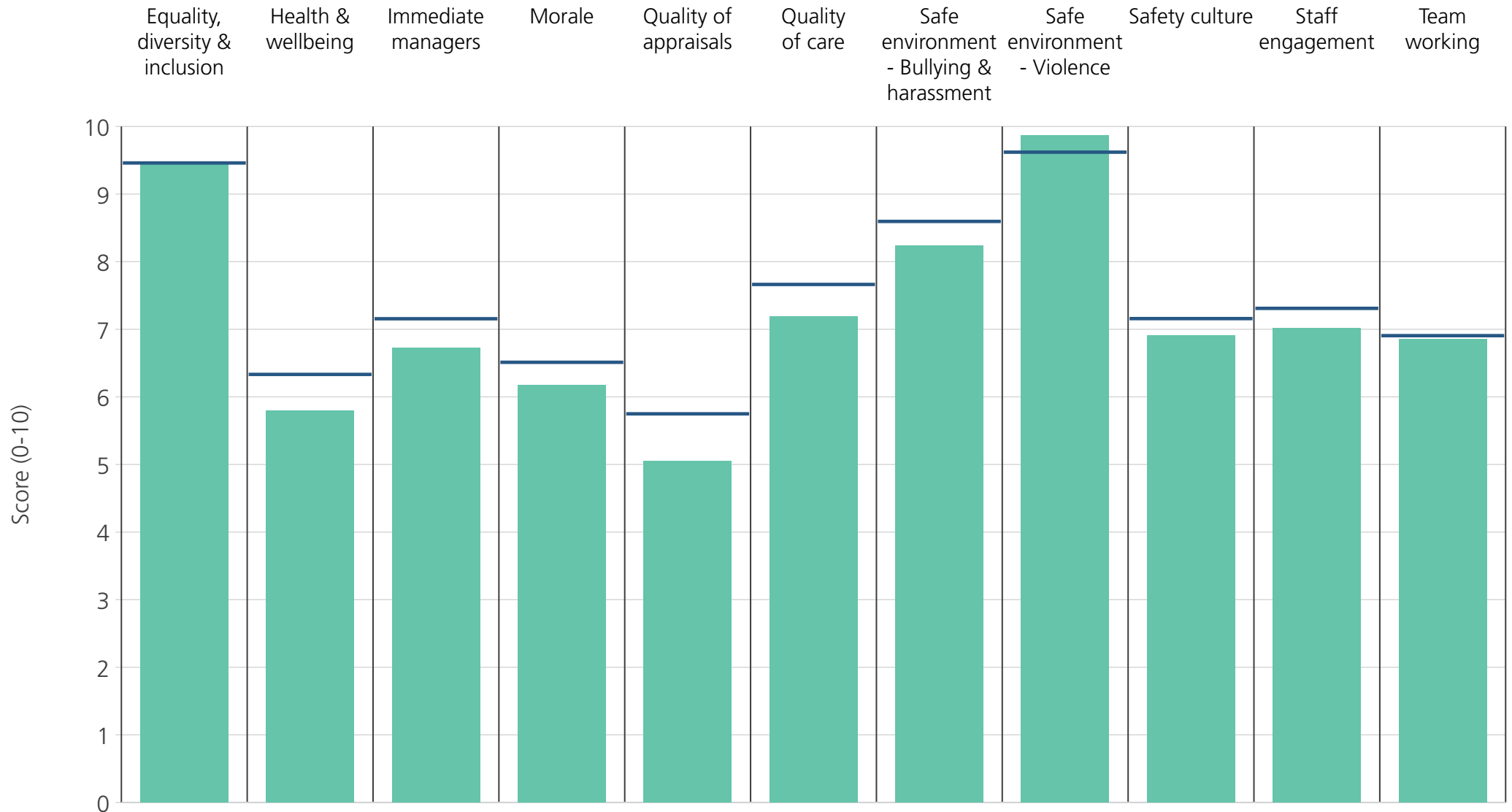
Derbyshire Community Health Services NHS Foundation Trust  
2019 NHS Staff Survey Results



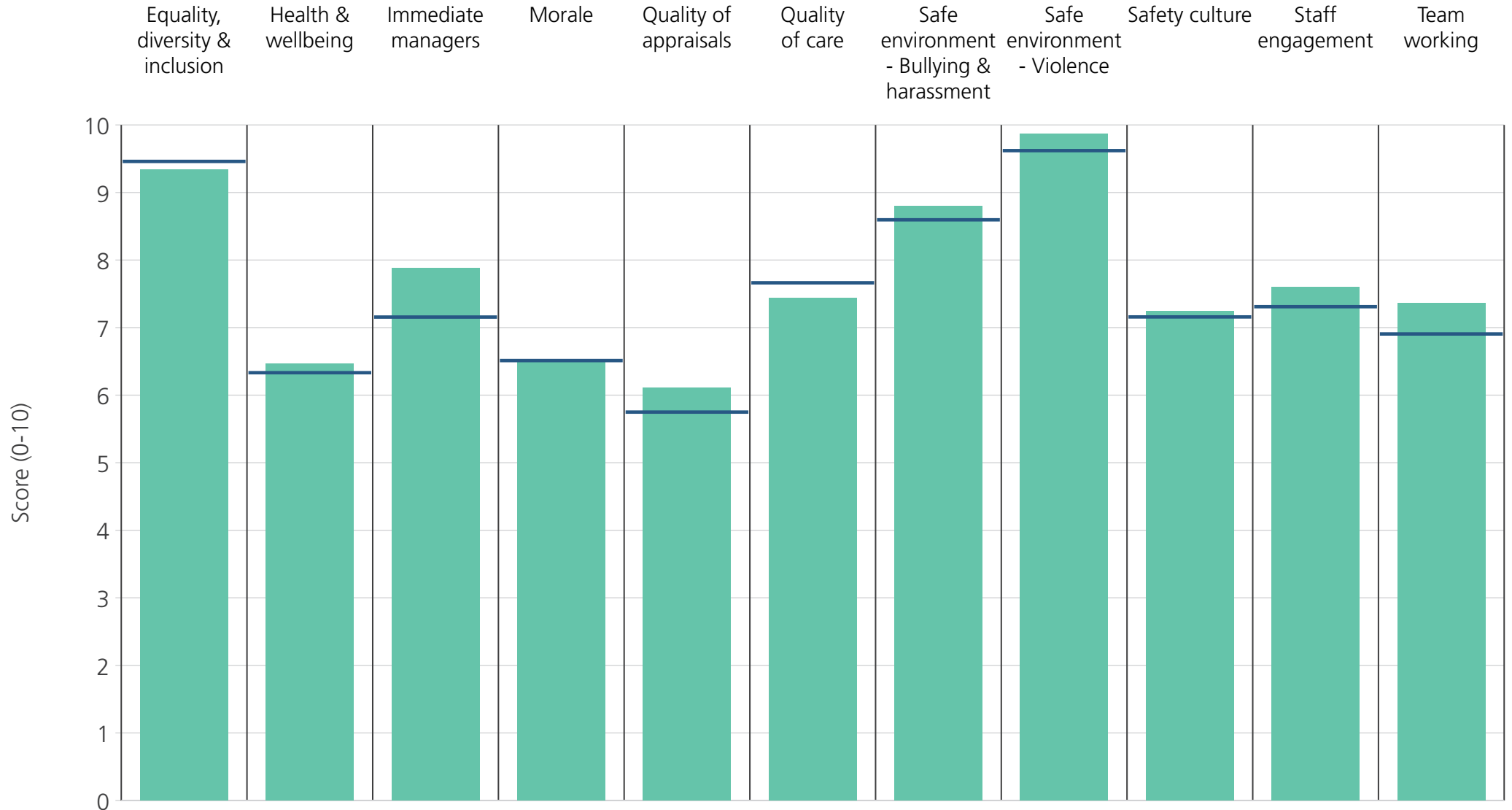
<b>Directorate</b>	9.4	5.8	7.0	6.2	5.8	7.7	8.4	9.3	7.1	7.2	6.7
<b>Your org</b>	9.5	6.3	7.2	6.5	5.7	7.7	8.6	9.6	7.2	7.3	6.9
<b>Responses</b>	916	925	926	911	837	880	916	912	917	934	921



<b>Directorate</b>	9.5	6.8	7.2	6.8	5.8	7.9	8.8	9.7	7.3	7.4	6.9
<b>Your org</b>	9.5	6.3	7.2	6.5	5.7	7.7	8.6	9.6	7.2	7.3	6.9
<b>Responses</b>	890	895	898	885	816	798	885	886	892	901	886

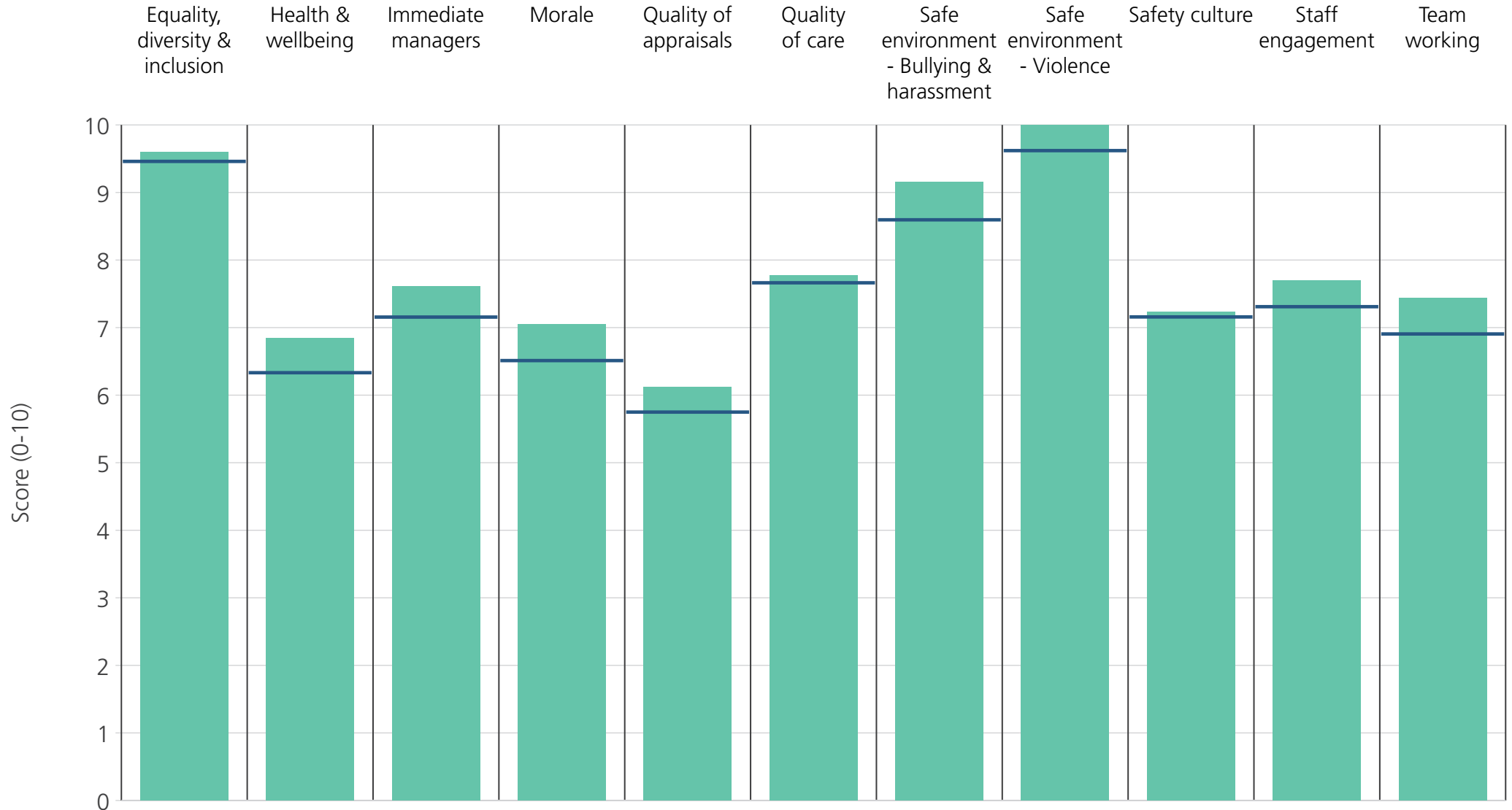


<b>Directorate</b>	9.4	5.8	6.7	6.2	5.1	7.2	8.2	9.9	6.9	7.0	6.9
<b>Your org</b>	9.5	6.3	7.2	6.5	5.7	7.7	8.6	9.6	7.2	7.3	6.9
<b>Responses</b>	353	356	356	349	316	323	354	354	353	360	356

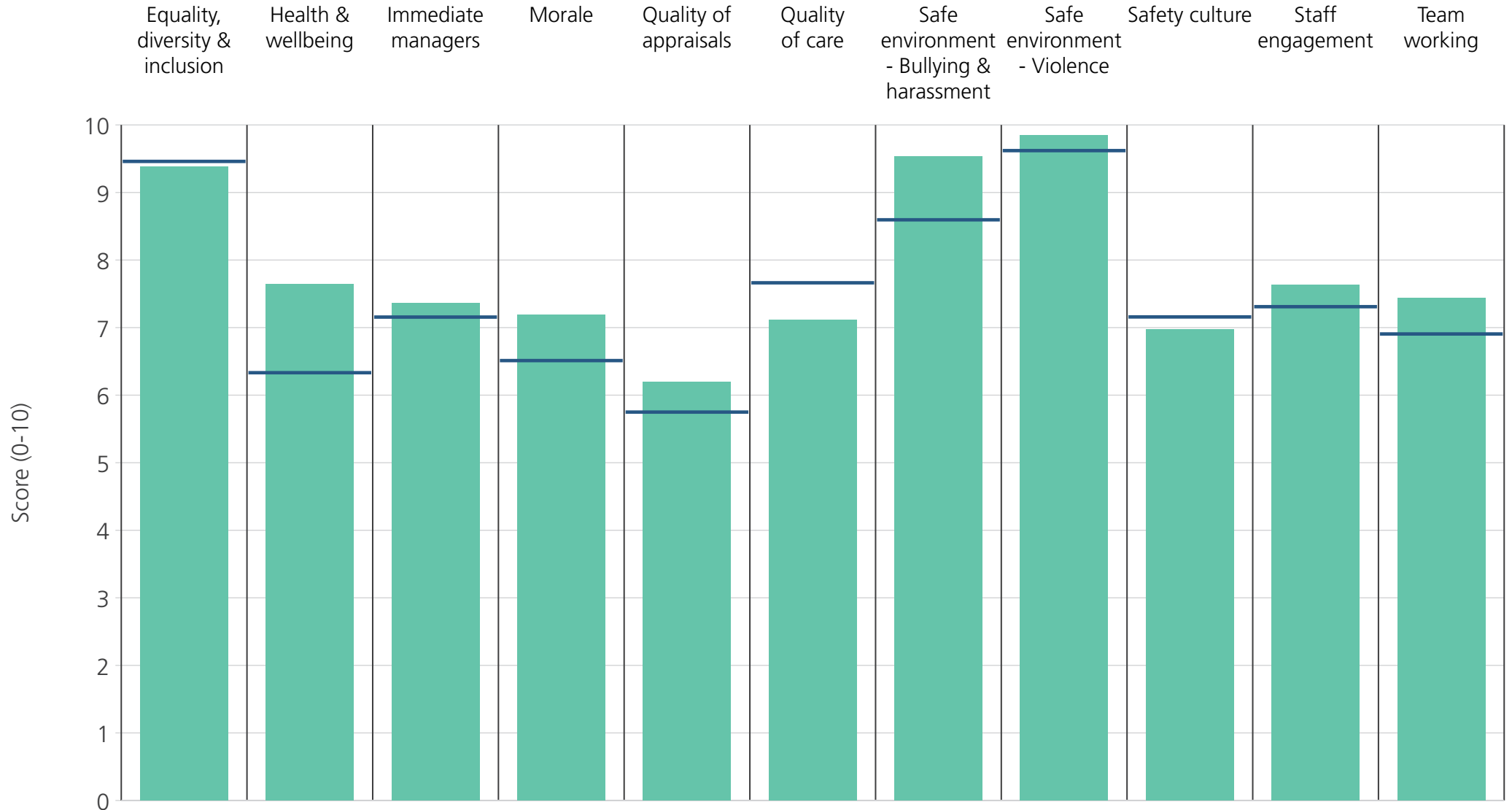


<b>Directorate</b>	9.3	6.5	7.9	6.5	6.1	7.4	8.8	9.9	7.2	7.6	7.4
<b>Your org</b>	9.5	6.3	7.2	6.5	5.7	7.7	8.6	9.6	7.2	7.3	6.9
<b>Responses</b>	120	122	122	122	100	52	122	122	122	122	121

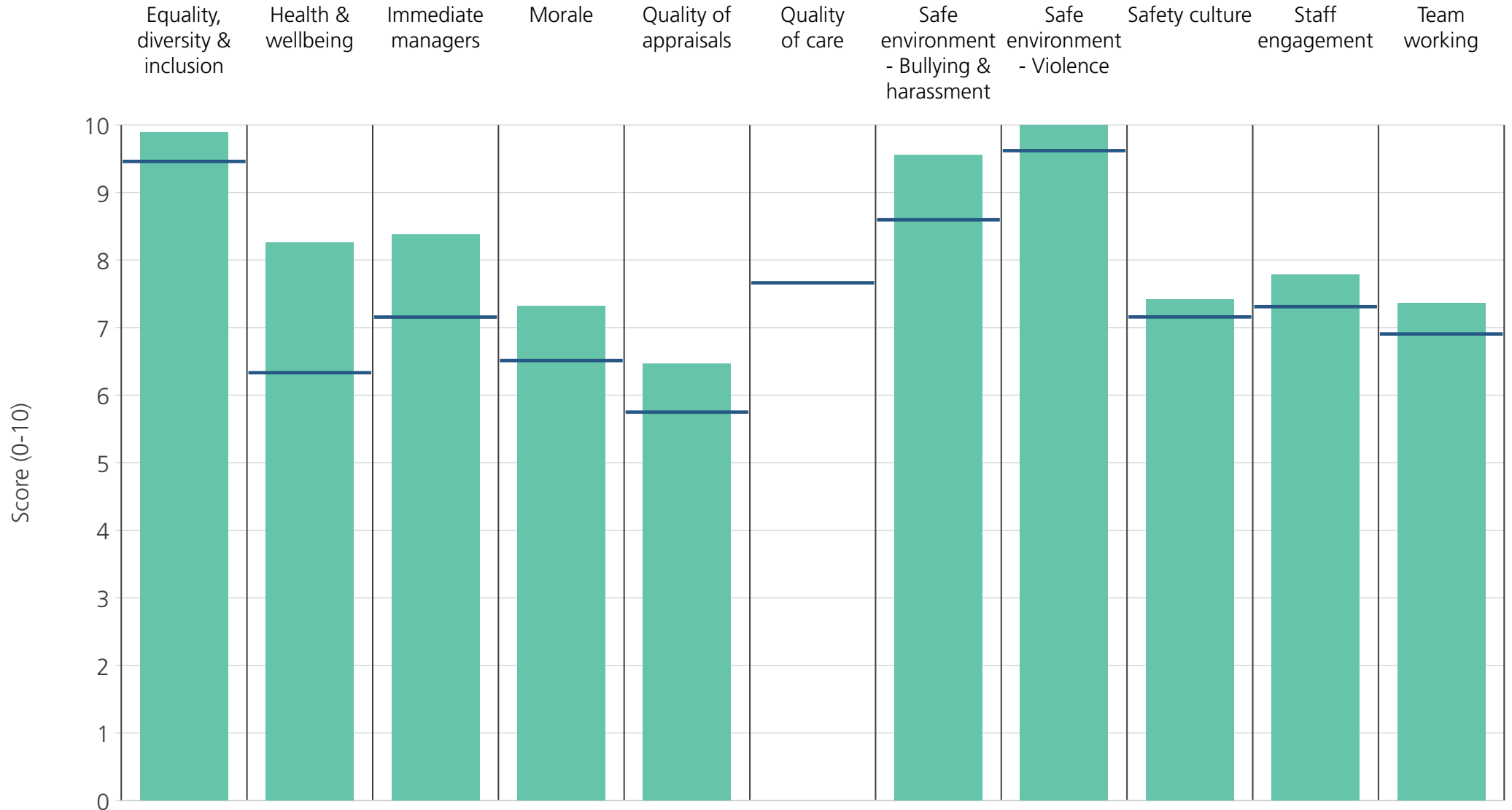




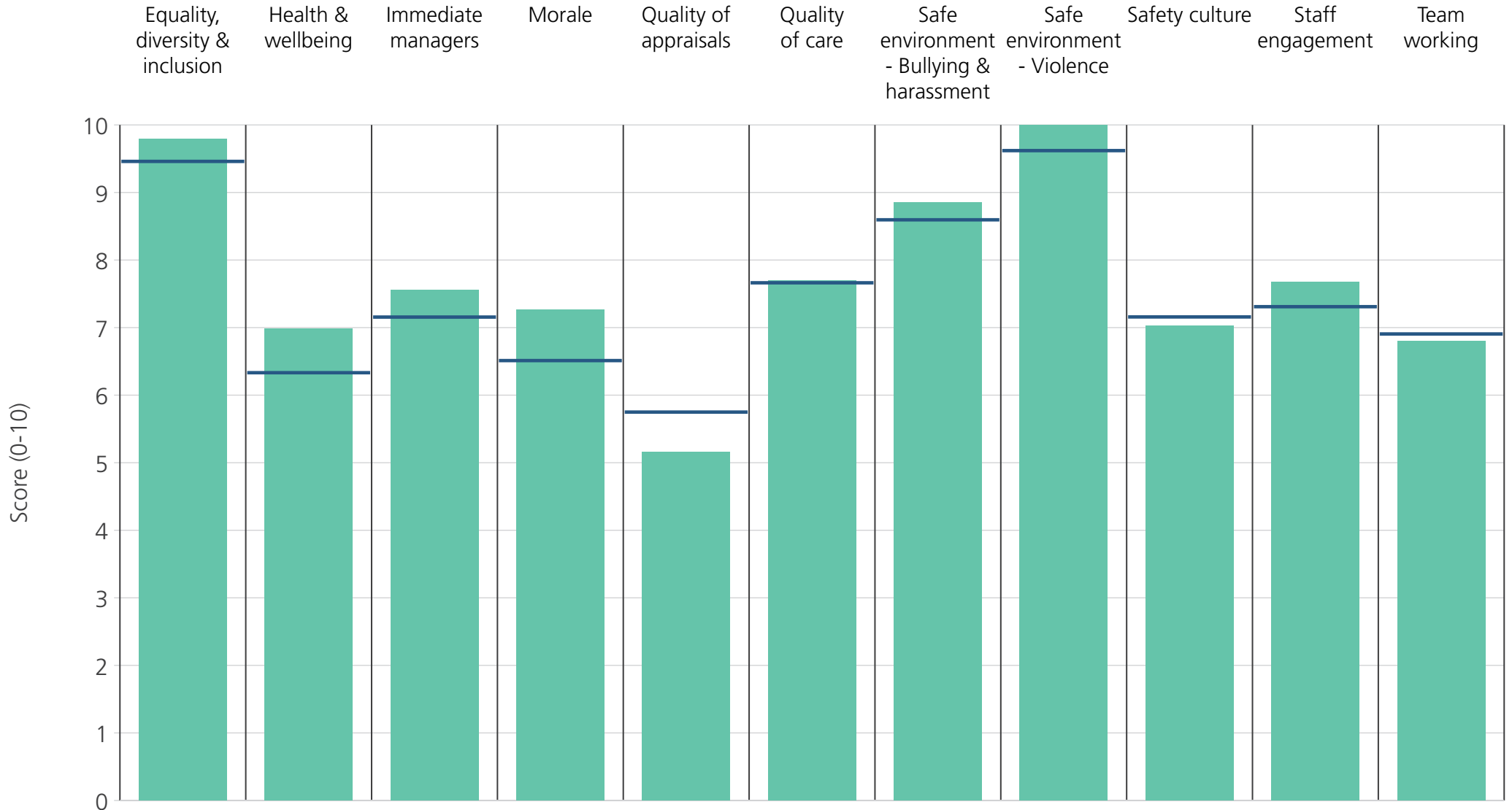
<b>Directorate</b>	9.6	6.8	7.6	7.1	6.1	7.8	9.2	10.0	7.2	7.7	7.4
<b>Your org</b>	9.5	6.3	7.2	6.5	5.7	7.7	8.6	9.6	7.2	7.3	6.9
<b>Responses</b>	117	118	118	117	106	78	118	118	118	119	118



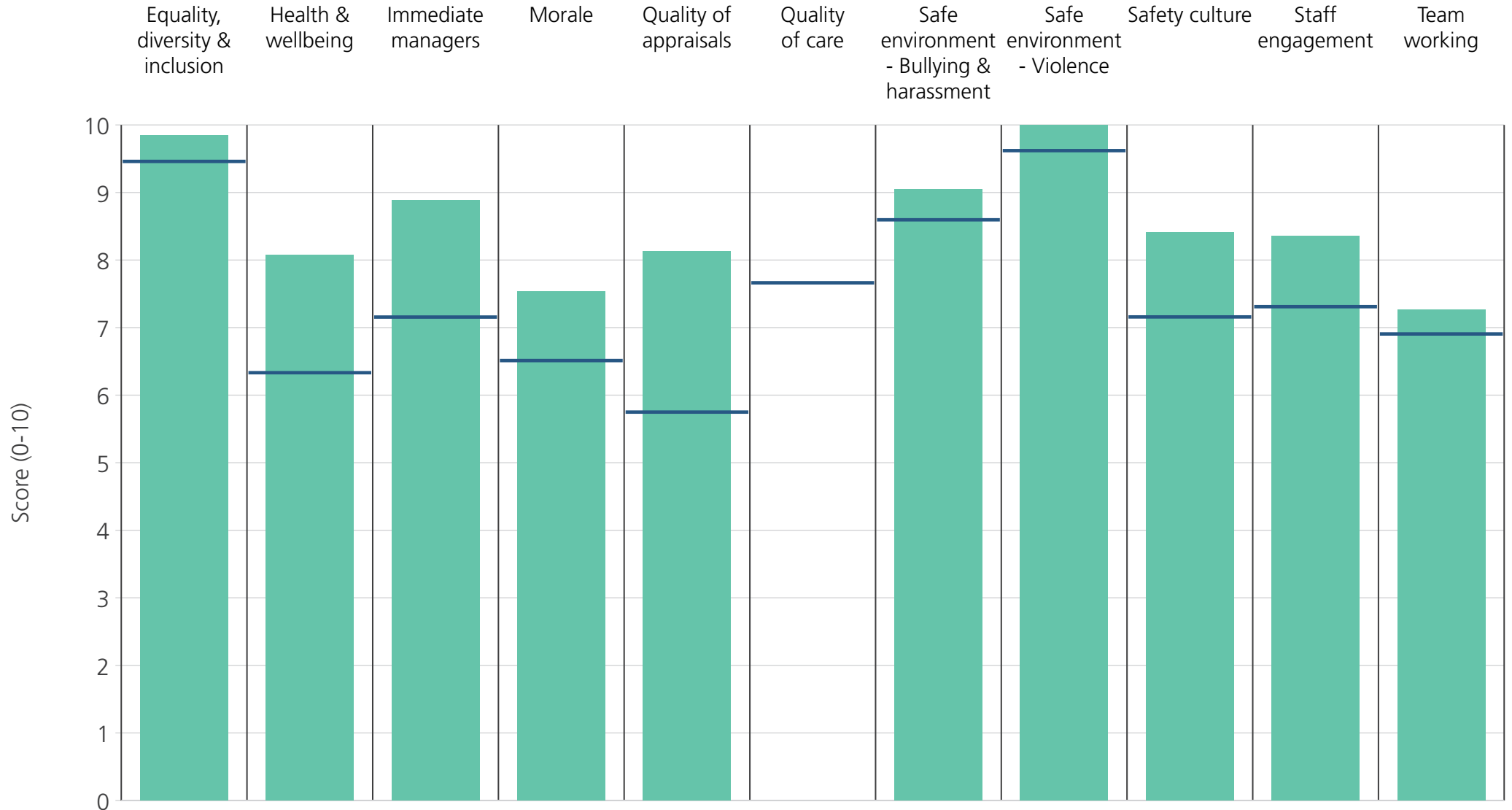
<b>Directorate</b>	9.4	7.6	7.4	7.2	6.2	7.1	9.5	9.8	7.0	7.6	7.4
<b>Your org</b>	9.5	6.3	7.2	6.5	5.7	7.7	8.6	9.6	7.2	7.3	6.9
<b>Responses</b>	43	43	43	43	40	17	43	43	43	43	41



<b>Directorate</b>	9.9	8.3	8.4	7.3	6.5		9.6	10.0	7.4	7.8	7.4
<b>Your org</b>	9.5	6.3	7.2	6.5	5.7	7.7	8.6	9.6	7.2	7.3	6.9
<b>Responses</b>	46	46	46	46	41	8	45	46	44	46	45



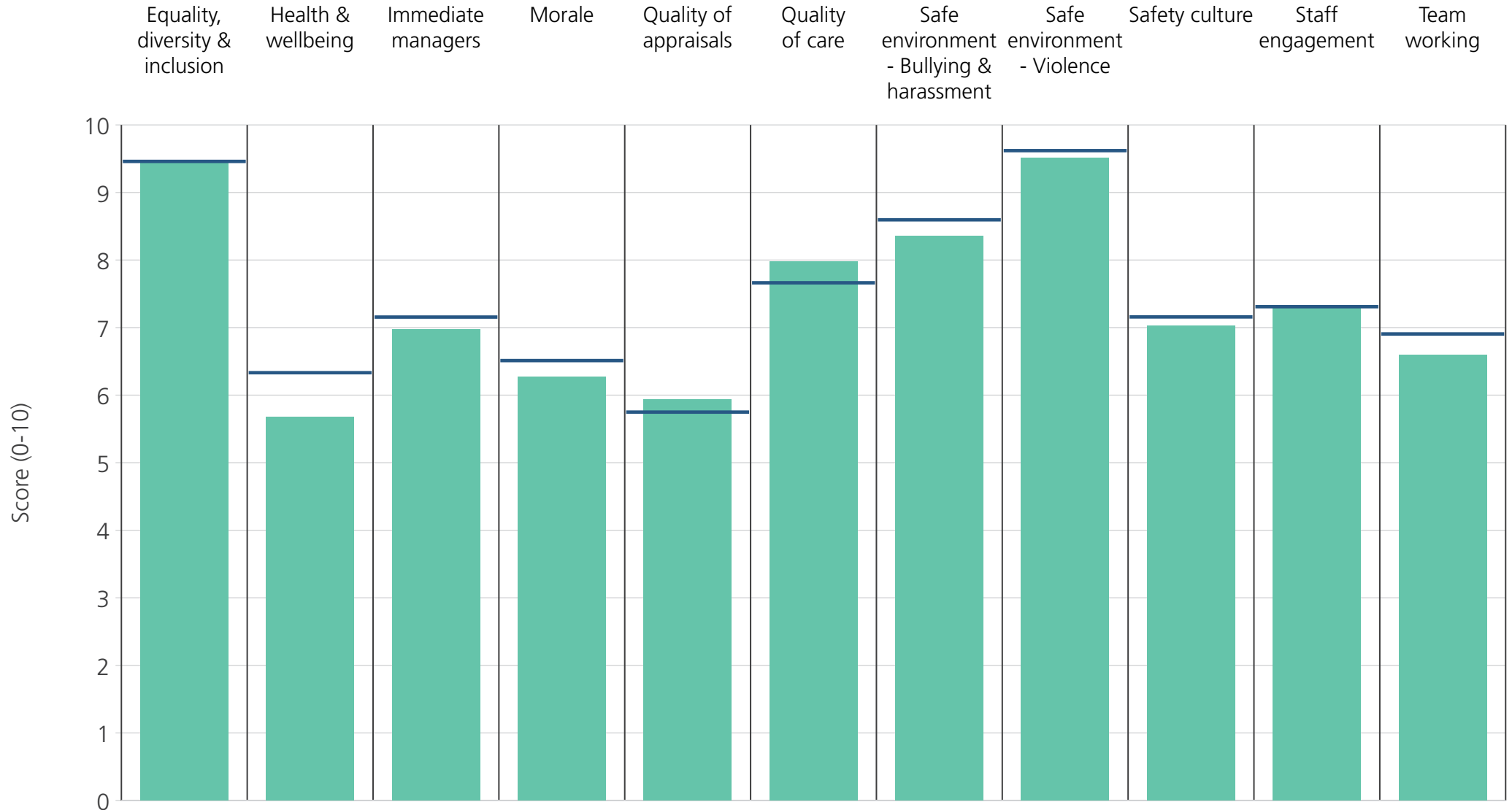
<b>Directorate</b>	9.8	7.0	7.6	7.3	5.2	7.7	8.9	10.0	7.0	7.7	6.8
<b>Your org</b>	9.5	6.3	7.2	6.5	5.7	7.7	8.6	9.6	7.2	7.3	6.9
<b>Responses</b>	32	32	32	32	32	15	32	32	32	32	32



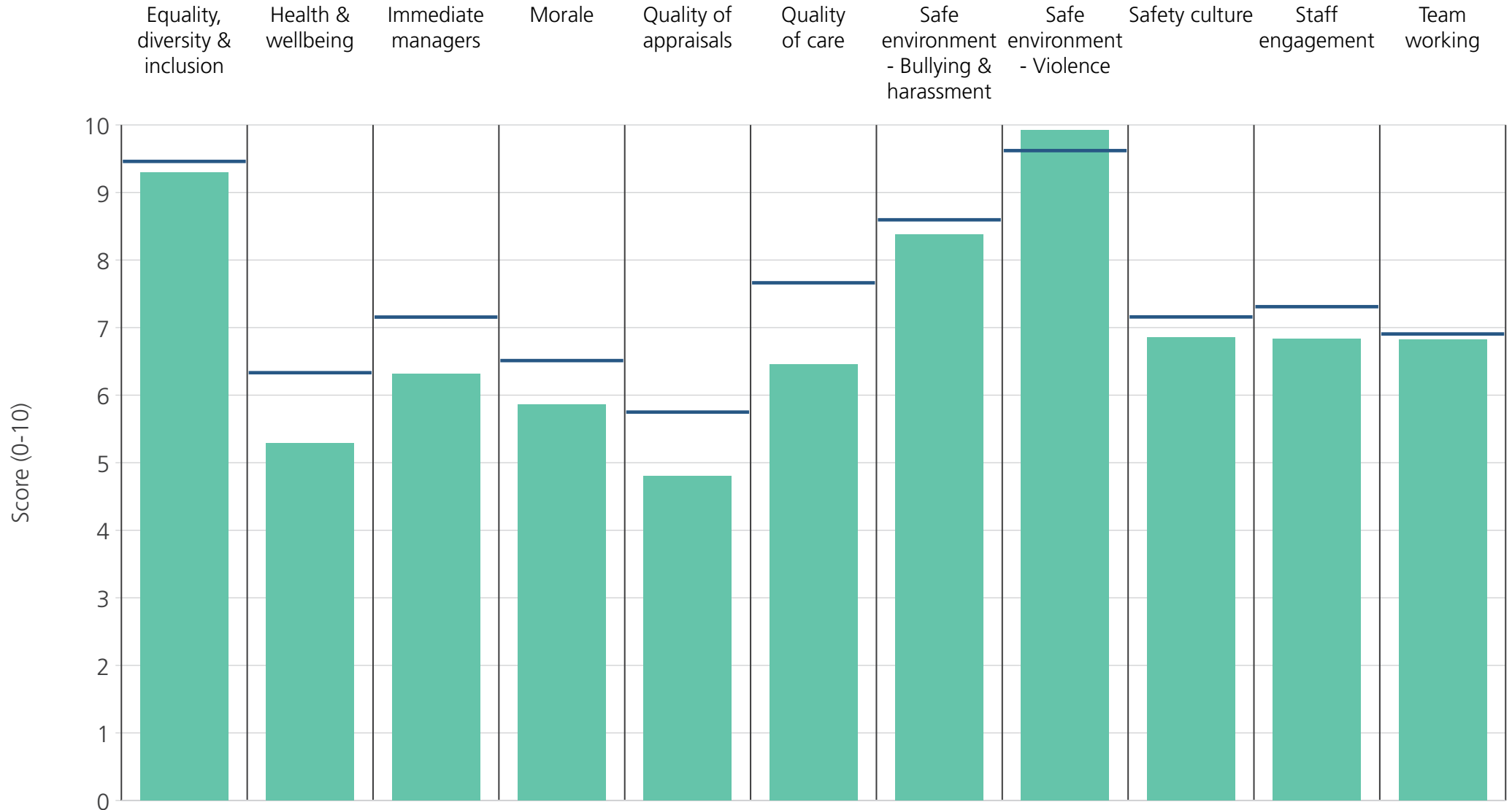
<b>Directorate</b>	9.8	8.1	8.9	7.5	8.1		9.0	10.0	8.4	8.4	7.3
<b>Your org</b>	9.5	6.3	7.2	6.5	5.7	7.7	8.6	9.6	7.2	7.3	6.9
<b>Responses</b>	21	21	21	21	16	7	21	21	21	21	21

# Directorates 2

Derbyshire Community Health Services NHS Foundation Trust  
2019 NHS Staff Survey Results

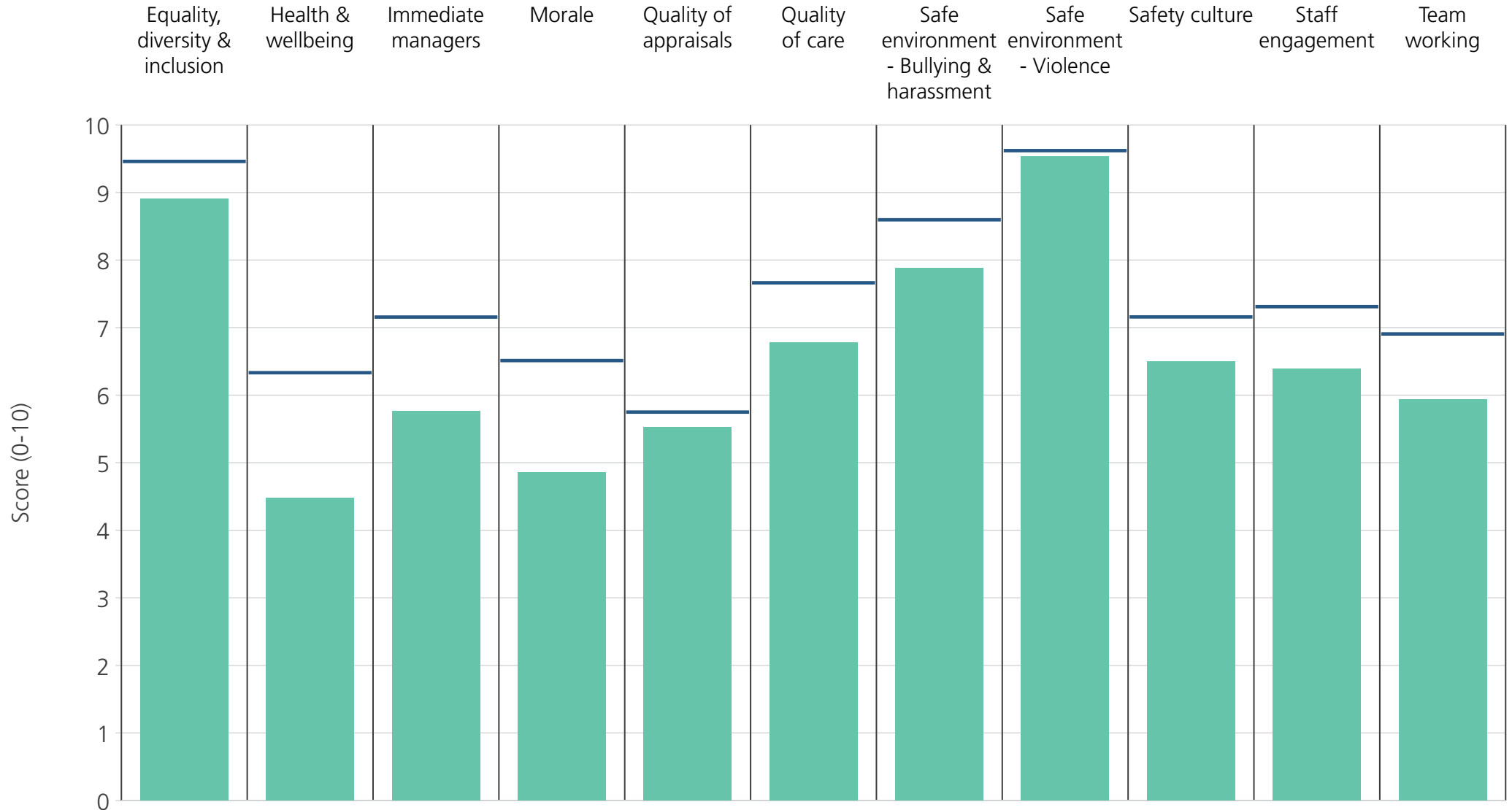


<b>Directorate</b>	9.4	5.7	7.0	6.3	5.9	8.0	8.4	9.5	7.0	7.3	6.6
<b>Your org</b>	9.5	6.3	7.2	6.5	5.7	7.7	8.6	9.6	7.2	7.3	6.9
<b>Responses</b>	154	156	156	155	142	151	154	153	156	158	155

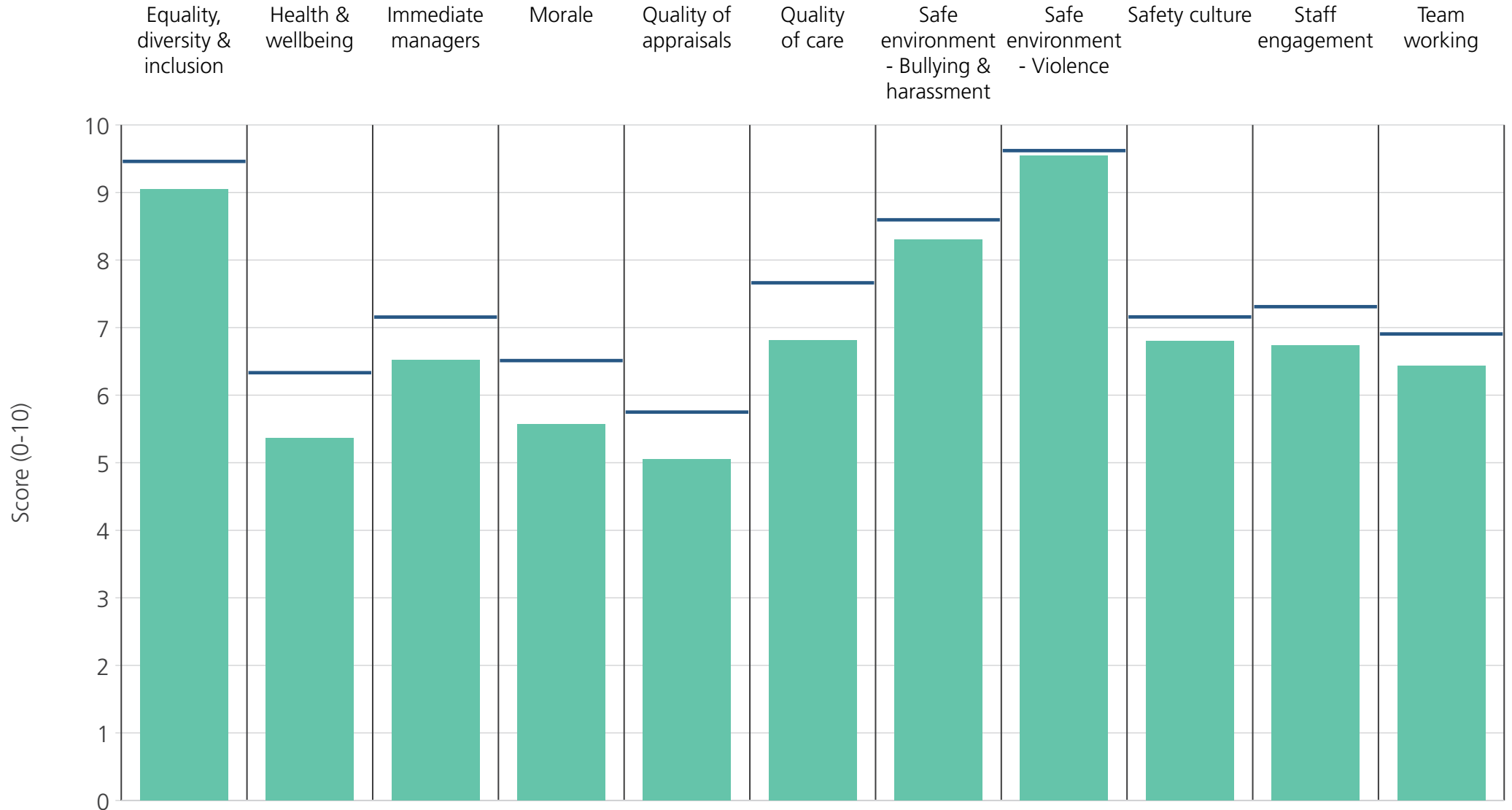


<b>Directorate</b>	9.3	5.3	6.3	5.9	4.8	6.5	8.4	9.9	6.9	6.8	6.8
<b>Your org</b>	9.5	6.3	7.2	6.5	5.7	7.7	8.6	9.6	7.2	7.3	6.9
<b>Responses</b>	150	151	151	150	141	140	151	151	151	153	152

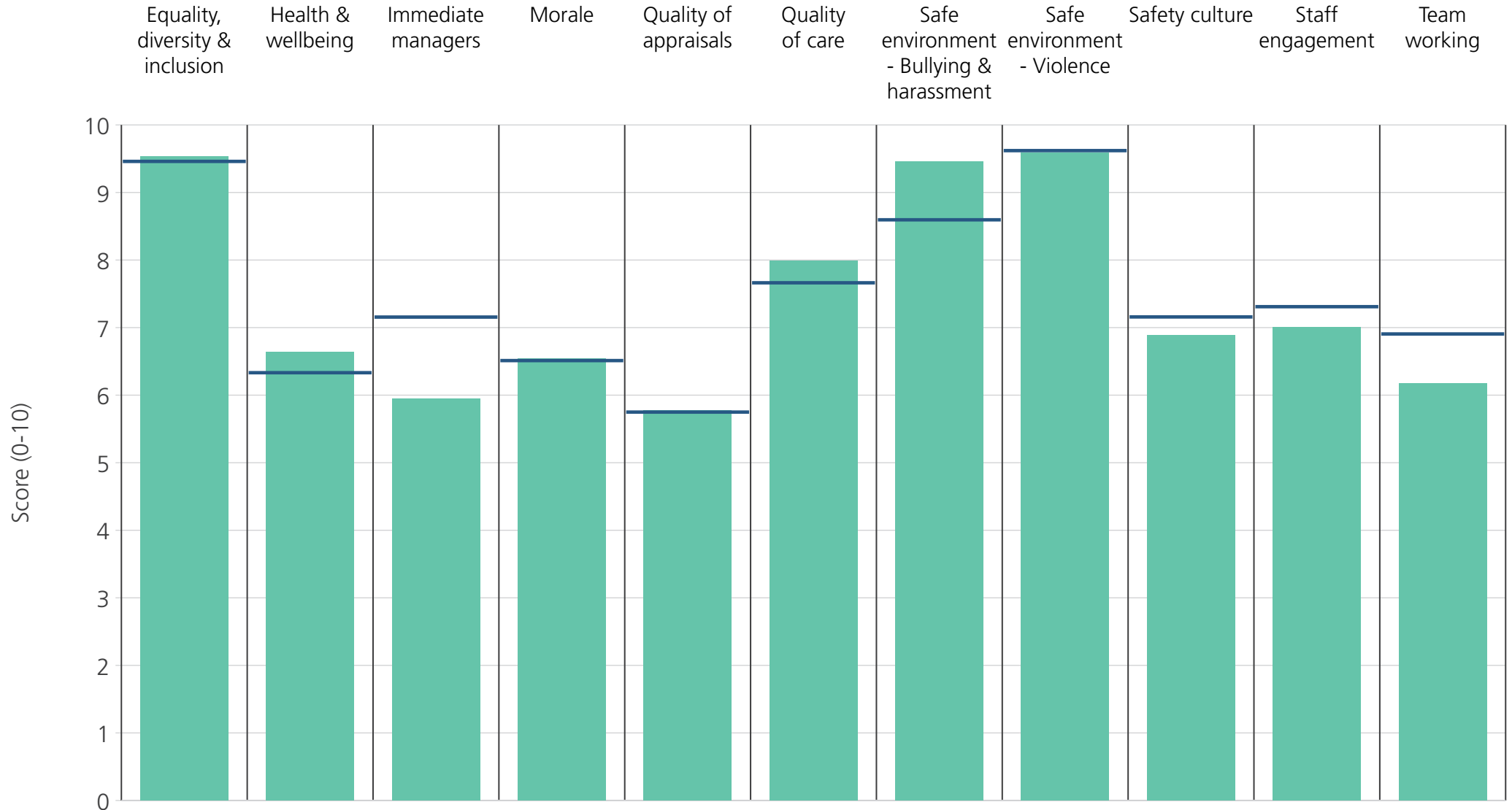




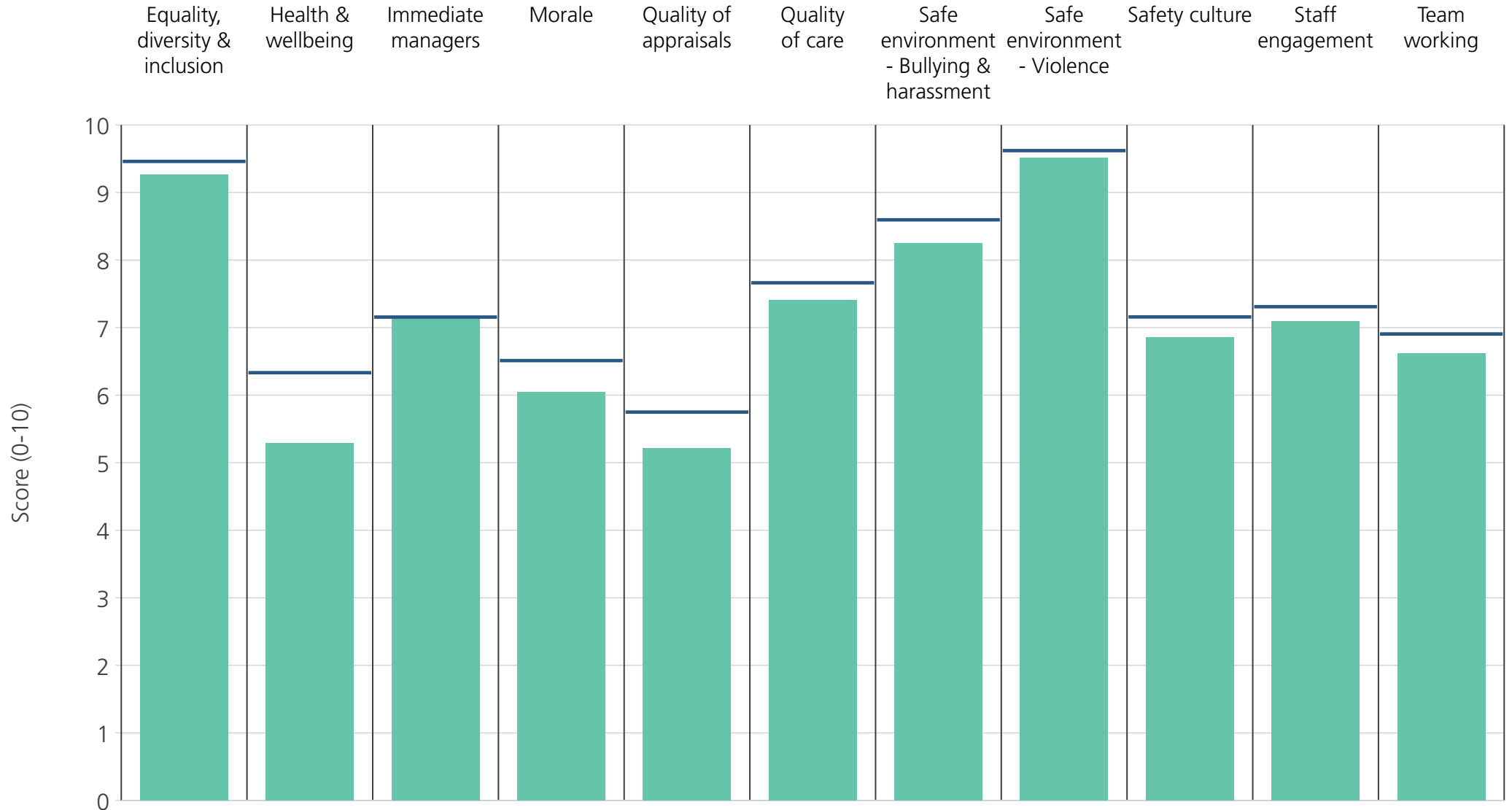
<b>Directorate</b>	8.9	4.5	5.8	4.9	5.5	6.8	7.9	9.5	6.5	6.4	5.9
<b>Your org</b>	9.5	6.3	7.2	6.5	5.7	7.7	8.6	9.6	7.2	7.3	6.9
<b>Responses</b>	83	87	87	86	74	86	85	86	86	89	88



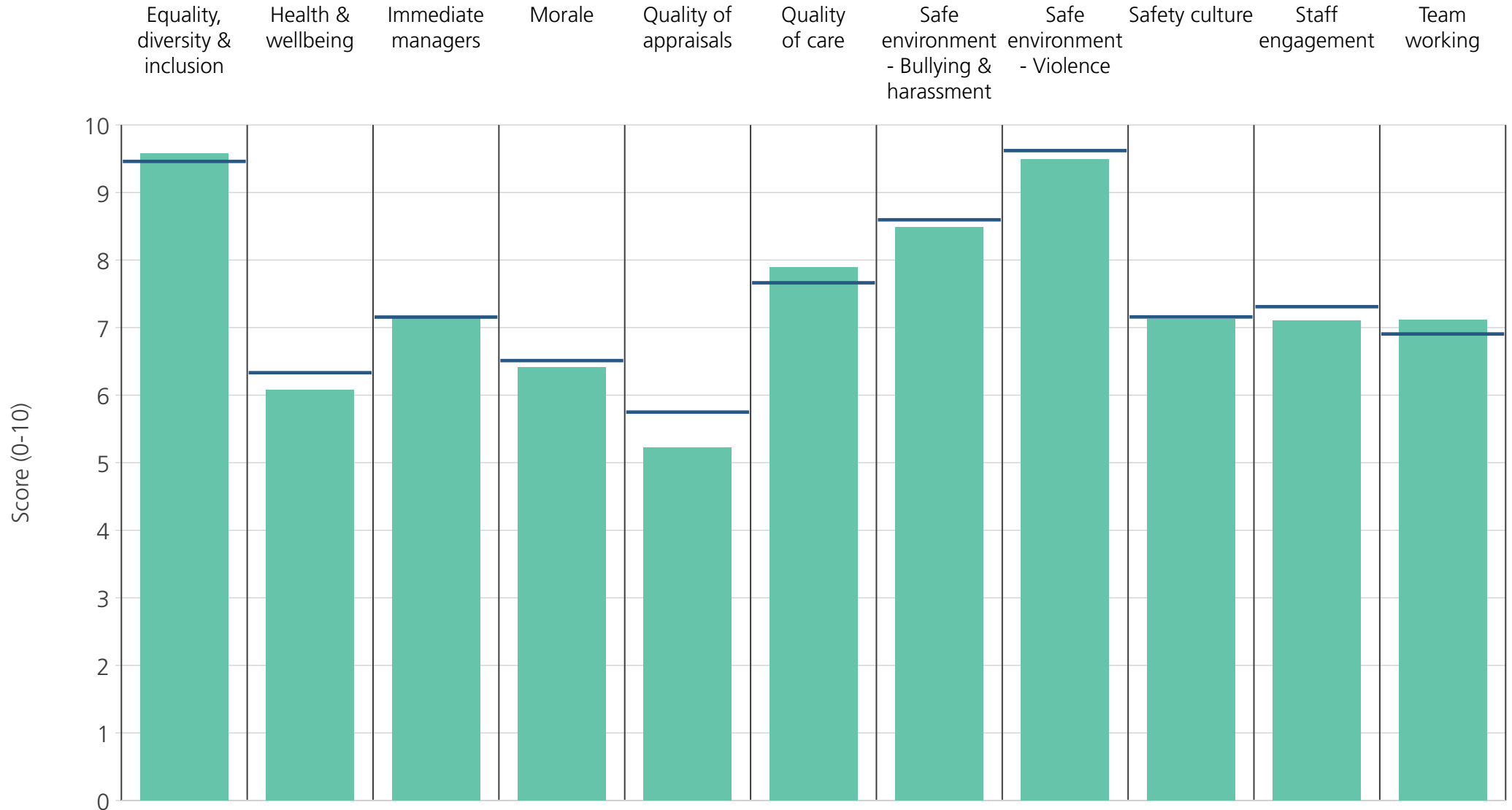
<b>Directorate</b>	9.0	5.4	6.5	5.6	5.0	6.8	8.3	9.5	6.8	6.7	6.4
<b>Your org</b>	9.5	6.3	7.2	6.5	5.7	7.7	8.6	9.6	7.2	7.3	6.9
<b>Responses</b>	96	96	96	93	83	90	96	96	96	97	96



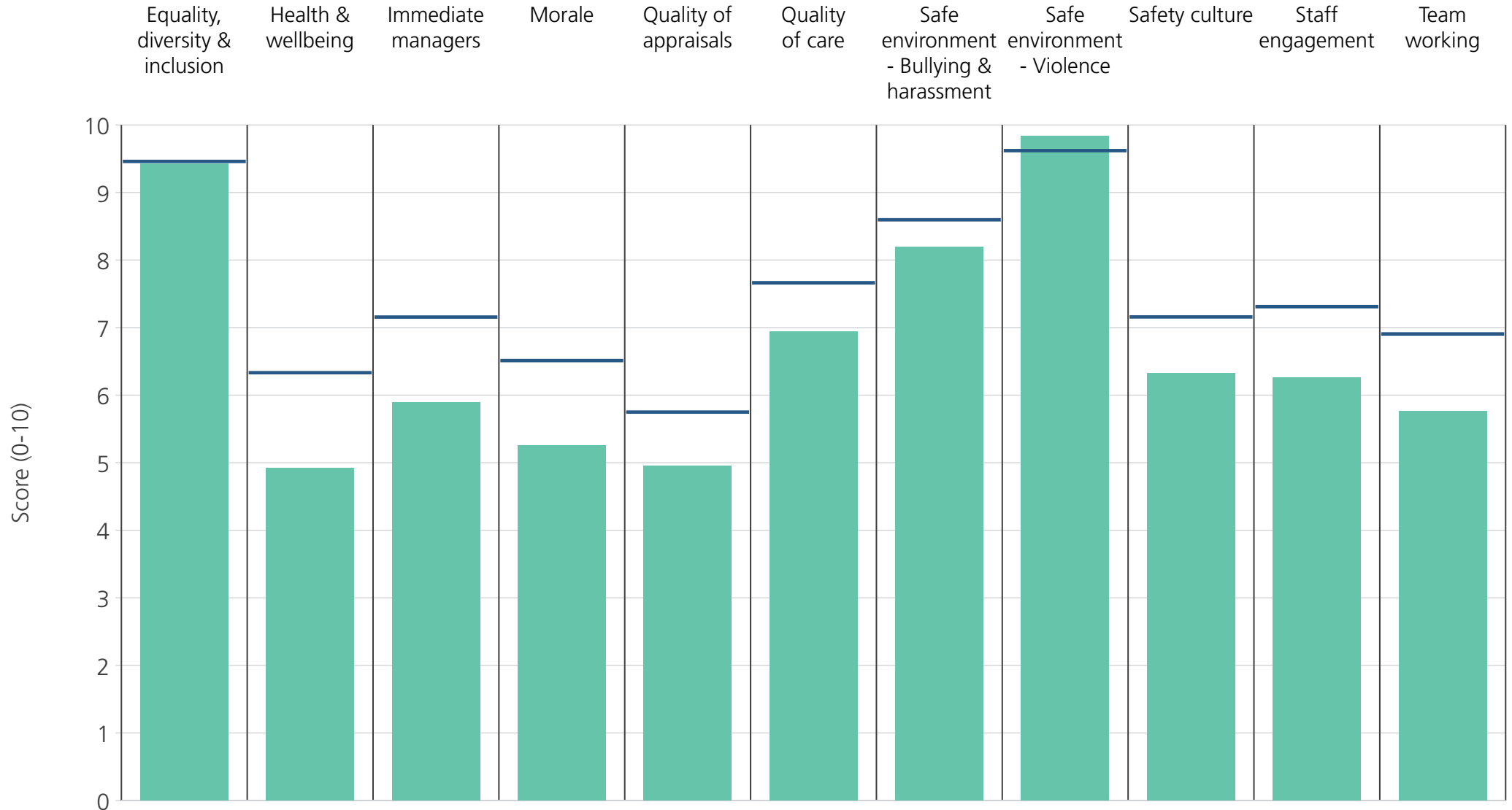
Directorate	9.5	6.6	5.9	6.5	5.8	8.0	9.5	9.6	6.9	7.0	6.2
Your org	9.5	6.3	7.2	6.5	5.7	7.7	8.6	9.6	7.2	7.3	6.9
Responses	55	54	56	53	48	38	55	56	55	55	52



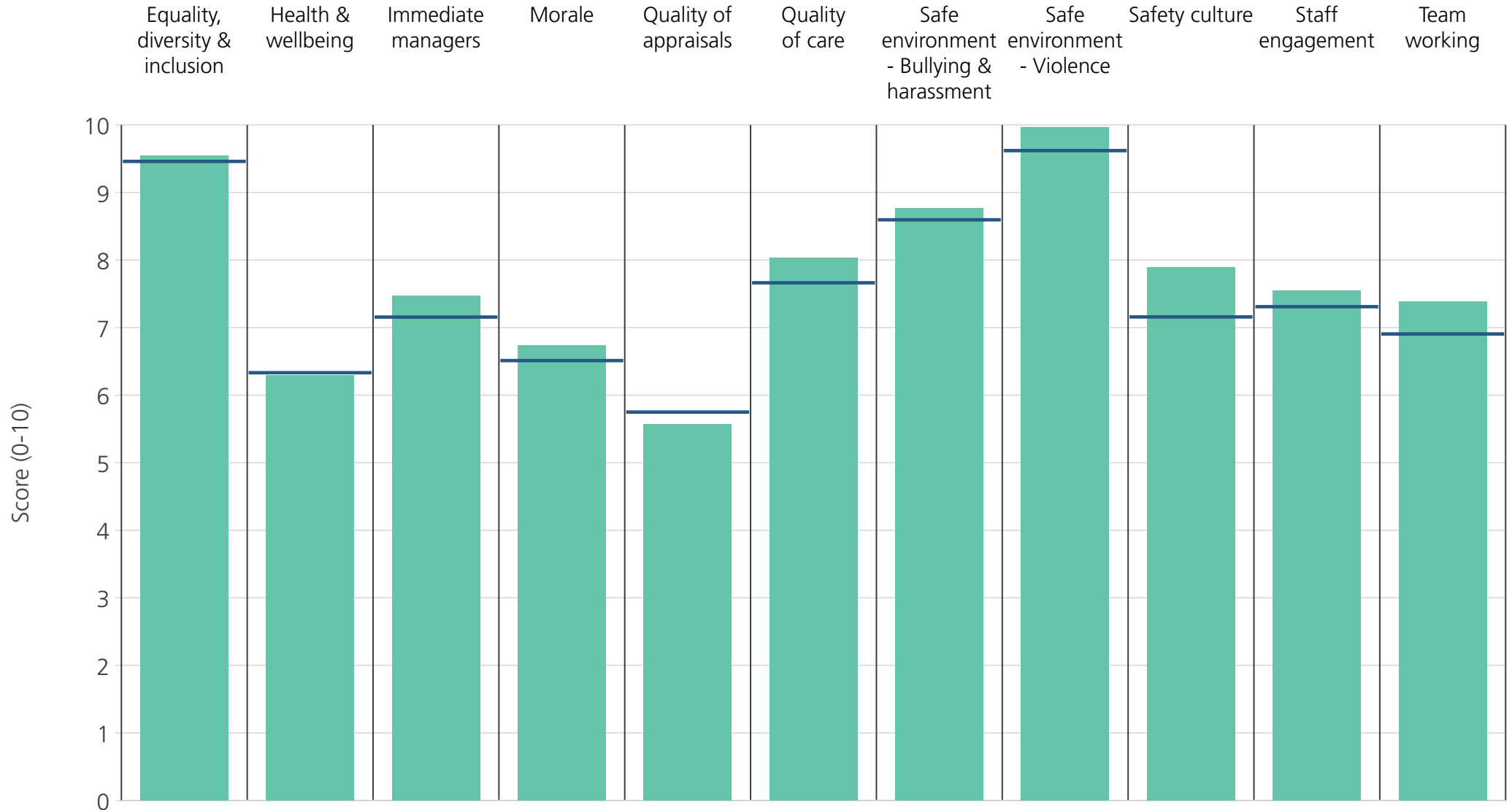
<b>Directorate</b>	9.3	5.3	7.2	6.0	5.2	7.4	8.2	9.5	6.9	7.1	6.6
<b>Your org</b>	9.5	6.3	7.2	6.5	5.7	7.7	8.6	9.6	7.2	7.3	6.9
<b>Responses</b>	54	55	55	51	48	55	55	54	53	55	55



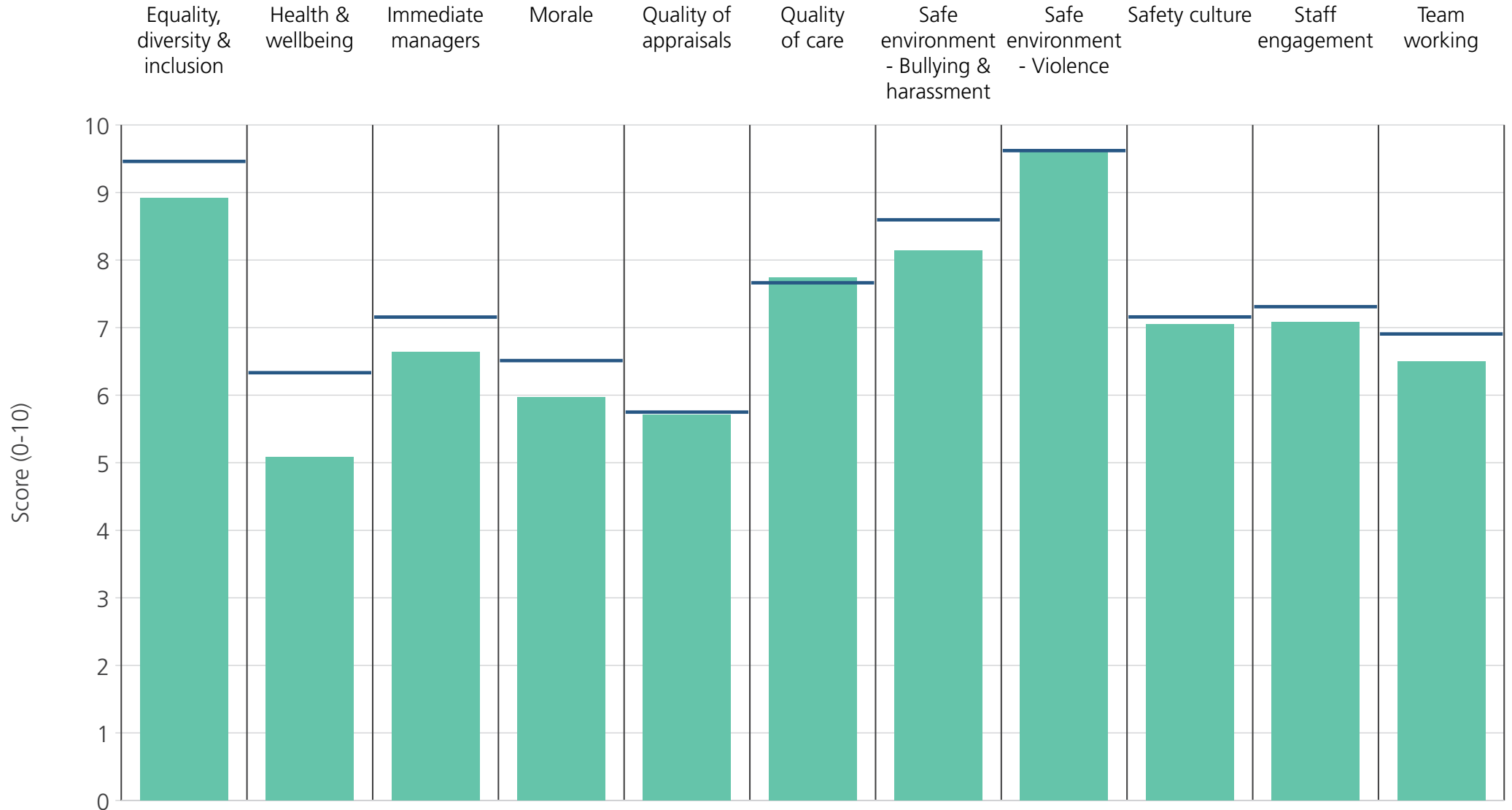
Directorate	9.6	6.1	7.1	6.4	5.2	7.9	8.5	9.5	7.1	7.1	7.1
Your org	9.5	6.3	7.2	6.5	5.7	7.7	8.6	9.6	7.2	7.3	6.9
Responses	67	67	68	66	61	67	67	66	66	68	67



<b>Directorate</b>	9.4	4.9	5.9	5.3	5.0	6.9	8.2	9.8	6.3	6.3	5.8
<b>Your org</b>	9.5	6.3	7.2	6.5	5.7	7.7	8.6	9.6	7.2	7.3	6.9
<b>Responses</b>	61	63	63	62	56	61	61	61	62	63	61

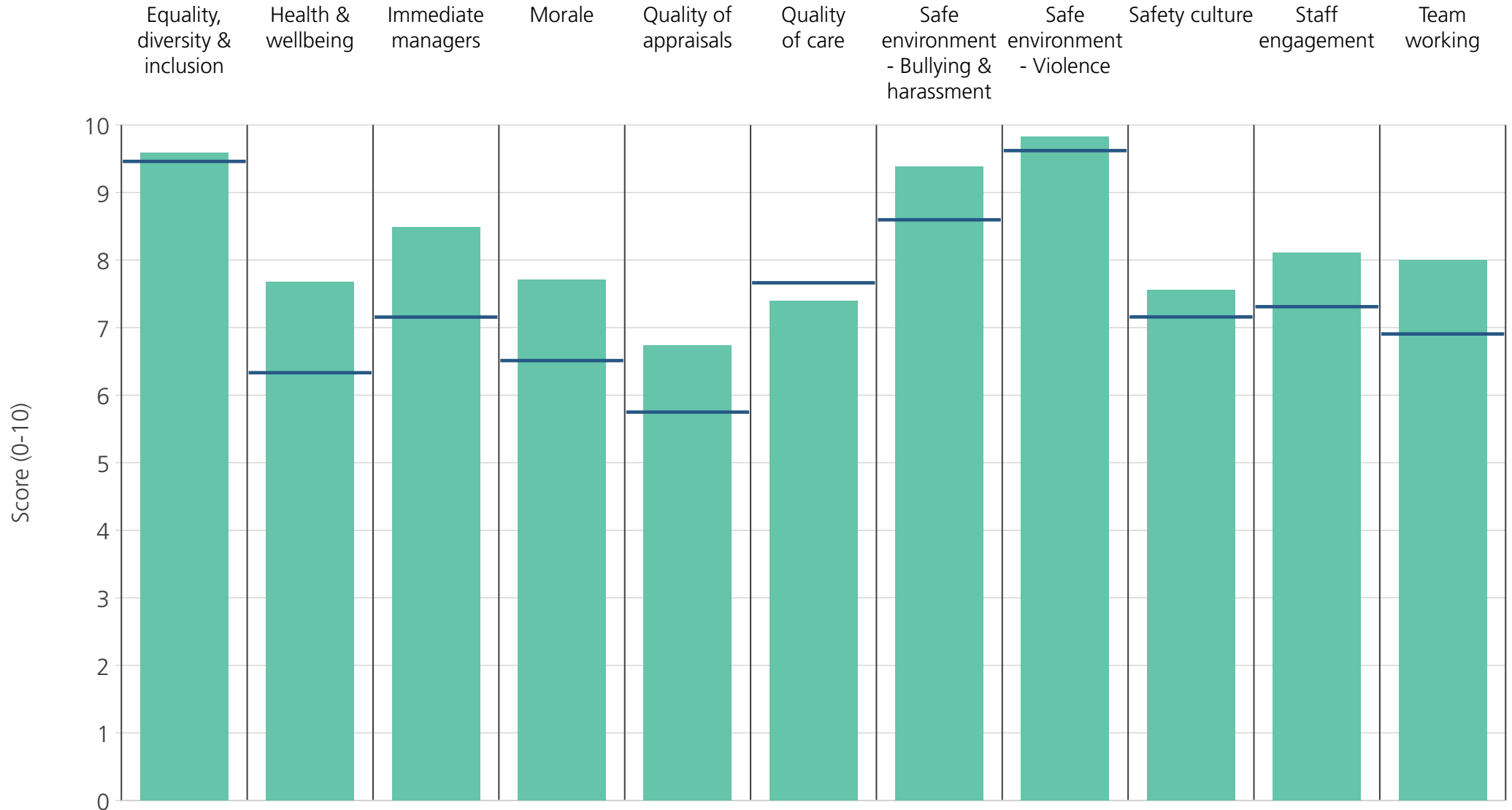


<b>Directorate</b>	9.5	6.3	7.5	6.7	5.6	8.0	8.8	10.0	7.9	7.5	7.4
<b>Your org</b>	9.5	6.3	7.2	6.5	5.7	7.7	8.6	9.6	7.2	7.3	6.9
<b>Responses</b>	88	89	89	89	85	86	89	87	89	89	88

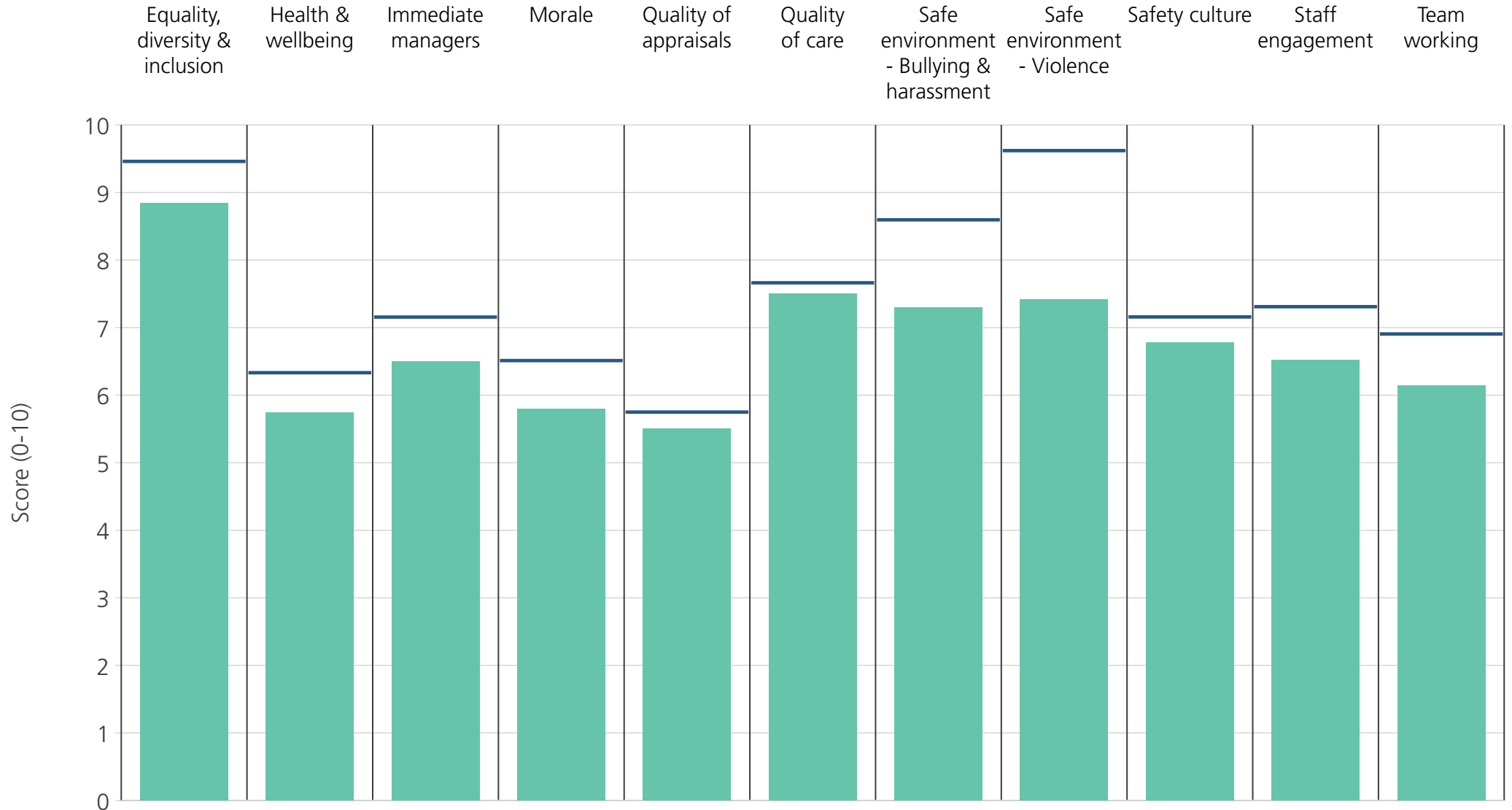


<b>Directorate</b>	8.9	5.1	6.6	6.0	5.7	7.7	8.1	9.6	7.0	7.1	6.5
<b>Your org</b>	9.5	6.3	7.2	6.5	5.7	7.7	8.6	9.6	7.2	7.3	6.9
<b>Responses</b>	63	63	63	62	56	62	61	62	62	62	61

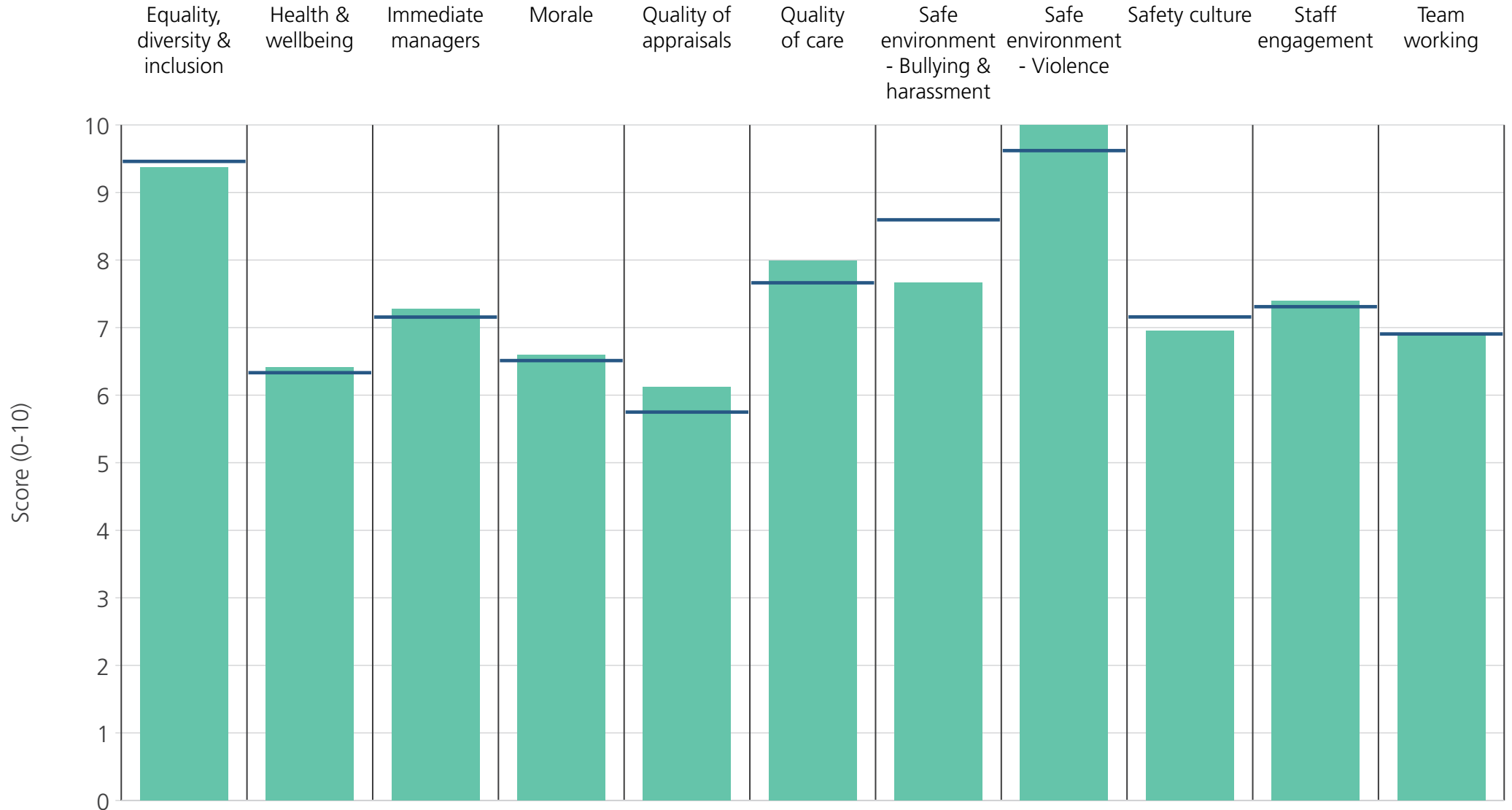




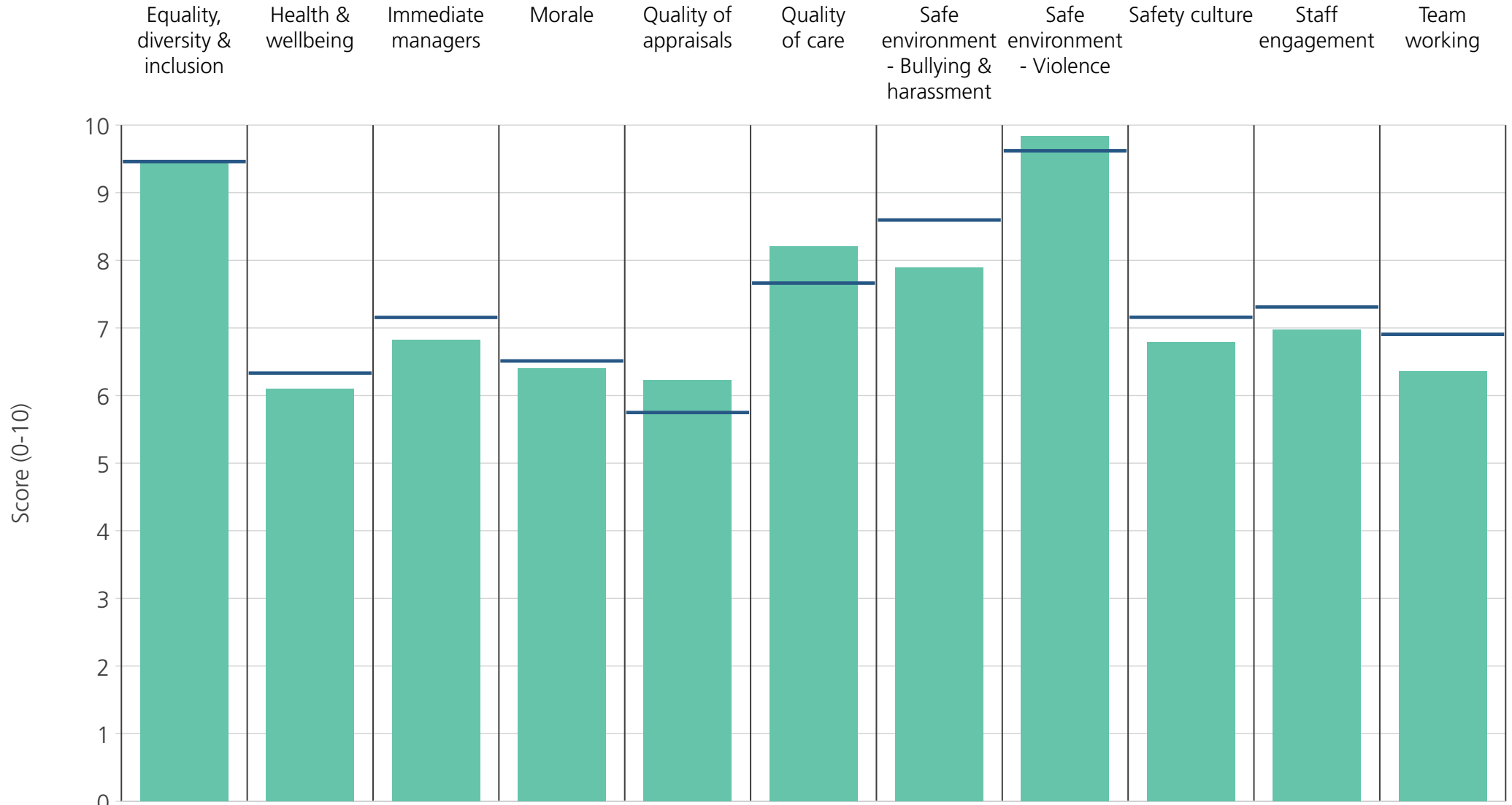
<b>Directorate</b>	9.6	7.7	8.5	7.7	6.7	7.4	9.4	9.8	7.6	8.1	8.0
<b>Your org</b>	9.5	6.3	7.2	6.5	5.7	7.7	8.6	9.6	7.2	7.3	6.9
<b>Responses</b>	75	75	75	75	74	71	75	75	75	75	75



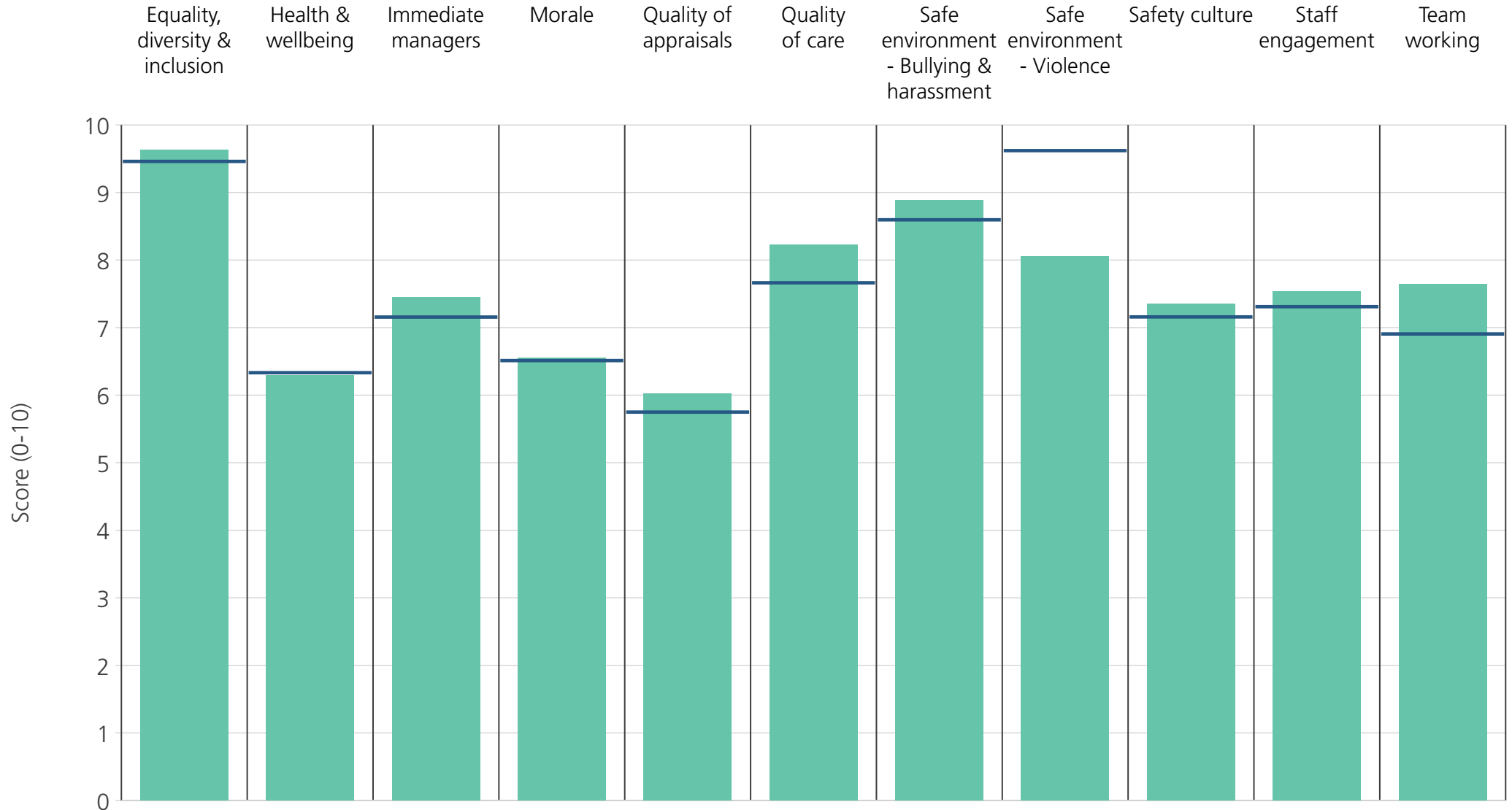
<b>Directorate</b>	8.8	5.7	6.5	5.8	5.5	7.5	7.3	7.4	6.8	6.5	6.1
<b>Your org</b>	9.5	6.3	7.2	6.5	5.7	7.7	8.6	9.6	7.2	7.3	6.9
<b>Responses</b>	33	33	33	33	30	33	32	31	33	33	33



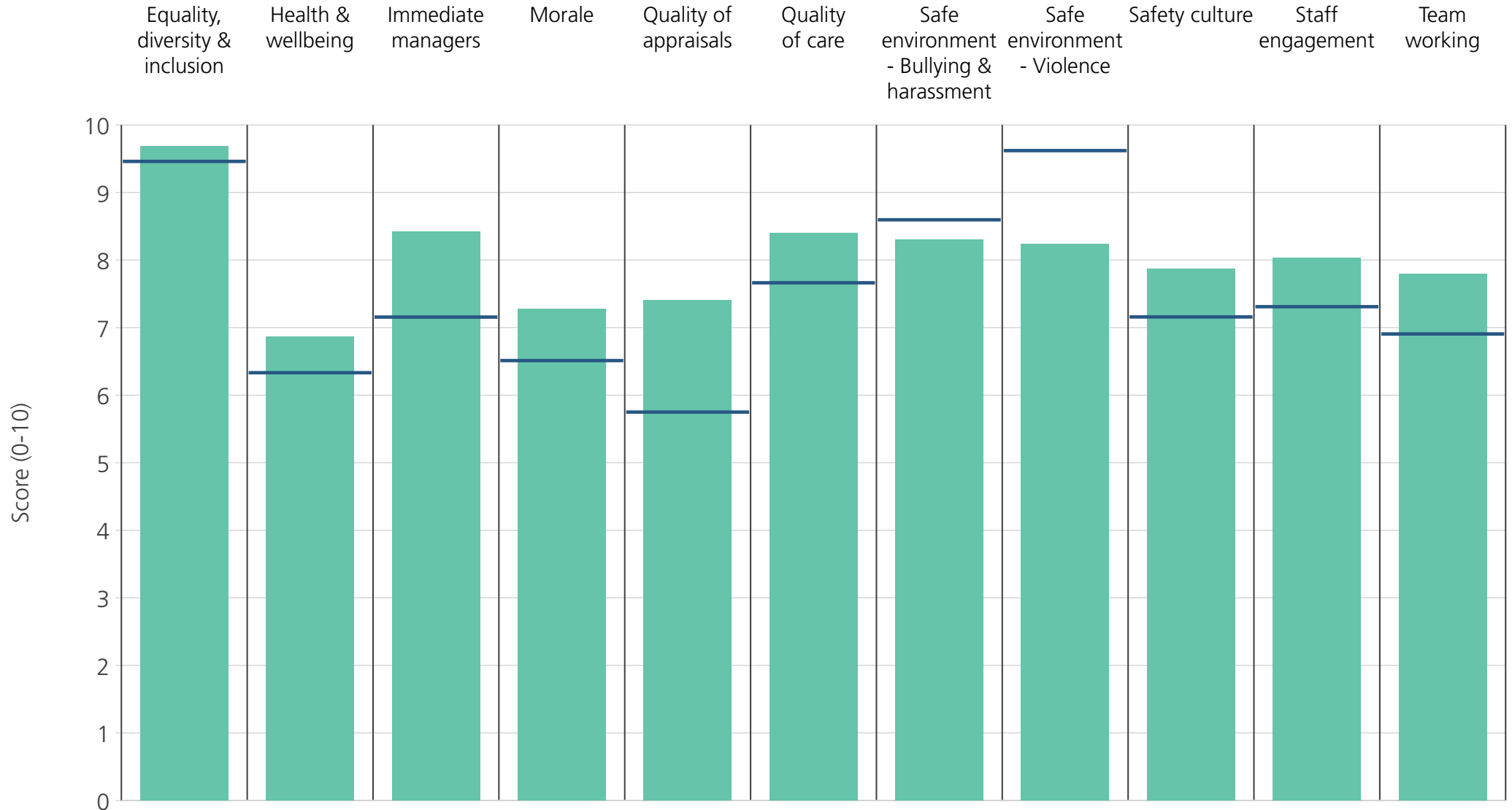
<b>Directorate</b>	9.4	6.4	7.3	6.6	6.1	8.0	7.7	10.0	7.0	7.4	6.9
<b>Your org</b>	9.5	6.3	7.2	6.5	5.7	7.7	8.6	9.6	7.2	7.3	6.9
<b>Responses</b>	58	58	58	55	46	49	57	58	57	59	58



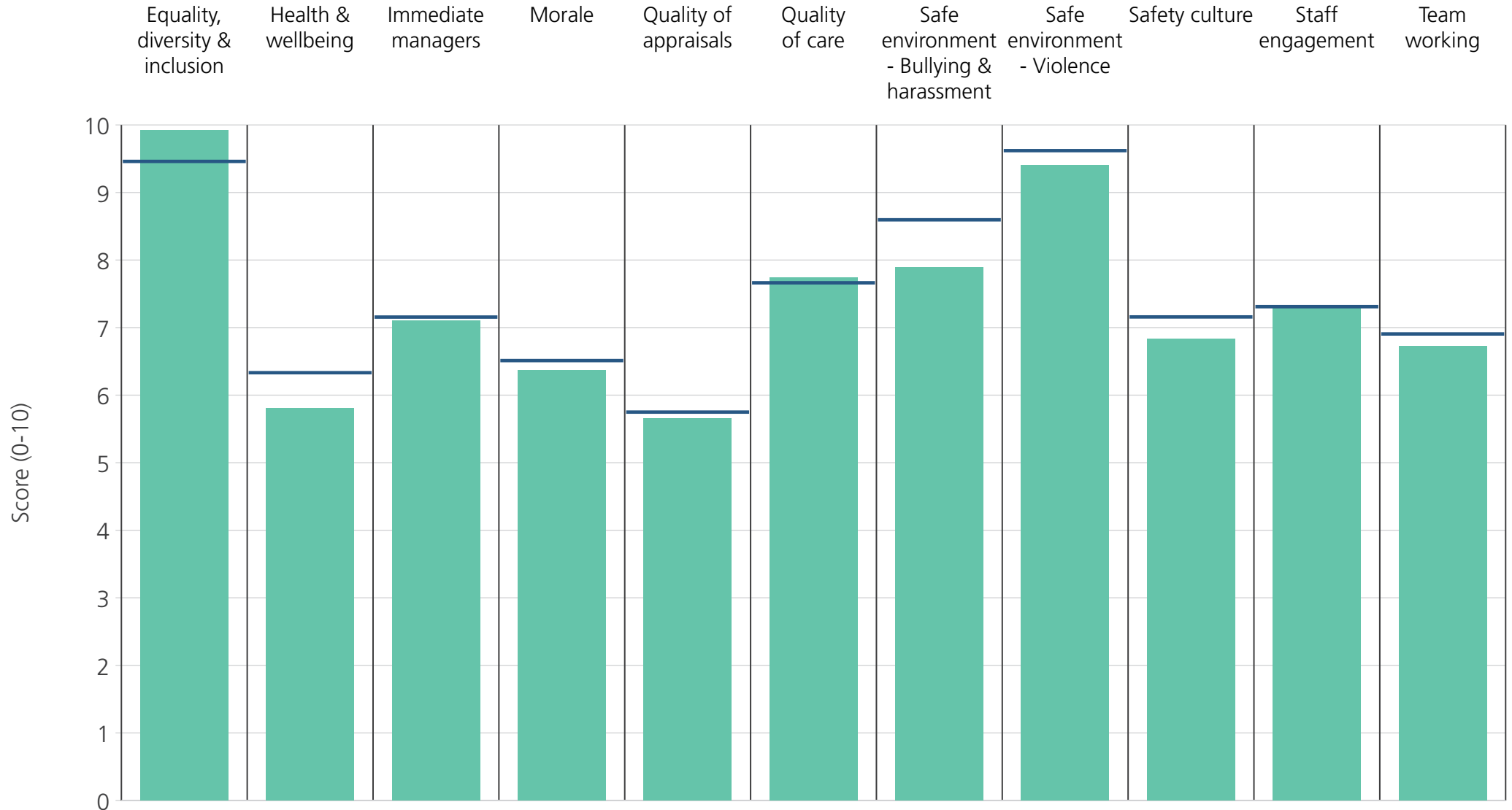
<b>Directorate</b>	9.4	6.1	6.8	6.4	6.2	8.2	7.9	9.8	6.8	7.0	6.4
<b>Your org</b>	9.5	6.3	7.2	6.5	5.7	7.7	8.6	9.6	7.2	7.3	6.9
<b>Responses</b>	60	60	60	59	50	60	60	60	59	60	59



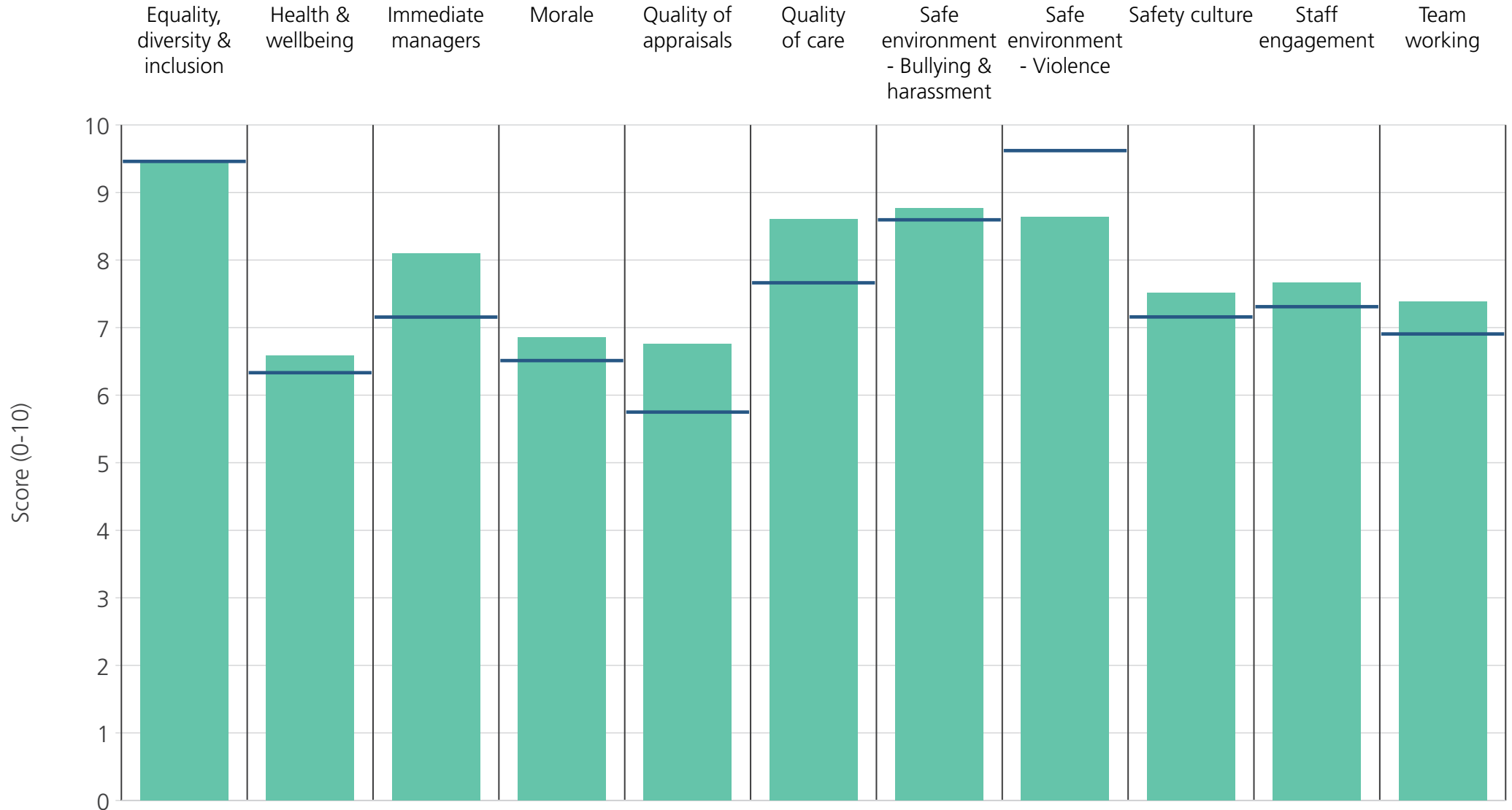
<b>Directorate</b>	9.6	6.3	7.5	6.6	6.0	8.2	8.9	8.1	7.4	7.5	7.6
<b>Your org</b>	9.5	6.3	7.2	6.5	5.7	7.7	8.6	9.6	7.2	7.3	6.9
<b>Responses</b>	36	36	36	36	33	32	36	36	36	36	36



<b>Directorate</b>	9.7	6.9	8.4	7.3	7.4	8.4	8.3	8.2	7.9	8.0	7.8
<b>Your org</b>	9.5	6.3	7.2	6.5	5.7	7.7	8.6	9.6	7.2	7.3	6.9
<b>Responses</b>	52	52	52	52	50	51	52	51	52	52	52

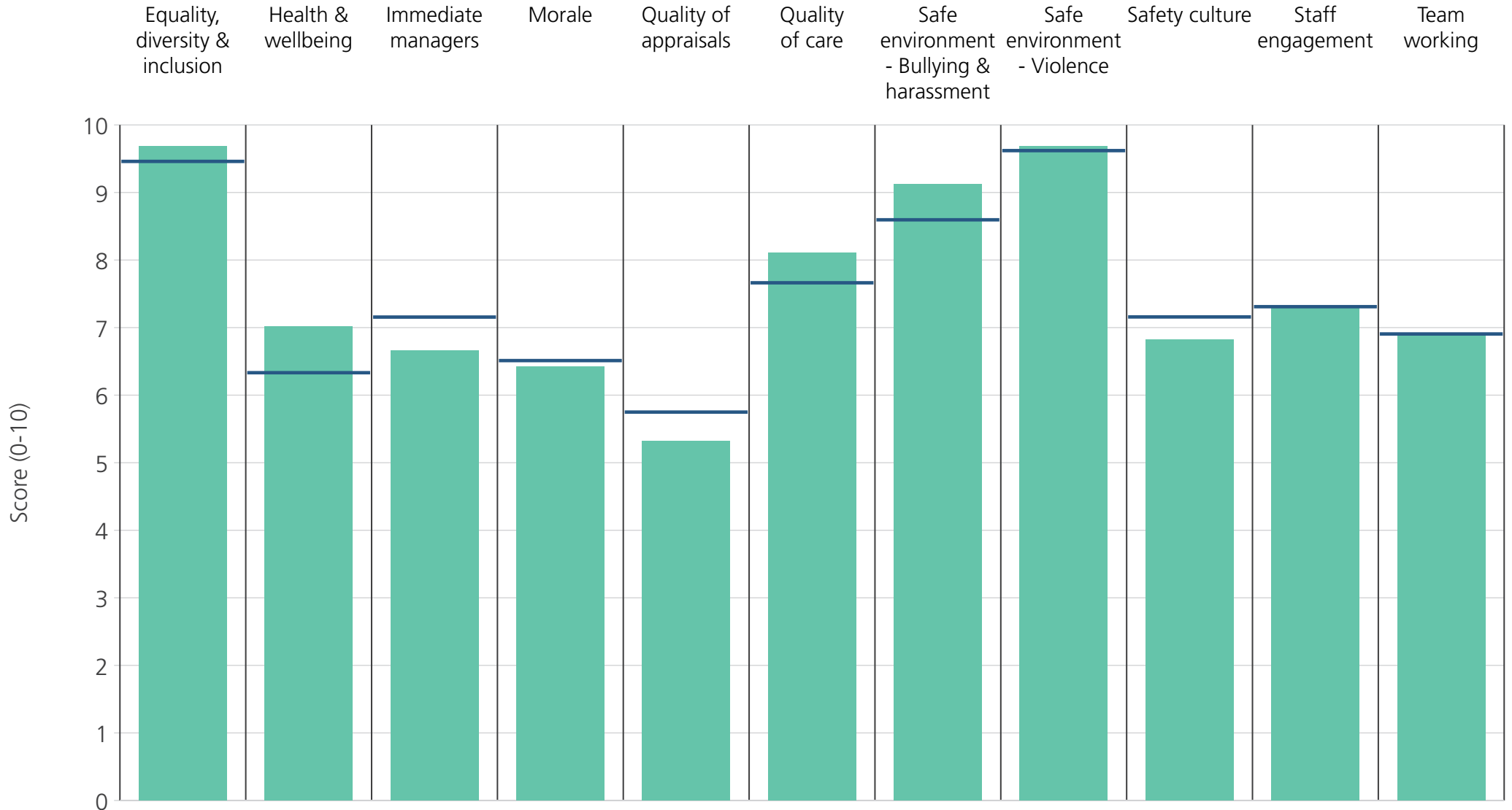


<b>Directorate</b>	9.9	5.8	7.1	6.4	5.7	7.7	7.9	9.4	6.8	7.3	6.7
<b>Your org</b>	9.5	6.3	7.2	6.5	5.7	7.7	8.6	9.6	7.2	7.3	6.9
<b>Responses</b>	45	45	45	45	42	42	45	45	45	46	45

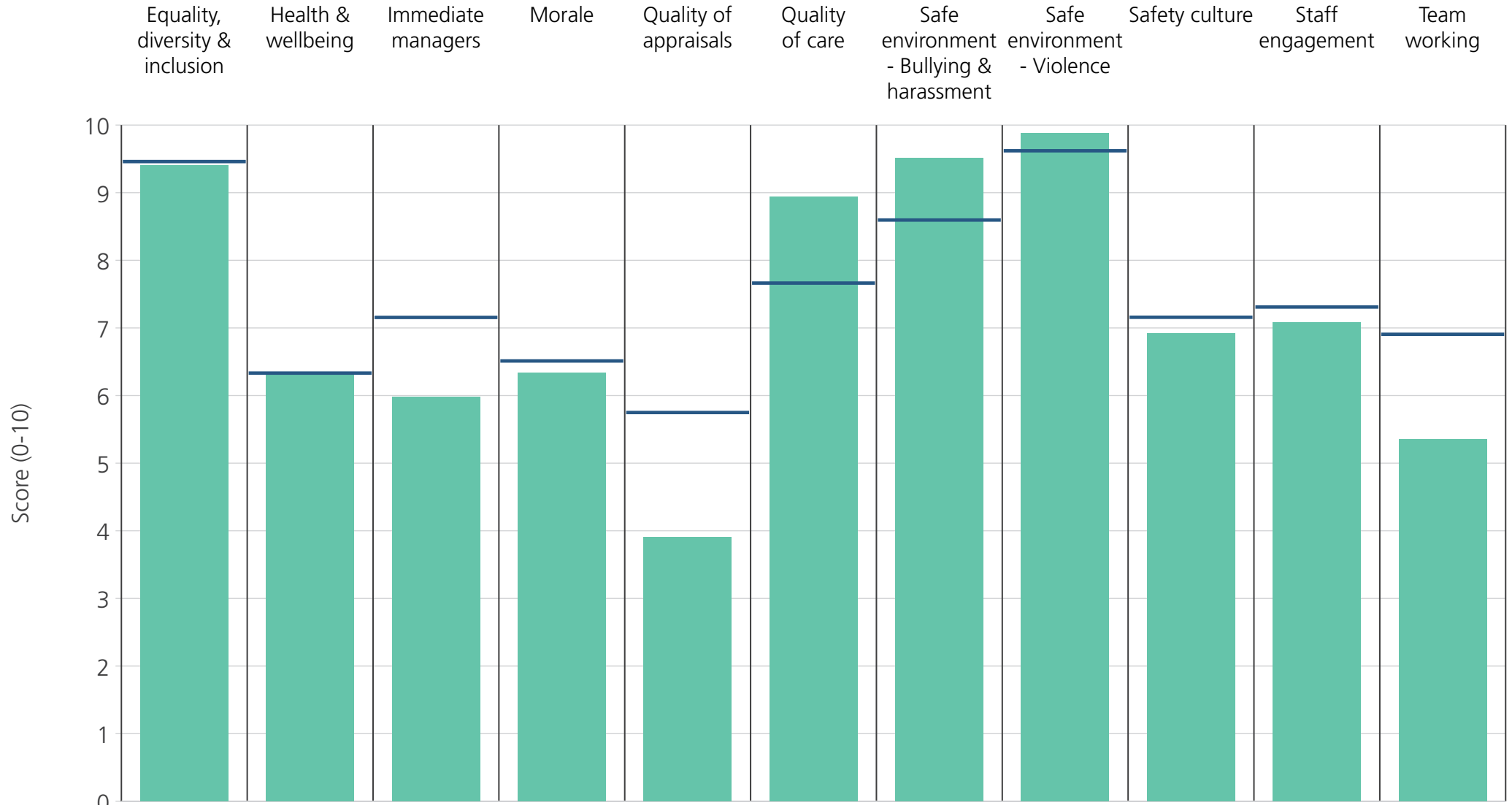


<b>Directorate</b>	9.4	6.6	8.1	6.9	6.8	8.6	8.8	8.6	7.5	7.7	7.4
<b>Your org</b>	9.5	6.3	7.2	6.5	5.7	7.7	8.6	9.6	7.2	7.3	6.9
<b>Responses</b>	46	46	46	46	43	46	46	44	46	46	44

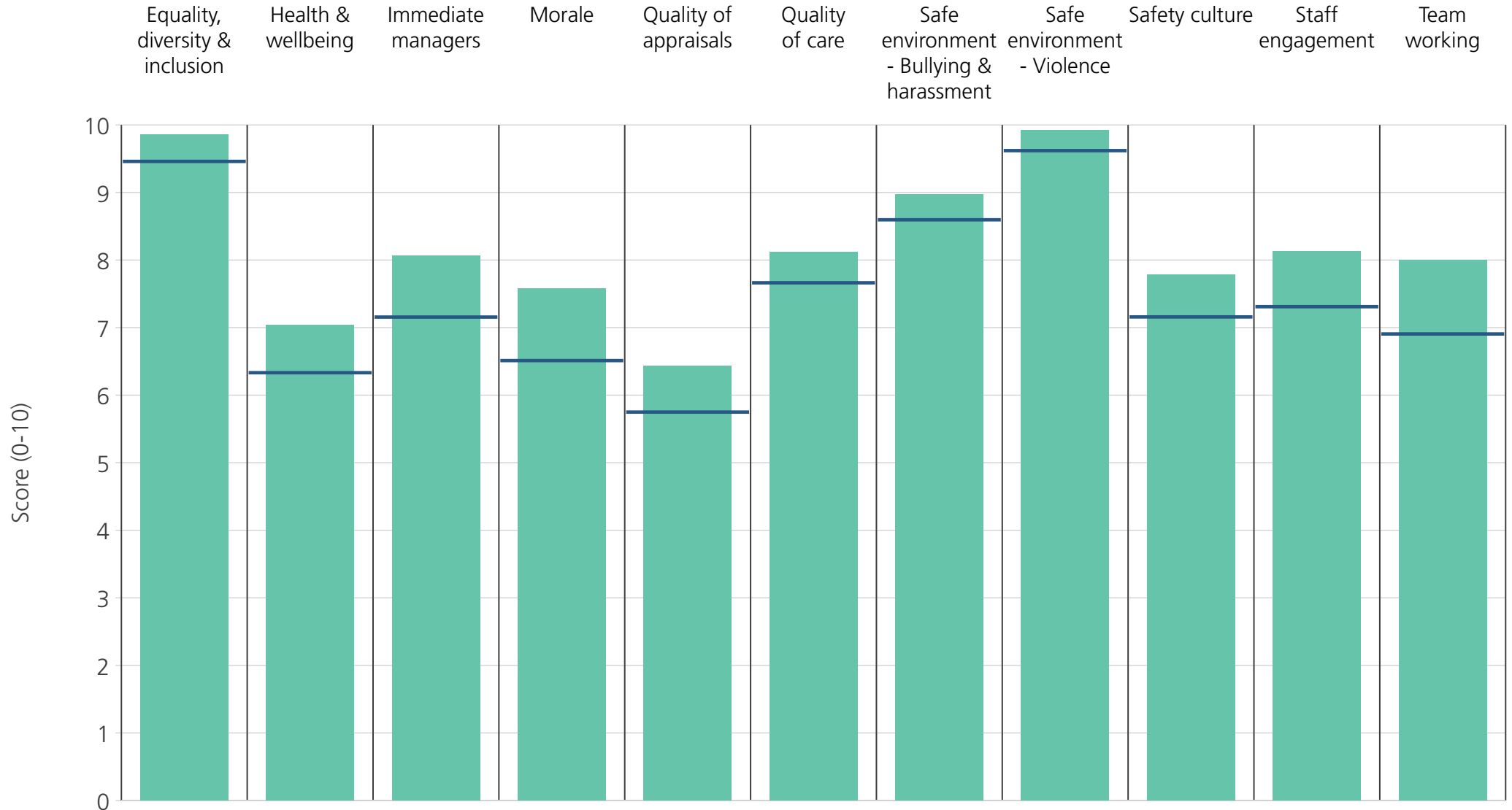




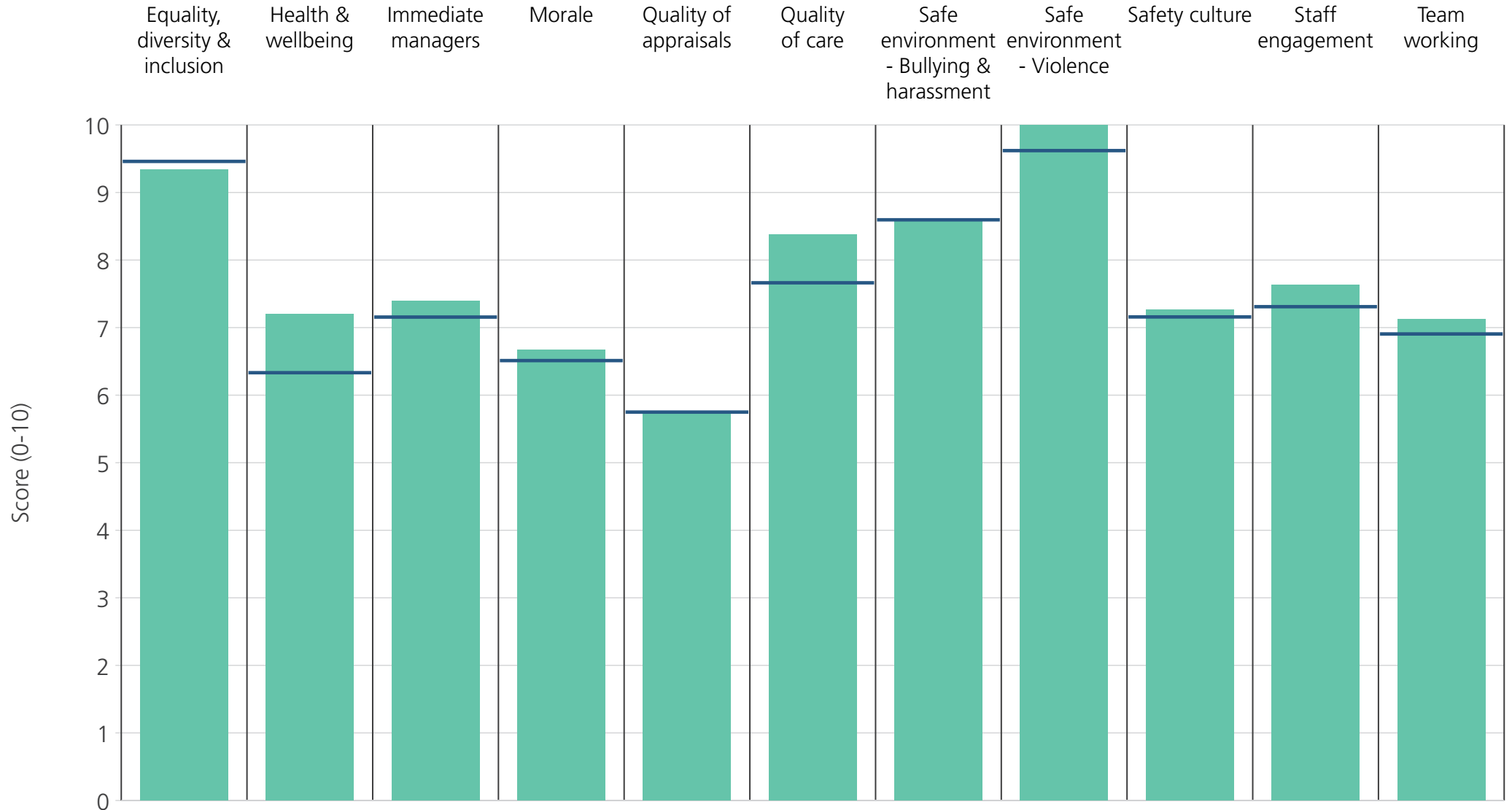
<b>Directorate</b>	9.7	7.0	6.7	6.4	5.3	8.1	9.1	9.7	6.8	7.3	6.9
<b>Your org</b>	9.5	6.3	7.2	6.5	5.7	7.7	8.6	9.6	7.2	7.3	6.9
<b>Responses</b>	42	42	42	42	35	41	42	42	42	42	42



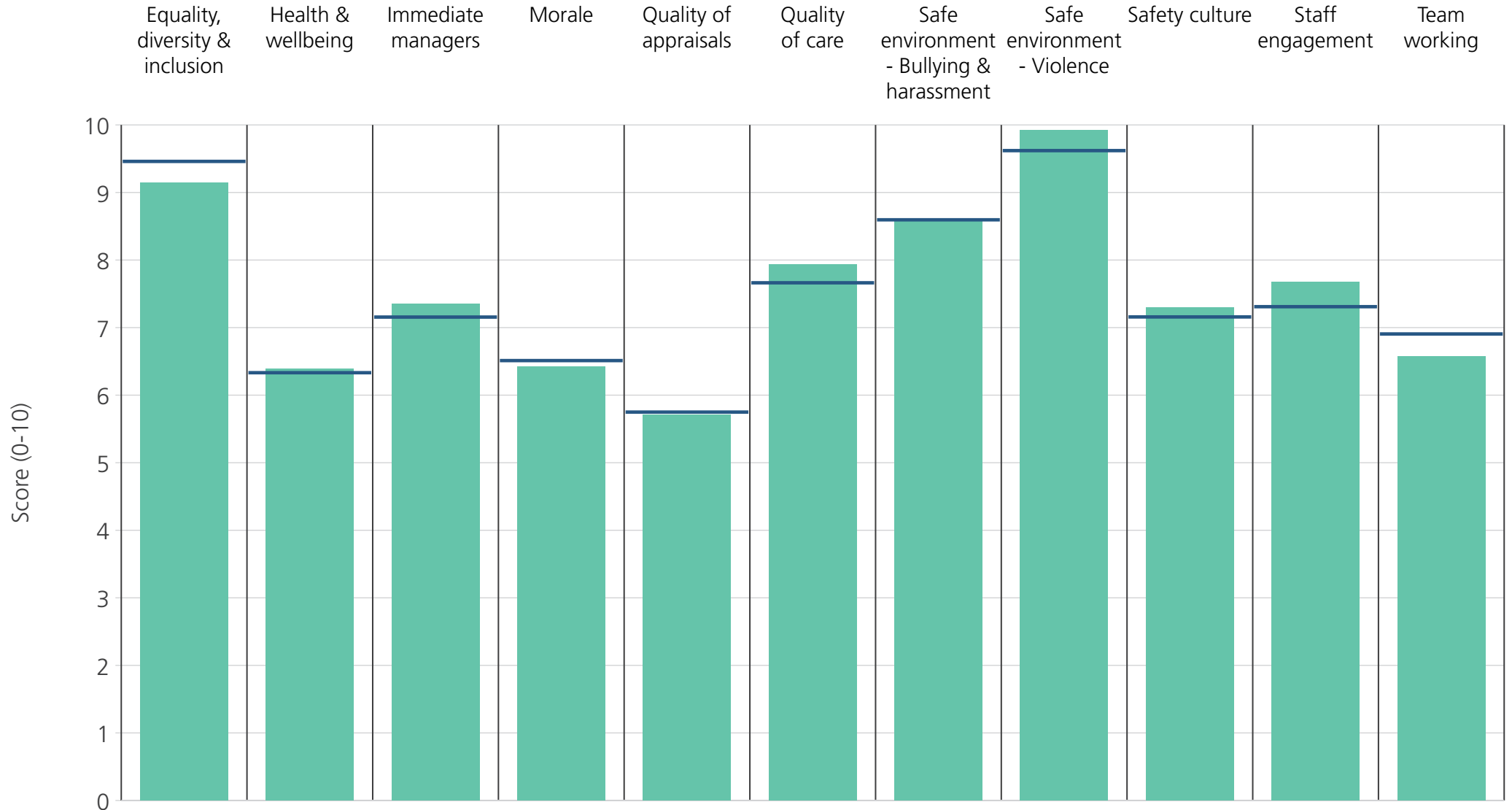
<b>Directorate</b>	9.4	6.3	6.0	6.3	3.9	8.9	9.5	9.9	6.9	7.1	5.4
<b>Your org</b>	9.5	6.3	7.2	6.5	5.7	7.7	8.6	9.6	7.2	7.3	6.9
<b>Responses</b>	28	29	29	28	24	11	27	27	29	29	28



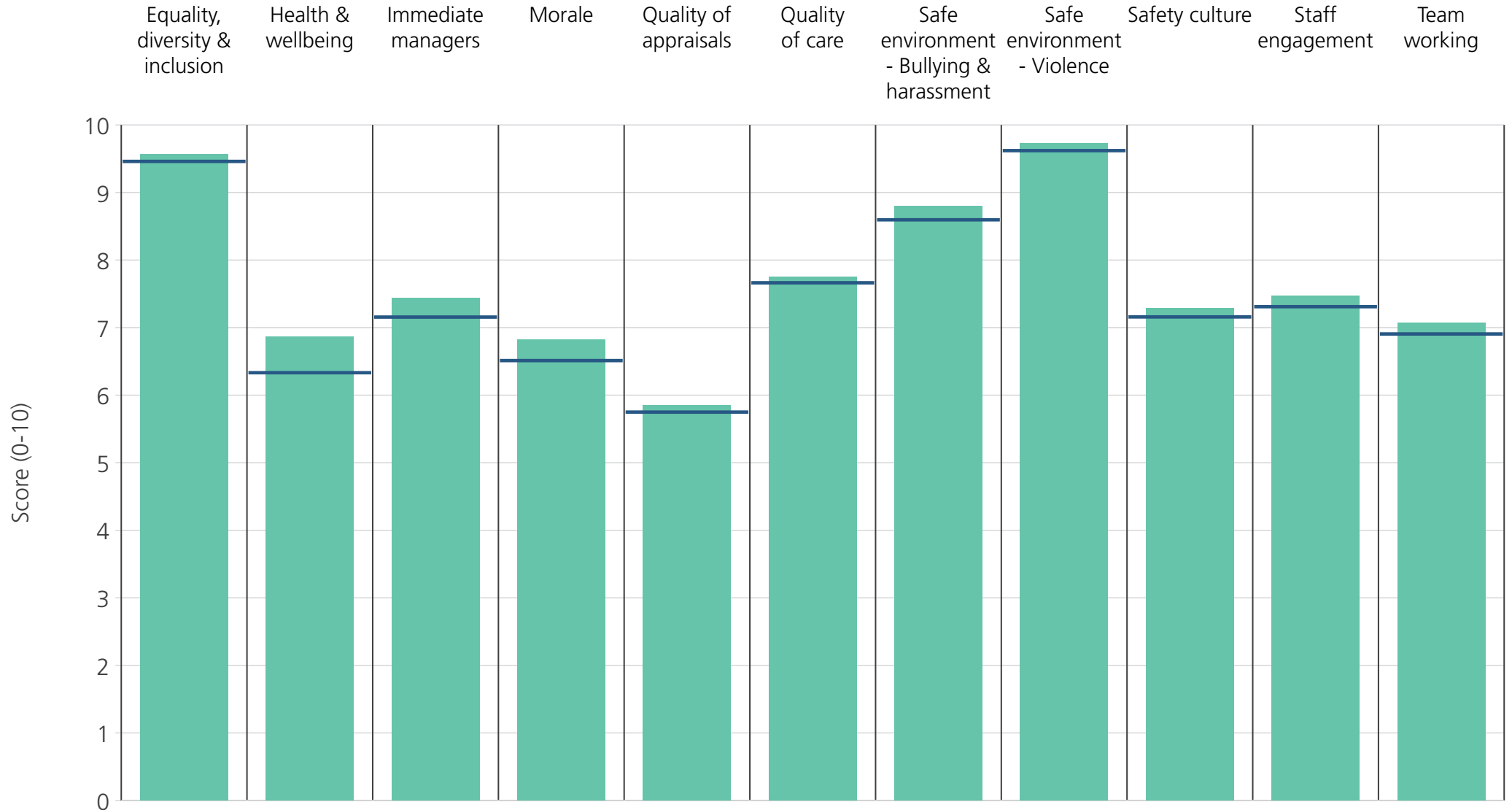
<b>Directorate</b>	9.9	7.0	8.1	7.6	6.4	8.1	9.0	9.9	7.8	8.1	8.0
<b>Your org</b>	9.5	6.3	7.2	6.5	5.7	7.7	8.6	9.6	7.2	7.3	6.9
<b>Responses</b>	42	42	43	41	41	43	42	42	41	43	43



<b>Directorate</b>	9.3	7.2	7.4	6.7	5.7	8.4	8.6	10.0	7.3	7.6	7.1
<b>Your org</b>	9.5	6.3	7.2	6.5	5.7	7.7	8.6	9.6	7.2	7.3	6.9
<b>Responses</b>	20	20	20	19	17	18	20	20	20	20	20



<b>Directorate</b>	9.1	6.4	7.3	6.4	5.7	7.9	8.6	9.9	7.3	7.7	6.6
<b>Your org</b>	9.5	6.3	7.2	6.5	5.7	7.7	8.6	9.6	7.2	7.3	6.9
<b>Responses</b>	40	40	40	40	28	20	40	40	40	40	39



<b>Directorate</b>	9.6	6.9	7.4	6.8	5.8	7.7	8.8	9.7	7.3	7.5	7.1
<b>Your org</b>	9.5	6.3	7.2	6.5	5.7	7.7	8.6	9.6	7.2	7.3	6.9
<b>Responses</b>	1090	1099	1099	1088	997	825	1088	1091	1091	1108	1092